Sunnyvale, California

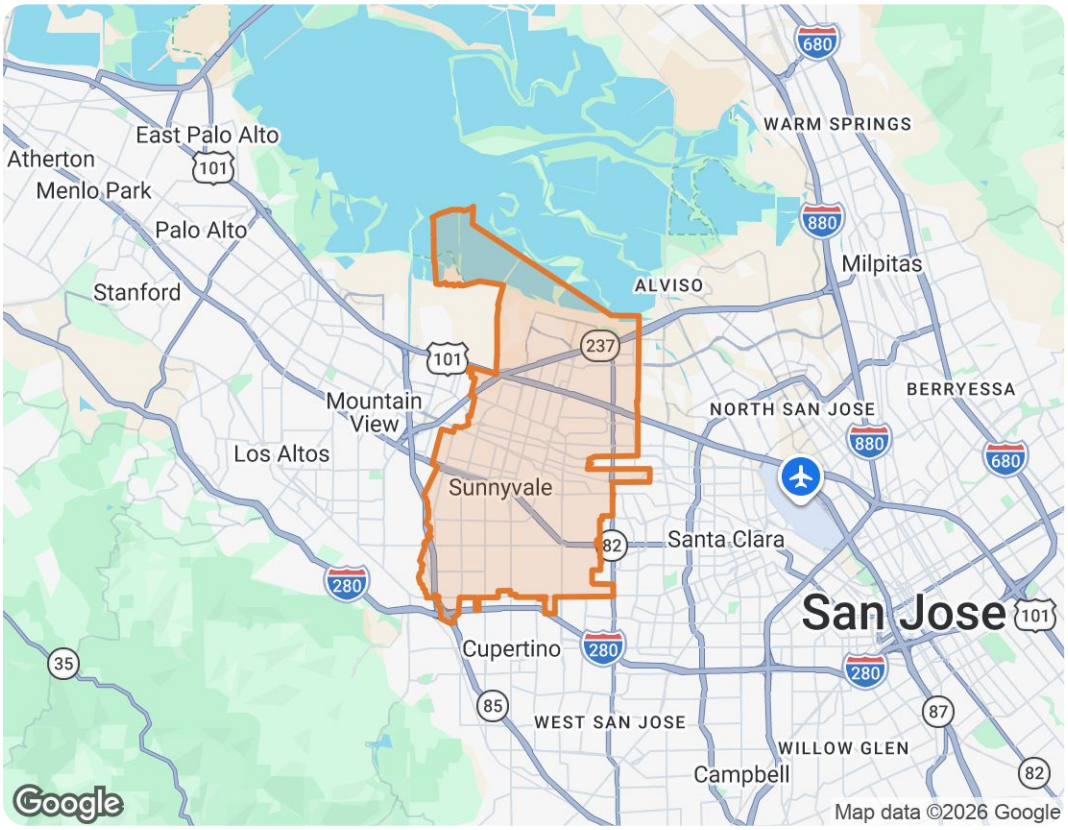

The biggest buyer rebates and lowest selling fees in real estate — without sacrificing full-service support, 7 days a week.

ShopProp Licensed CA, WA, HI, AZ, MI, TX, VA, CO

Office (888) 821-0556
team@shopprop.com
www.shopprop.com

ShopProp Inc.

Copyright 2026 Realtors Property Resource® LLC. All Rights Reserved.
Information is not guaranteed. Equal Housing Opportunity.

Sunnyvale, California

Shop|Prop

Market Trends

Market Trends for Sunnyvale, California

Single Family + Condo/Townhouse/Apt.

October 2026

Market Type



Seller's Market | Balanced Market | Buyer's Market

Key Details

Months of Inventory	Sold to List Price %	Median Days in RPR	Median Sold Price
1.31	106.3%	8	$1,820,000
↓ 0.76% MoM	↑ 0.93% MoM		↓ 20.87% MoM

October 2026 Median Estimated Property Value

Single Family + Condo/Townhouse/Apt.

This graphic displays property estimates for a market area and a subject property, where one has been selected. Estimated property values are generated by a valuation model and are not formal appraisals.

Source: Public records, and MLS sources where licensed

Update Frequency: Monthly

Median Estimated Value	Last Month Change	12 Month Change
$2,385,500	-3.3%	+1%

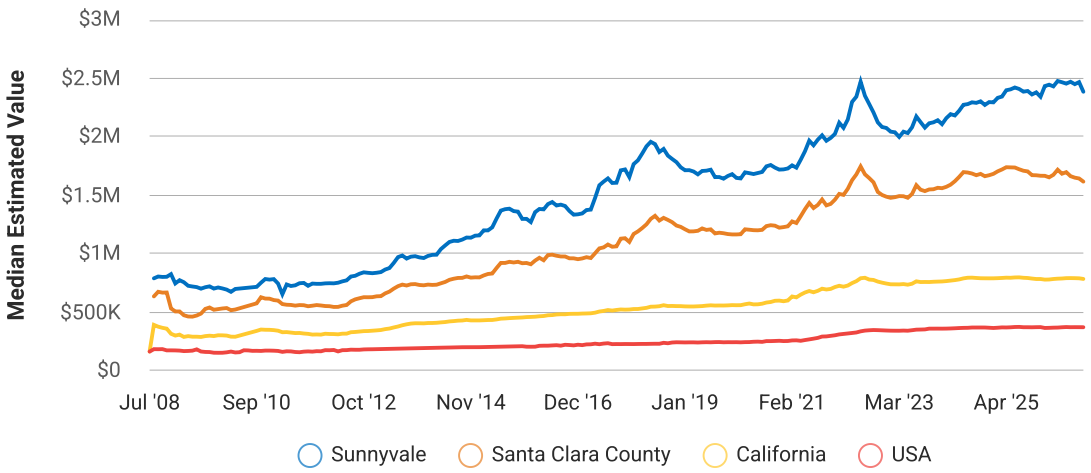

Copyright 2026 Realtors Property Resource® LLC. All Rights Reserved.
Information is not guaranteed. Equal Housing Opportunity.

Sunnyvale, California

Shop|Prop

October 2026 Active Listings

Sunnyvale, California

Single Family + Condo/Townhouse/Apt.

This graphic summarizes key statistics for properties that were in an active status on the last day of each month. RPR uses list date and a derived pending date to determine if the listing was active on the last day of the month. An end-of-month snapshot of active listings helps to understand inventory levels, price points and duration on the market.

Source: Listing sources

Update Frequency: Monthly

Median List Price - $1,653,500

↑ 11.1% Month over Month

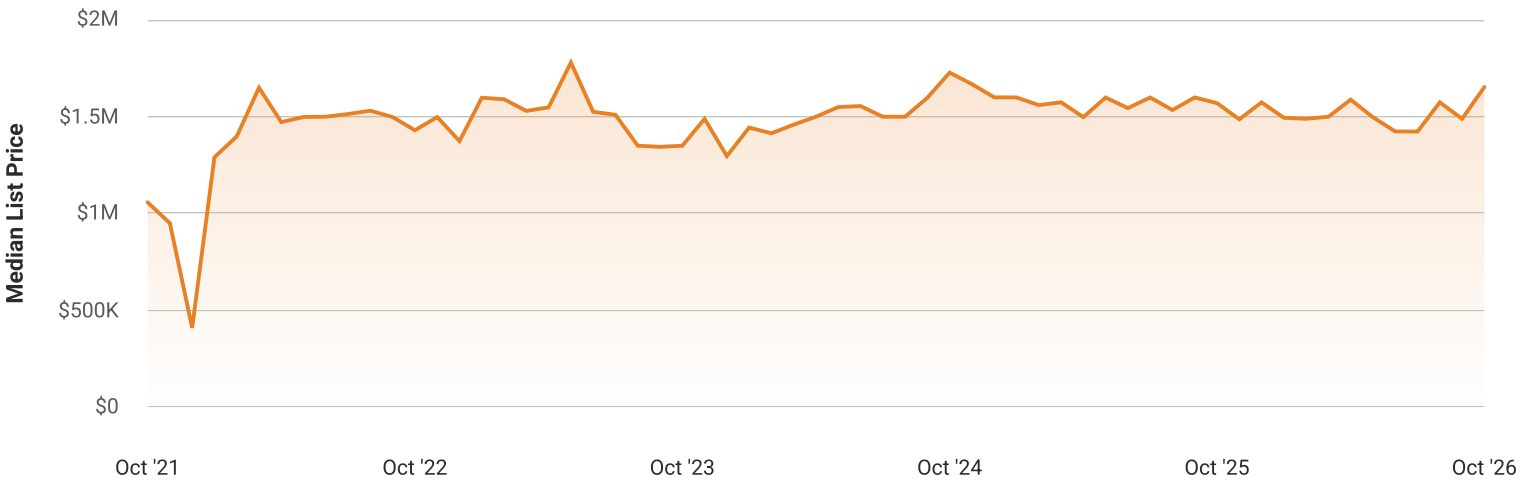

Copyright 2026 Realtors Property Resource® LLC. All Rights Reserved.
Information is not guaranteed. Equal Housing Opportunity.

Sunnyvale, California

Shop|Prop

October 2026 Sold Listings

Sunnyvale, California

Single Family + Condo/Townhouse/Apt.

This graphic summarizes key statistics for properties that sold each month. RPR uses a derived sold date to determine when a property moved into a sold status within the given month. These statistics are important for understanding the price points on sold properties as well as the difference between the list price and sold price, which reveals whether buyers are paying over or under the asking price.

Source: Listing sources

Update Frequency: Monthly

Median Sold Price - $1,820,000

↓ 20.9% Month over Month

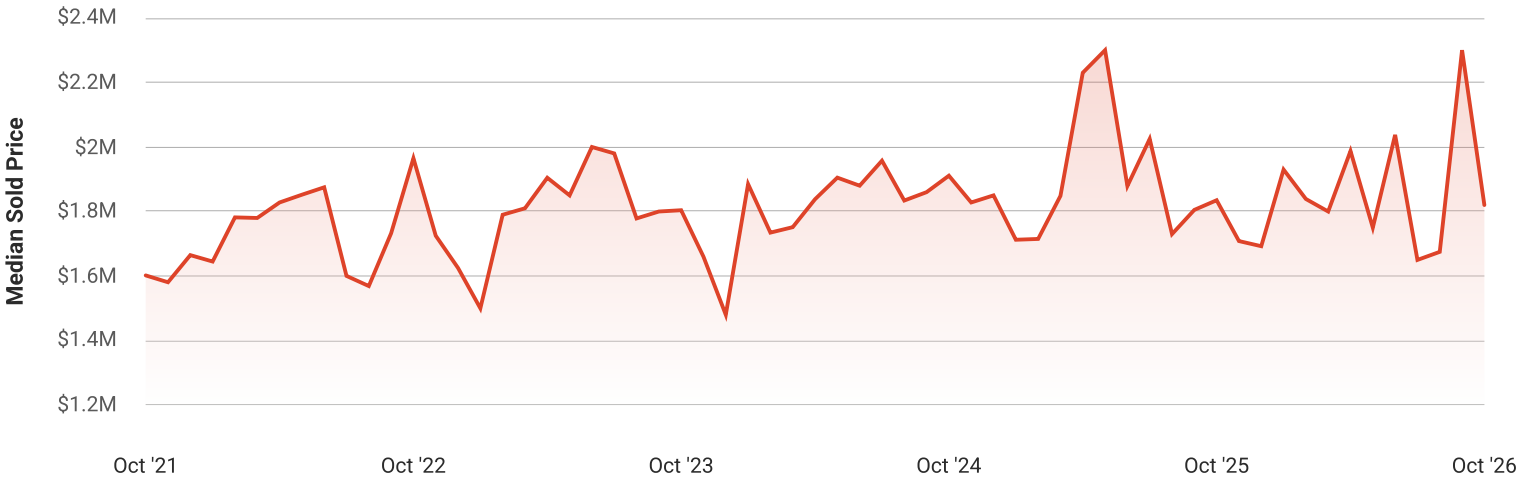

Total Sales and Active Listings in Sunnyvale, California

Single Family + Condo/Townhouse/Apt.

This graph compares the number of sales with the number of active listings in the local market.

Source: MLS data where licensed

Update Frequency: Monthly

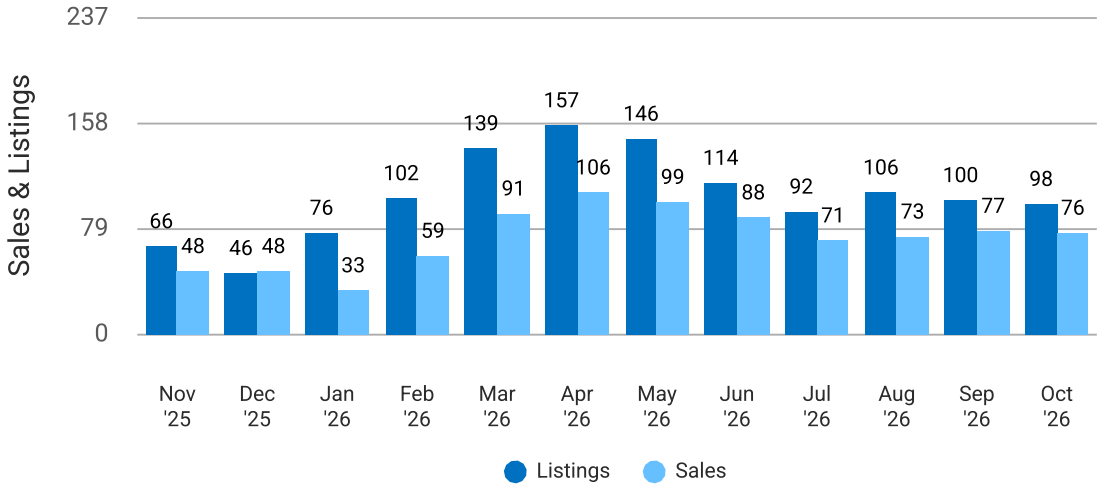

Copyright 2026 Realtors Property Resource® LLC. All Rights Reserved.
Information is not guaranteed. Equal Housing Opportunity.

Sunnyvale, California

Median Sold Price vs Sold Listings in Sunnyvale, California

Single Family + Condo/Townhouse/Apt.

This chart compares the trend of median sold price and number of sold listings for the given location.

Source: Listing Data

Update Frequency: Monthly

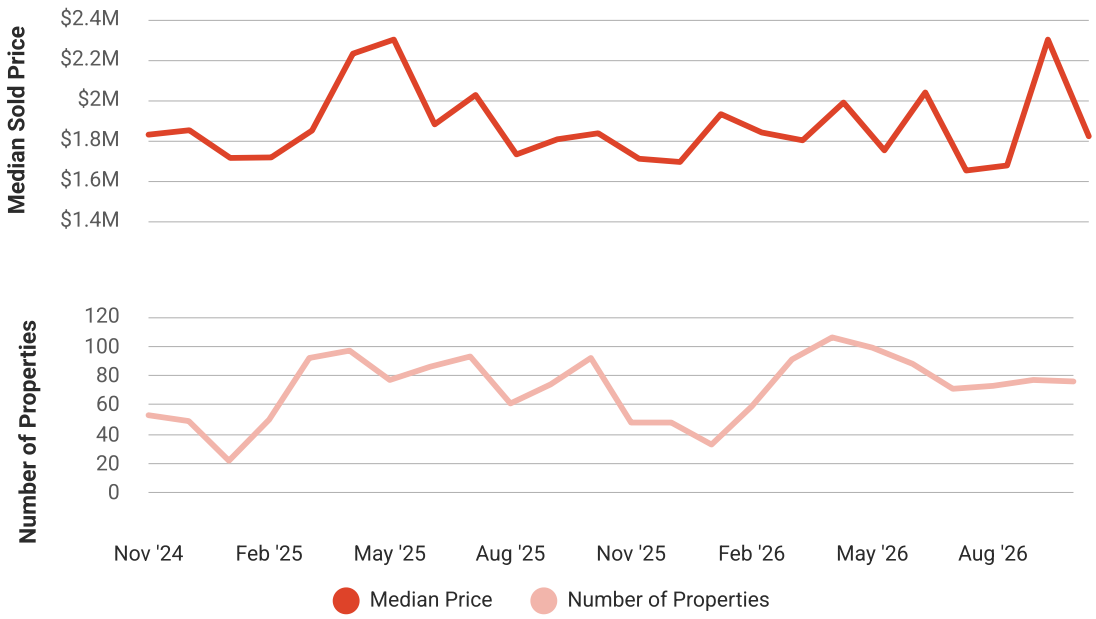

Median List Price vs Active Listings in Sunnyvale, California

Single Family + Condo/Townhouse/Apt.

This chart compares the trend of median list price and number of active properties for the given location.

Source: Listing Data

Update Frequency: Monthly

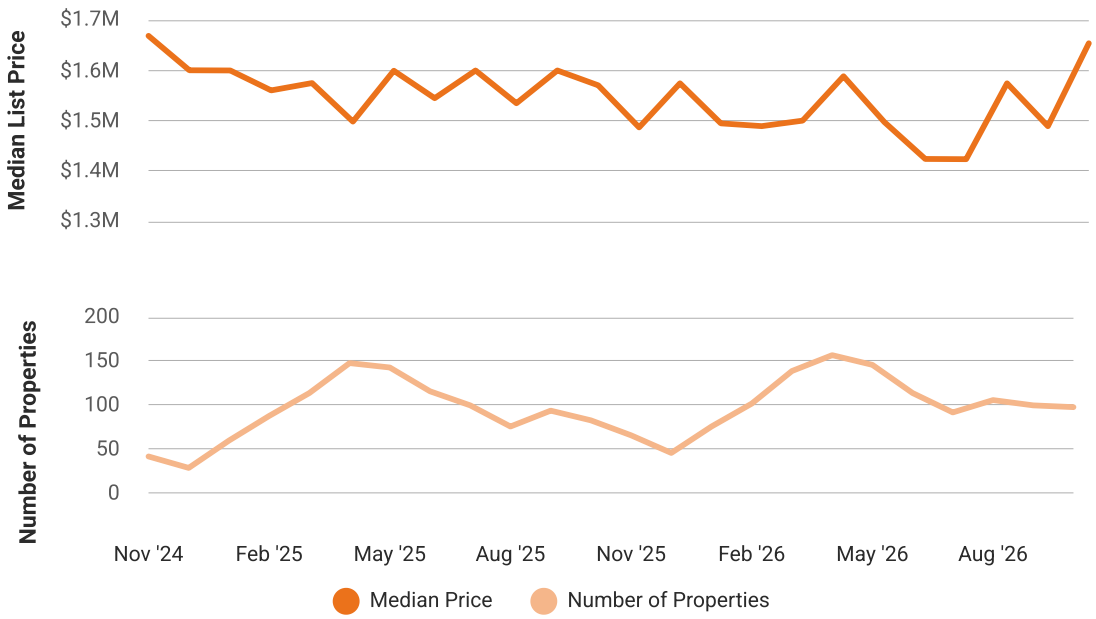

Copyright 2026 Realtors Property Resource® LLC. All Rights Reserved.
Information is not guaranteed. Equal Housing Opportunity.

Sunnyvale, California

Shop|Prop

Market Snapshot

Value and Price Changes

	Current	Last Month	Last 3 Months	Last 12 Months	Last 24 Months	Last 36 Months
Median Est. Property Value Last Updated: 10/31/2026	$2,385,500	$2,468,000 -3.34%	$2,471,070 -3.46%	$2,362,440 +0.98%	$2,303,630 +3.55%	$2,115,970 +12.74%
Median Sold Price Last Updated: 10/31/2026	$1,820,000	$2,300,000 -20.87%	$1,650,000 +10.3%	$1,834,950 -0.81%	$1,911,000 -4.76%	$1,804,000 +0.89%
Median List Price Last Updated: 10/31/2026	$1,653,500	$1,488,888 +11.06%	$1,423,391 +16.17%	$1,570,000 +5.32%	$1,727,554 -4.29%	$1,350,000 +22.48%

About this Data: Because some brokerages may choose not to include their MLS listing content within the RPR platform, the analysis contained in this report may not have been created using all the available listing data within this geographical market.
Median estimated property values are generated by a valuation model and are not formal appraisals. Valuations are based on public records and MLS data where licensed. The Metrics displayed here reflect **All Residential Single Family, Condo, Townhouse and Apartment properties** data.

Market Activity

Market Activity Filters

Sort Order: Date
Maximum Properties Per Change Type: 10
Change Types: New Listings, Pending, Closed, Distressed
Property Types: Single Family, Condo/Townhouse/Apt
Property Features: Sale Price: Any, Lease Price: Any, Beds: Any, Baths: Any, Living Area: Any, Lot Size (acre): Any, Year Built: Any

Copyright 2026 Realtors Property Resource® LLC. All Rights Reserved.
Information is not guaranteed. Equal Housing Opportunity.

Sunnyvale, California

Shop|Prop

Summary

For Sale Activity in the Last 3 Months

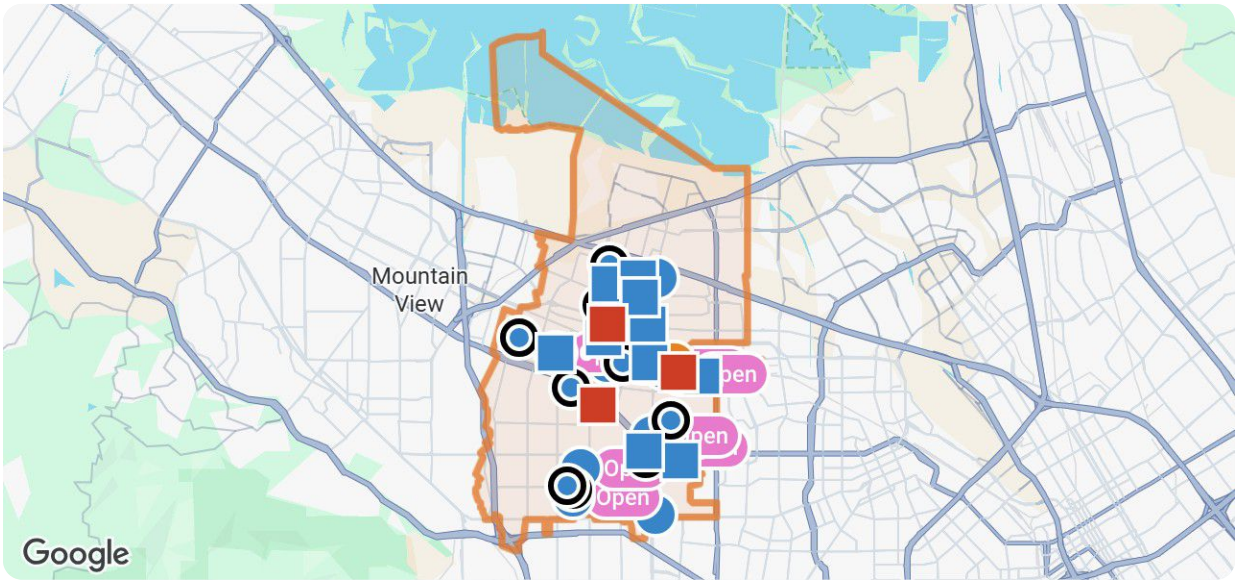

Legend

- For Sale
- For Sale Pending
- Recently Closed
- Distressed

	New	Pending	Closed	Distressed
Number of Properties	10	10	10	3
Lowest Listing Price / Est.Value	$535,900	$995,000	$715,000	$1,262,940
Median Listing Price / Est.Value	$2,049,000	$2,094,000	$1,888,000	$2,630,880
Highest Listing Price / Est.Value	$3,299,000	$3,388,000	$4,050,000	$2,677,340
Average Price / sqft	$1,147	$1,378	$1,334	$1,200
Median Price / sqft	$1,179	$1,352	$1,305	$862
Average Days in RPR	17	51	36	–
Median Days in RPR	10	44	35	–
Total Volume	$19,417,749	$21,182,587	$21,104,888	$6,571,160
Source	Listings	Listings	Public Records & Listings	Public Records & Listings

Copyright 2026 Realtors Property Resource® LLC. All Rights Reserved.
Information is not guaranteed. Equal Housing Opportunity.

Sunnyvale, California

Shop|Prop

Market Activity Breakdown

New

Source: Listings

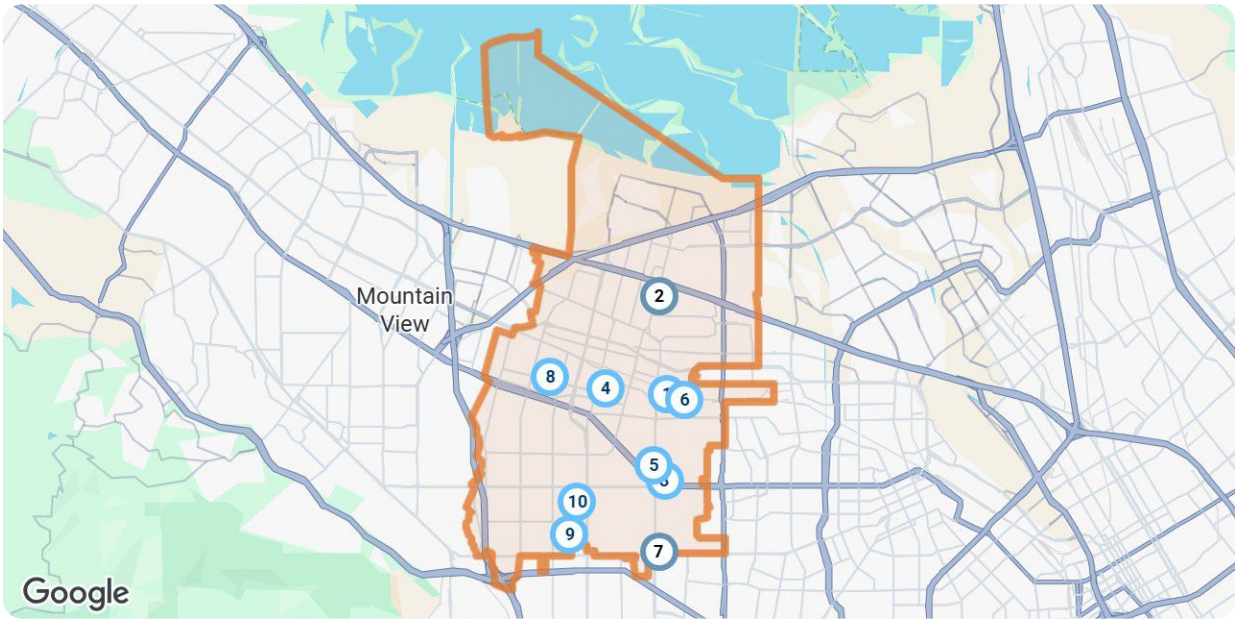

Legend

- Active For Sale
- Active Under Contract

New: 10 properties	Property Type	Beds / Baths	Living Area (sq ft)	Lot Size	Year Built	List Date / Days in RPR	List Price / $ Per Sq Ft
1  **1779 Lark Ln** **Sunnyvale, CA 94087** MLS ID: 82067327 Active / For Sale *Listing Courtesy of Affinity Enterprises, Inc*	Single Family	4/2	2,048	6,960 sqft	1962	11/18/2026 5 days	$2,998,850 $1,464/sq ft
2  **238 Charles St** **Sunnyvale, CA 94086** MLS ID: 82067501 Active / For Sale *Listing Courtesy of MGM Real Estate*	Single Family	2/1	829	6,600 sqft	1939	11/17/2026 6 days	$1,599,000 $1,929/sq ft
3  **1001 Ea Ea Evelyn Ter** **Sunnyvale, CA 94086** MLS ID: 82067411 Active / For Sale *Listing Courtesy of A to B Realty*	Condo/Townhouse/Apt.	2/1	822	–	1977	11/15/2026 8 days	$535,900 $652/sq ft
4  **705 Valonia Oak Ter** **Sunnyvale, CA 94086** MLS ID: 82066979 Active / For Sale *Listing Courtesy of Robert Smith, Broker*	Single Family	4/5	2,710	3,840 sqft	2021	11/15/2026 8 days	$3,299,000 $1,217/sq ft
5  **1407 Bellingham Way** **Sunnyvale, CA 94087** MLS ID: 82067270 Active / For Sale *Listing Courtesy of Intero Real Estate Services*	Single Family	4/3	2,283	10,800 sqft	1963	11/13/2026 10 days	$2,950,000 $1,292/sq ft

Copyright 2026 Realtors Property Resource® LLC. All Rights Reserved.
Information is not guaranteed. Equal Housing Opportunity.

Sunnyvale, California

Shop|Prop

New: 10 properties	Property Type	Beds / Baths	Living Area (sq ft)	Lot Size	Year Built	List Date / Days in RPR	List Price / $ Per Sq Ft
6  **445 Crescent Ave** **Sunnyvale, CA 94087** MLS ID: 82067279 Active / For Sale *Listing Courtesy of Keller Williams Thrive*	Condo/Townhouse/Apt.	2/3	1,330	1,485 sqft	1979	11/13/2026 10 days	$1,198,000 $901/sq ft
7  **613 Arcadia Ter, Unit 102** **Sunnyvale, CA 94085** MLS ID: 82059178 Active Under Contract / For Sale *Listing Courtesy of Christie's International Real Estate Sereno*	Condo/Townhouse/Apt.	1/1	867	1,161 sqft	1996	8/29/2026 86 days	$599,999 $692/sq ft
8  **218 S Bernardo Ave** **Sunnyvale, CA 94086** MLS ID: 41153704 Active / For Sale *Listing Courtesy of Vanguard Properties*	Single Family	3/3	2,008	6,336 sqft	1961	11/12/2026 11 days	$2,499,000 $1,245/sq ft
9  **865 Carlisle Way, Apt 117** **Sunnyvale, CA 94087** MLS ID: 82066537 Active / For Sale *Listing Courtesy of Coldwell Banker Realty*	Condo/Townhouse/Apt.	2/3	1,120	2,200 sqft	2007	11/12/2026 11 days	$1,050,000 $938/sq ft
10  **1587 Benton St** **Sunnyvale, CA 94087** MLS ID: 82067095 Active / For Sale *Listing Courtesy of Keller Williams Realty-Silicon Valley*	Single Family	5/3	2,358	6,200 sqft	1968	11/11/2026 12 days	$2,688,000 $1,140/sq ft

Pending

Source: Listings

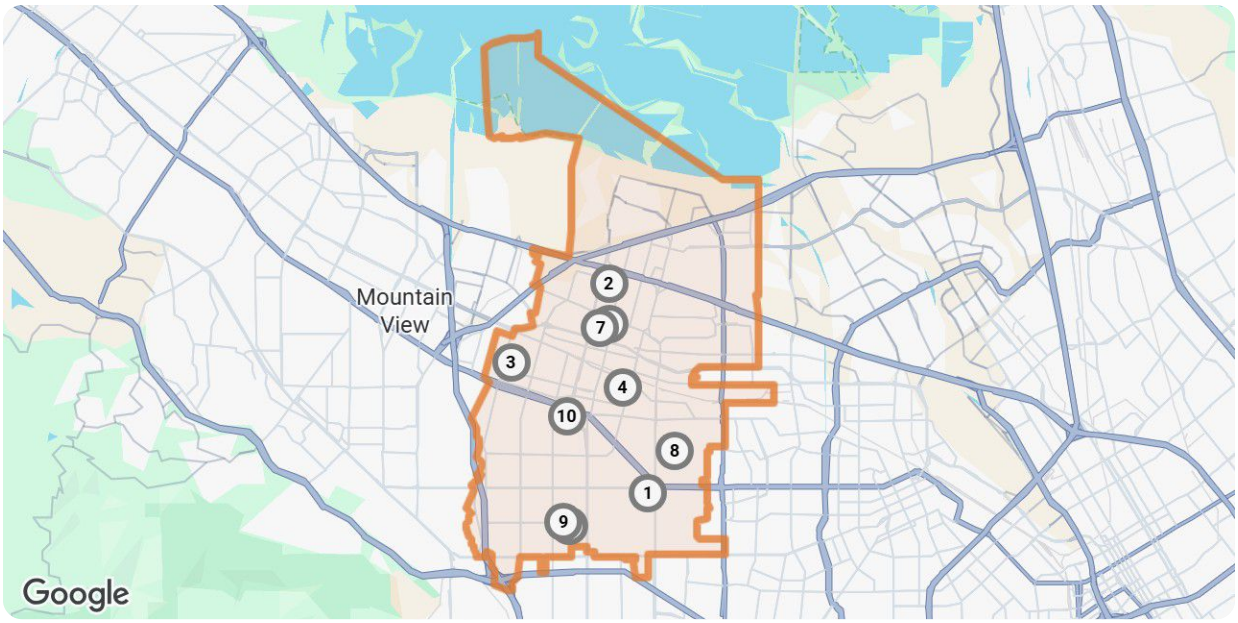

Legend

Pending

Copyright 2026 Realtors Property Resource® LLC. All Rights Reserved.
Information is not guaranteed. Equal Housing Opportunity.

Sunnyvale, California

Shop|Prop

	Pending: 10 properties	Property Type	Beds / Baths	Living Area (sq ft)	Lot Size / Year Built	List Date	List Price / $ Per Sq Ft	Pending Date / Days in RPR
1	 **588 Borregas Ave** **Sunnyvale, CA 94085** MLS ID: 82056681 Pending / For Sale *Listing Courtesy of Intero Real Estate Services*	Single Family	3/1	913	5,562 sqft 1949	10/15/2026	$1,398,000 $1,531/sq ft	11/12/2026 28 days
2	 **1574 Riorden Ter** **Sunnyvale, CA 94087** MLS ID: 82062491 Pending / For Sale *Listing Courtesy of Coldwell Banker Realty*	Single Family	3/3	1,809	3,118 sqft 2007	9/24/2026	$2,299,000 $1,271/sq ft	11/12/2026 49 days
3	 **1091 Rockefeller Dr** **Sunnyvale, CA 94087** MLS ID: 82060265 Pending / For Sale *Listing Courtesy of Coldwell Banker Realty*	Single Family	4/2	1,839	9,086 sqft 1960	9/16/2026	$2,949,999 $1,604/sq ft	11/12/2026 57 days
4	 **418 Ea Ea Evelyn Ave** **Sunnyvale, CA 94086** MLS ID: 82044534 Pending / For Sale *Listing Courtesy of Compass*	Condo/Townhouse/Apt.	3/3	1,531	– 2005	4/24/2026	$995,000 $650/sq ft	11/11/2026 201 days
5	 **1025 Fulton Ave** **Sunnyvale, CA 94089** MLS ID: 82061249 Pending / For Sale *Listing Courtesy of BRG Realty*	Single Family	3/2	1,148	5,250 sqft 1953	9/14/2026	$1,499,000 $1,306/sq ft	11/11/2026 58 days
6	 **1130 Merrimac Dr** **Sunnyvale, CA 94087** MLS ID: 82066500 Pending / For Sale *Listing Courtesy of Compass*	Single Family	4/2	1,498	5,998 sqft 1954	11/4/2026	$2,688,000 $1,794/sq ft	11/11/2026 7 days
7	 **1554 Ashcroft Way** **Sunnyvale, CA 94087** MLS ID: 82065657 Pending / For Sale *Listing Courtesy of Keller Williams Thrive*	Single Family	4/2	1,835	8,189 sqft 1956	10/30/2026	$3,388,000 $1,846/sq ft	11/10/2026 11 days
8	 **611 Ea Ea Mc Kinley Ave** **Sunnyvale, CA 94086** MLS ID: 82058944 Pending / For Sale *Listing Courtesy of Intero Real Estate Services*	Single Family	4/1	1,450	– 1952	9/22/2026	$1,698,888 $1,172/sq ft	11/6/2026 45 days
9	 **1574 Oriole Ave** **Sunnyvale, CA 94087** MLS ID: 82062272 Pending / For Sale *Listing Courtesy of Compass*	Single Family	5/3	1,701	5,194 sqft 1960	9/23/2026	$2,377,700 $1,398/sq ft	11/5/2026 43 days
10	 **789 Iris Ave** **Sunnyvale, CA 94086** MLS ID: 82066060 Pending / For Sale *Listing Courtesy of Coldwell Banker Realty*	Single Family	3/2	1,561	5,665 sqft 1958	10/29/2026	$1,889,000 $1,210/sq ft	11/4/2026 6 days

Copyright 2026 Realtors Property Resource® LLC. All Rights Reserved.
Information is not guaranteed. Equal Housing Opportunity.

Sunnyvale, California

Shop|Prop

Closed

Source: Public Records and Listings

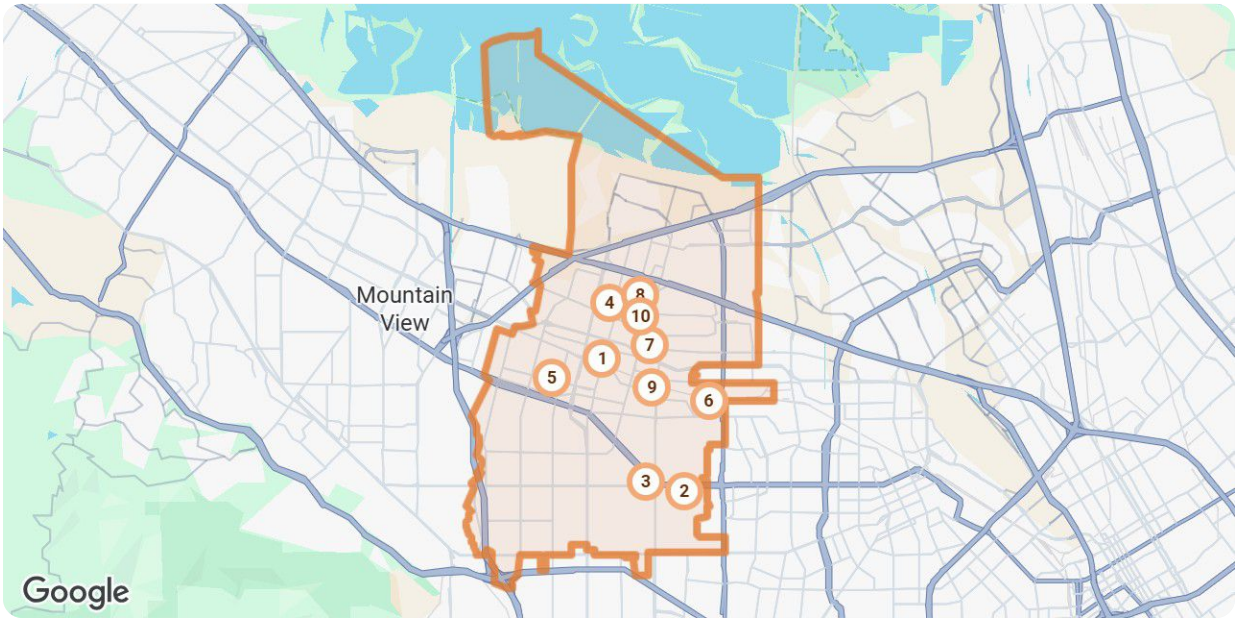

Legend

Closed

Closed: 10 properties	Property Type	Beds / Baths	Living Area (sq ft)	Lot Size / Year Built	Closed Date / Days in RPR	Closed Price / $ Per Sq Ft	List to Sold Price %
1  **855E Brookline Dr, Apt E** **Sunnyvale, CA 94087** MLS ID: 82063714 Closed / For Sale *Courtesy of Green Valley Realty USA*	Condo/Townhouse/Apt.	3/2	1,244	1,779 sqft 1973	11/20/2026 45 days	$1,358,888 $1,092/sq ft	↑ 0.66%
2  **1117 Clydebank Ct** **Sunnyvale, CA 94087** MLS ID: 82064734 Closed / For Sale *Courtesy of Home Solutions Realty*	Single Family	4/3	2,300	7,800 sqft 1968	11/20/2026 35 days	$3,150,000 $1,370/sq ft	↑ 9.04%
3  **330 Greenlake Dr** **Sunnyvale, CA 94089** MLS ID: 82065895 Closed / For Sale *Courtesy of Assistance Realty*	Single Family	3/2	1,108	5,775 sqft 1957	11/20/2026 23 days	$1,375,000 $1,241/sq ft	↓ 7.59%
4  **1480 Chukar Ct** **Sunnyvale, CA 94087** MLS ID: 82064823 Closed / For Sale *Courtesy of Bay Area Modern Real Estate*	Single Family	3/2	1,545	7,274 sqft 1971	11/19/2026 34 days	$2,750,000 $1,780/sq ft	–
5  **923 Delano Ter, Unit 1** **Sunnyvale, CA 94085** MLS ID: 82064738 Closed / For Sale *Courtesy of Compass*	Condo/Townhouse/Apt.	4/4	1,960	500 sqft 2019	11/19/2026 35 days	$1,680,000 $857/sq ft	↑ 5.74%

Copyright 2026 Realtors Property Resource® LLC. All Rights Reserved.
Information is not guaranteed. Equal Housing Opportunity.

Sunnyvale, California

Shop|Prop

Closed: 10 properties	Property Type	Beds / Baths	Living Area (sq ft)	Lot Size / Year Built	Closed Date / Days in RPR	Closed Price / $ Per Sq Ft	List to Sold Price %
6  **1617 Goldfinch Way Sunnyvale, CA 94087** MLS ID: 82066582 Closed / For Sale *Courtesy of Asset Real Estate*	Single Family	4/4	2,841	6,678 sqft 1995	11/19/2026 14 days	$4,050,000 $1,426/sq ft	↑ 4.14%
7  **613 San Conrado Ter, Unit 6 Sunnyvale, CA 94085** MLS ID: 82064821 Closed / For Sale *Courtesy of Compass*	Condo/Townhouse/Apt.	2/2	996	2,250 sqft 1985	11/19/2026 34 days	$715,000 $718/sq ft	↓ 1.38%
8  **1256 Susan Way Sunnyvale, CA 94087** MLS ID: 82065918 Closed / For Sale *Courtesy of Intero Real Estate Services*	Single Family	3/1	1,056	6,100 sqft 1952	11/19/2026 22 days	$2,310,000 $2,188/sq ft	↑ 21.71%
9  **366 Pismo Ter Sunnyvale, CA 94086** MLS ID: 82063211 Closed / For Sale *Courtesy of Coldwell Banker Realty*	Single Family	3/3	1,354	3,945 sqft 1994	11/18/2026 48 days	$2,096,000 $1,548/sq ft	↑ 4.8%
10  **941 Amador Ave Sunnyvale, CA 94085** MLS ID: 82059468 Closed / For Sale *Courtesy of Compass*	Single Family	4/2	1,440	5,200 sqft 1951	11/17/2026 71 days	$1,620,000 $1,125/sq ft	↓ 0.31%

Distressed

Source: Public Records and Listings

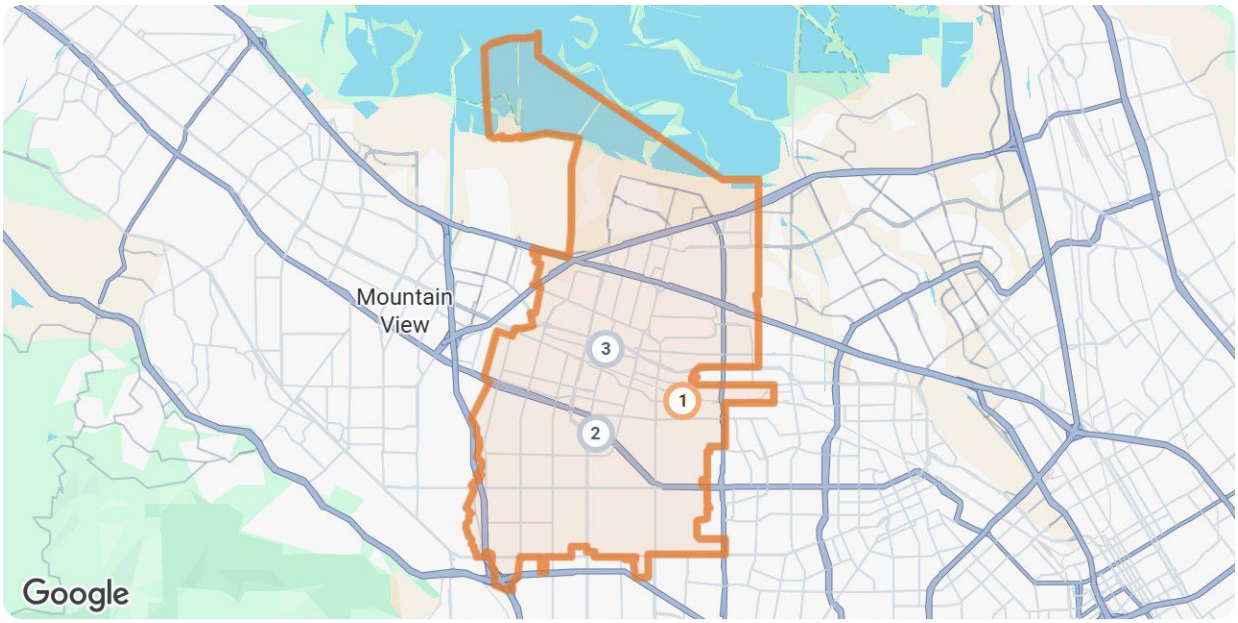

Legend

- Closed
- Off Market, Hold, Withdrawn, Expired, or Canceled

Copyright 2026 Realtors Property Resource® LLC. All Rights Reserved.
Information is not guaranteed. Equal Housing Opportunity.

Sunnyvale, California

Shop|Prop

	Distressed: 3 properties	Property Type	Beds / Baths	Living Area (sq ft)	Lot Size / Year Built	List Date / Days in RPR	List Price / $ Per Sq Ft	Distressed Date / Type
1	 **530 Porpoise Bay Ter, Apt C** **Sunnyvale, CA 94089** Closed / Public Record	Condo/Townhouse/Apt.	2/3	1,832	2,450 sqft 1992	– – days	– $650/sq ft	9/14/2026 Notice of Default
2	 **727 Lakehaven Dr** **Sunnyvale, CA 94089** Off Market / Public Record	Single Family	7/4	3,107	8,580 sqft 1957	– – days	– $862/sq ft	10/29/2026 Notice of Default
3	 **1645 Martin Ave** **Sunnyvale, CA 94087** Off Market / Public Record	Single Family	3/2	1,284	5,700 sqft 1959	– – days	– $2,049/sq ft	9/23/2026 Notice of Foreclosure Sale

Copyright 2026 Realtors Property Resource® LLC. All Rights Reserved.
Information is not guaranteed. Equal Housing Opportunity.

Sunnyvale, California

Shop|Prop

Summary

For Lease Activity in the Last 3 Months

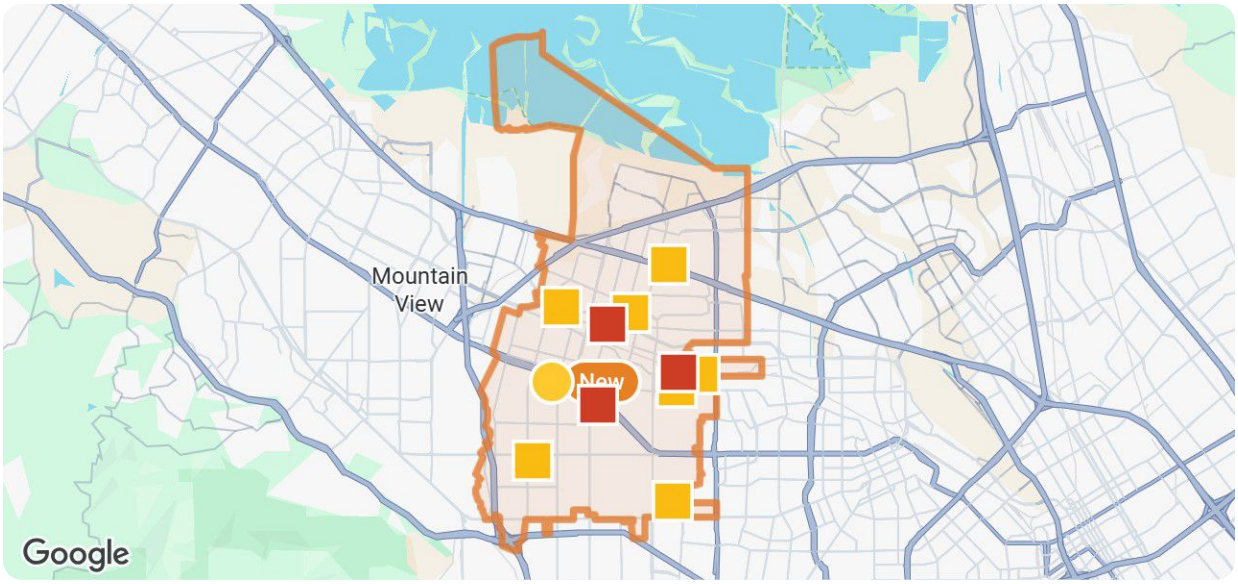

Legend

- For Lease
- Recently Closed
- Distressed
- Recently Leased

	New	Closed	Distressed
Number of Properties	5	10	3
Lowest Listing Price / Est.Value	$2,700	$2,000	$1,262,940
Median Listing Price / Est.Value	$4,500	$5,100	$2,630,880
Highest Listing Price / Est.Value	$7,000	$2,750,000	$2,677,340
Average Price / sqft	$3	$181	$1,200
Median Price / sqft	$3	$4	$862
Average Days in RPR	34	17	–
Median Days in RPR	38	16	–
Total Volume	$23,200	$2,790,445	$6,571,160
Source	Listings	Public Records & Listings	Public Records & Listings

Copyright 2026 Realtors Property Resource® LLC. All Rights Reserved.
Information is not guaranteed. Equal Housing Opportunity.

Sunnyvale, California

Shop|Prop

Market Activity Breakdown

New

Source: Listings

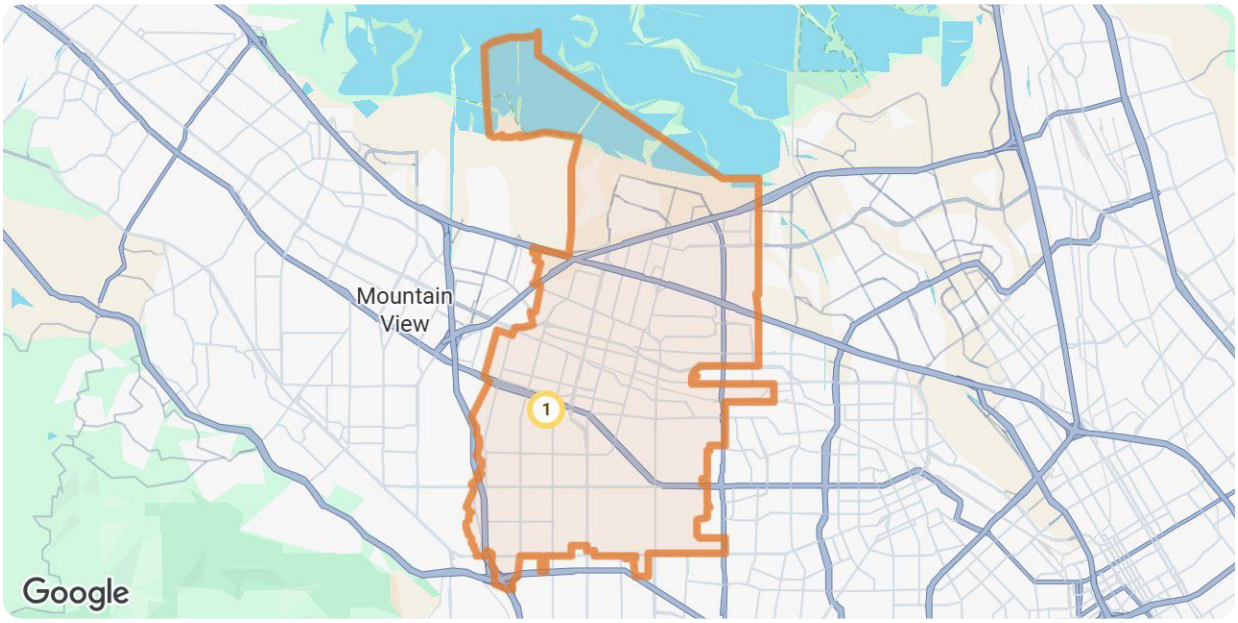

Legend

Active For Lease

New: 5 properties	Property Type	Beds / Baths	Living Area (sq ft)	Lot Size	Year Built	List Date / Days in RPR	List Price / $ Per Sq Ft
1  **1301 Barbet Cir, Unit 2** **Sunnyvale, CA 94087** MLS ID: 426175525 Active / For Lease *Courtesy of Real Brokerage Technologies*	Condo/Townhouse/Apt.	3/2	1,501	940 sqft	2024	11/9/2026 14 days	$5,500 mo. $4/sq ft
2  **670 Azara Pl, Apt 2** **Sunnyvale, CA 94086** MLS ID: 82064858 Active / For Lease *Courtesy of Advante Real Estate*	Condo/Townhouse/Apt.	1/1	561	–	1967	10/16/2026 38 days	$2,700 mo. $5/sq ft
3  **978 La Mesa Ter, Unit D** **Sunnyvale, CA 94086** MLS ID: 41151453 Active / For Lease *Courtesy of Paramount Buildings & Loans*	Condo/Townhouse/Apt.	3/2	2,082	2,375 sqft	1988	10/16/2026 38 days	$7,000 mo. $3/sq ft
4  **990 Helen Ave** **Sunnyvale, CA 94086** MLS ID: 426170469 Active / For Lease *Courtesy of Richard Chiu, Broker*	Condo/Townhouse/Apt.	3/2	2,764	8,441 sqft	2026	10/15/2026 39 days	$3,500 mo. $1/sq ft
5  **610 Arcadia Ter, Unit 301** **Sunnyvale, CA 94085** MLS ID: 82064400 Active / For Lease *Courtesy of Keller Williams Palo Alto*	Condo/Townhouse/Apt.	3/2	1,300	–	1996	10/12/2026 42 days	$4,500 mo. $3/sq ft

Copyright 2026 Realtors Property Resource® LLC. All Rights Reserved.
Information is not guaranteed. Equal Housing Opportunity.

Sunnyvale, California

Shop|Prop

Closed

Source: Public Records and Listings

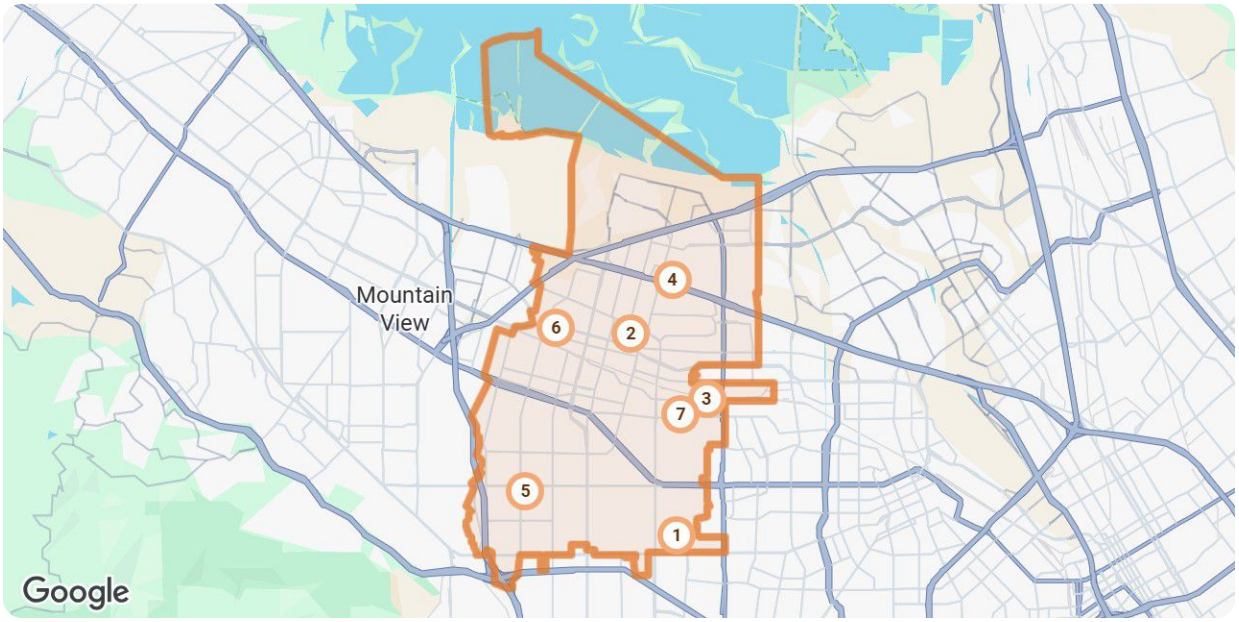

Legend

Closed

Closed: 10 properties	Property Type	Beds / Baths	Living Area (sq ft)	Lot Size / Year Built	Closed Date / Days in RPR	Closed Price / $ Per Sq Ft	List to Sold Price %
1  **1480 Chukar Ct** **Sunnyvale, CA 94087** MLS ID: 326087524 Closed / For Sale and For Lease *Courtesy of Bay Area Modern Real Estate*	Single Family	3/2	1,545	7,348 sqft 1971	11/19/2026 34 days	$2,750,000 $1,780/sq ft	–
2  **192 Matadero Dr** **Sunnyvale, CA 94086** MLS ID: 82066440 Closed / For Lease *Courtesy of BQ Realty*	Single Family	5/3	2,194	5,702 sqft 1956	11/18/2026 15 days	– $3/sq ft	–
3  **545 Saco Ter** **Sunnyvale, CA 94089** MLS ID: 82065509 Closed / For Lease *Courtesy of Realty World Premier Properties*	Condo/Townhouse/Apt.	3/2	1,554	2,606 sqft 2008	11/9/2026 18 days	– $4/sq ft	–
4  **315 Dunsmuir Ter, Unit 2** **Sunnyvale, CA 94085** MLS ID: 82065939 Closed / For Lease *Courtesy of Alliance Bay Realty*	Condo/Townhouse/Apt.	2/2	1,150	435 sqft 1996	11/3/2026 4 days	– $3/sq ft	–
5  **919 Henderson Ave** **Sunnyvale, CA 94086** MLS ID: 82063617 Closed / For Lease *Courtesy of Kevin Yang, Broker*	Single Family	2/2	1,100	7,417 sqft 1967	10/16/2026 9 days	– $4/sq ft	–

Copyright 2026 Realtors Property Resource® LLC. All Rights Reserved.
Information is not guaranteed. Equal Housing Opportunity.

Sunnyvale, California

Shop|Prop

Closed: 10 properties	Property Type	Beds / Baths	Living Area (sq ft)	Lot Size / Year Built	Closed Date / Days in RPR	Closed Price / $ Per Sq Ft	List to Sold Price %
6  **714 Starbush Dr** **Sunnyvale, CA 94086** MLS ID: 82063883 Closed / For Lease *Courtesy of Green Valley Realty USA*	Single Family	3/2	1,453	6,405 sqft 1974	10/16/2026 8 days	– $4/sq ft	–
7  **715E Quetta Ave, Apt E** **Sunnyvale, CA 94087** MLS ID: 82061439 Closed / For Lease *Courtesy of Coldwell Banker Realty*	Condo/Townhouse/Apt.	3/3	1,356	– 1973	10/11/2026 23 days	– $4/sq ft	–
8  **765 N Fair Oaks Ave, Apt 3** **Sunnyvale, CA 94085** MLS ID: TR26180177 Closed / For Lease *Courtesy of 168 REALTY INC.*	Condo/Townhouse/Apt.	1/1	1,134	1,115 sqft 1972	9/4/2026 17 days	– $2/sq ft	–
9  **975 Inverness Way** **Sunnyvale, CA 94087** MLS ID: 82056124 Closed / For Lease *Courtesy of Starborn Property Management, Inc.*	Single Family	3/2	1,232	8,576 sqft 1959	8/30/2026 25 days	– $4/sq ft	–
10  **418 Roosevelt Ave** **Sunnyvale, CA 94085** MLS ID: 82057341 Closed / For Lease *Courtesy of Referral Realty-BV*	Condo/Townhouse/Apt.	1/1	600	– 1957	8/26/2026 13 days	– $4/sq ft	–

Distressed

Source: Public Records and Listings

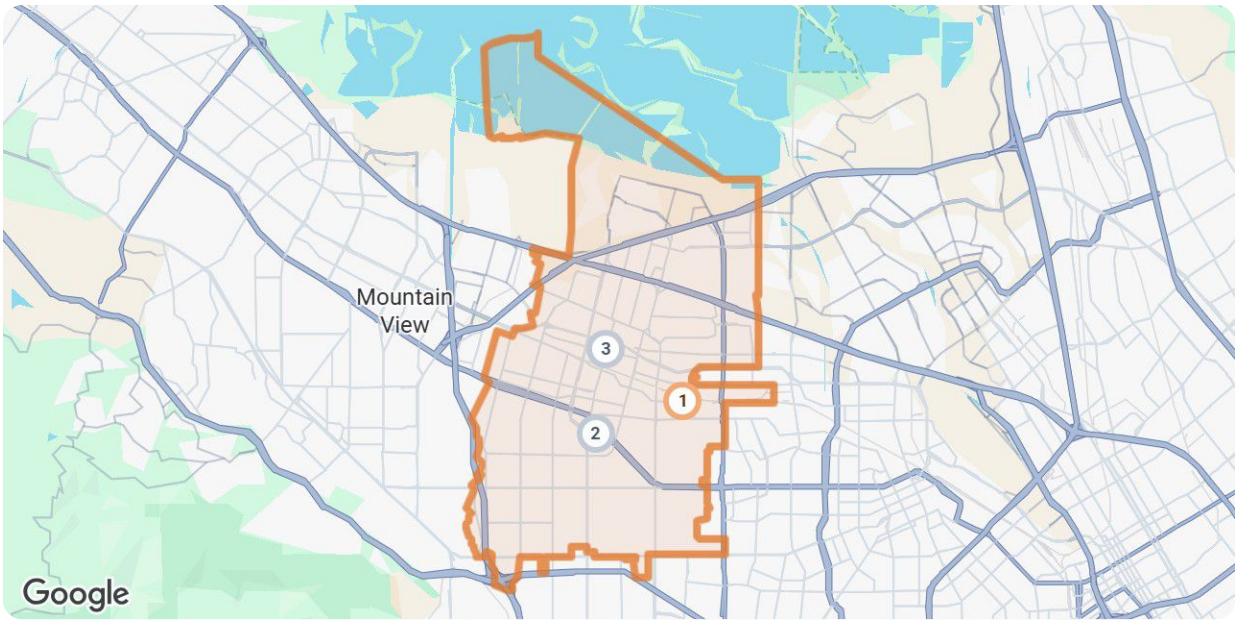

Legend

- Closed
- Off Market, Hold, Withdrawn, Expired, or Canceled

Copyright 2026 Realtors Property Resource® LLC. All Rights Reserved.
Information is not guaranteed. Equal Housing Opportunity.

Sunnyvale, California

Shop|Prop

	Distressed: 3 properties	Property Type	Beds / Baths	Living Area (sq ft)	Lot Size / Year Built	List Date / Days in RPR	List Price / $ Per Sq Ft	Distressed Date / Type
1	 **530 Porpoise Bay Ter, Apt C** **Sunnyvale, CA 94089** Closed / Public Record	Condo/Townhouse/Apt.	2/3	1,832	2,450 sqft 1992	– – days	– $650/sq ft	9/14/2026 Notice of Default
2	 **727 Lakehaven Dr** **Sunnyvale, CA 94089** Off Market / Public Record	Single Family	7/4	3,107	8,580 sqft 1957	– – days	– $862/sq ft	10/29/2026 Notice of Default
3	 **1645 Martin Ave** **Sunnyvale, CA 94087** Off Market / Public Record	Single Family	3/2	1,284	5,700 sqft 1959	– – days	– $2,049/sq ft	9/23/2026 Notice of Foreclosure Sale

About RPR

- RPR® is the nation's largest property database, exclusively for REALTORS®. It empowers REALTORS® to help buyers and sellers make informed decisions, backed by a real estate database covering more than 160 million residential and commercial properties in the United States.
- RPR is a wholly owned subsidiary of the National Association of REALTORS® and a member benefit to REALTORS®.
- RPR's data sources range from MLSs and county-level tax and assessment offices, to the U.S. Census and FEMA, to specialty data set providers such as Esri (consumer data), Niche (school information) and Precisely (geographic boundaries).

Learn More

For more information about RPR, please visit RPR's public website: **https://blog.narrpr.com**

NATIONAL ASSOCIATION OF REALTORS® | RPR®

Copyright 2026 Realtors Property Resource® LLC. All Rights Reserved.
Information is not guaranteed. Equal Housing Opportunity.