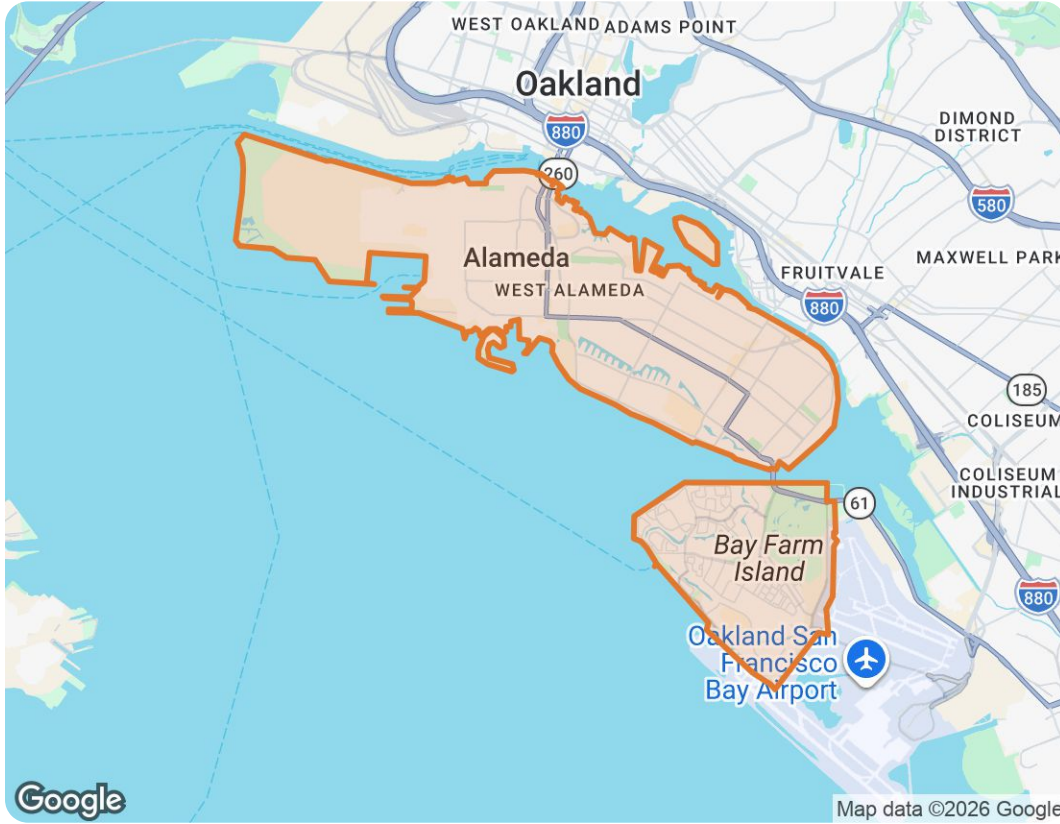


Alameda, California



The biggest buyer rebates and lowest selling fees in real estate – without sacrificing full-service support, 7 days a week.

ShopProp Licensed CA, WA, HI, AZ, MI, TX, VA, CO

📞 Office (888) 821-0556

✉️ team@shopprop.com

🌐 www.shopprop.com

Shop|Prop

ShopProp Inc.

Market Trends

Market Trends for Alameda, California

Single Family + Condo/Townhouse/Apt.

May 2026

Market Type

Seller's Market

Balanced Market

Buyer's Market

Key Details

<p>Months of Inventory</p> <p>1.98</p> <p>↓ 1% MoM</p>	<p>Sold to List Price %</p> <p>110.8%</p> <p>↑ 0.47% MoM</p>	<p>Median Days in RPR</p> <p>14</p> <p>↑ 7.69% MoM</p>	<p>Median Sold Price</p> <p>\$1,293,600</p> <p>↑ 20.66% MoM</p>
---	---	---	--

May 2026 Median Estimated Property Value

Single Family + Condo/Townhouse/Apt.

This graphic displays property estimates for a market area and a subject property, where one has been selected. Estimated property values are generated by a valuation model and are not formal appraisals.

Source: Public records, and MLS sources where licensed

Update Frequency: Monthly

Median Estimated Value

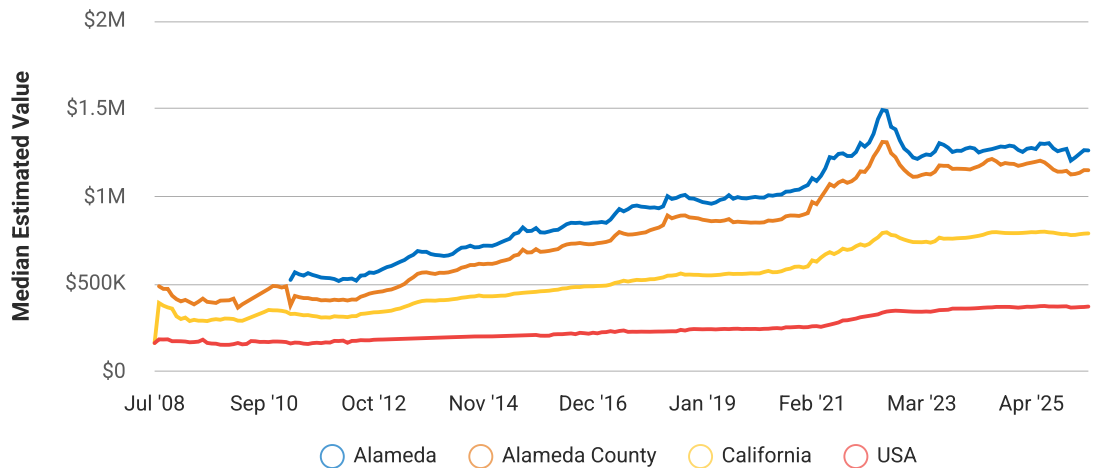
\$1,261,580

Last Month Change

-0.1%

12 Month Change

-0.6%



Alameda, California

May 2026 Active Listings

Alameda, California

Single Family + Condo/Townhouse/Apt.

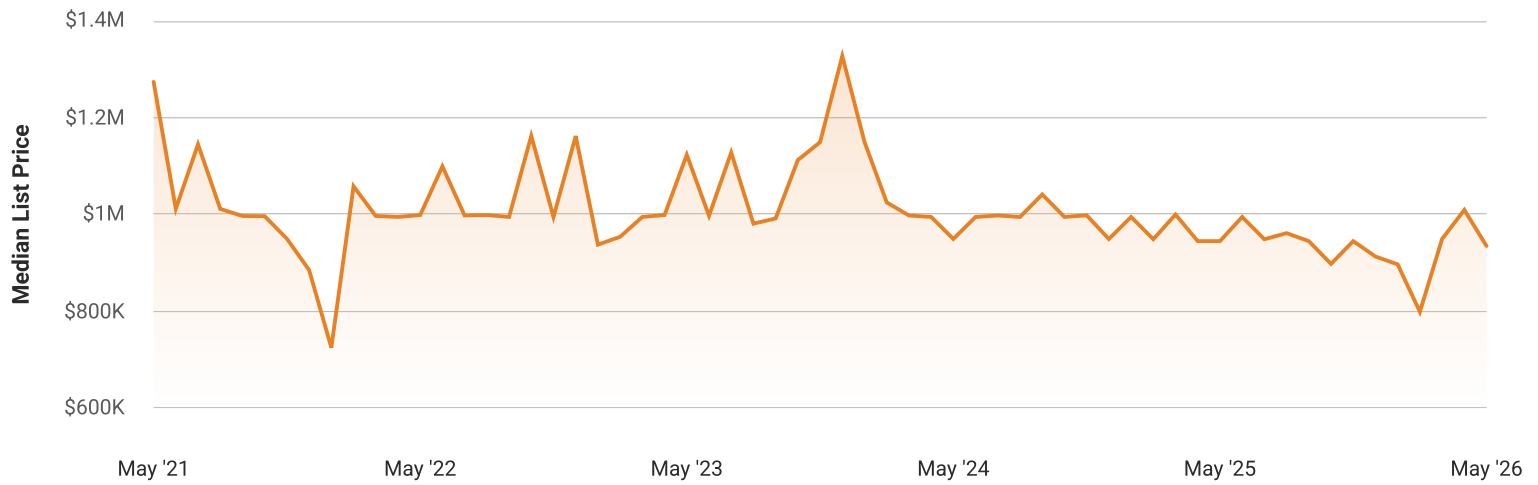
This graphic summarizes key statistics for properties that were in an active status on the last day of each month. RPR uses list date and a derived pending date to determine if the listing was active on the last day of the month. An end-of-month snapshot of active listings helps to understand inventory levels, price points and duration on the market.

Source: Listing sources

Update Frequency: Monthly

Median List Price - \$935,000

↓ 7.4% Month over Month



Alameda, California

May 2026 Sold Listings

Alameda, California

Single Family + Condo/Townhouse/Apt.

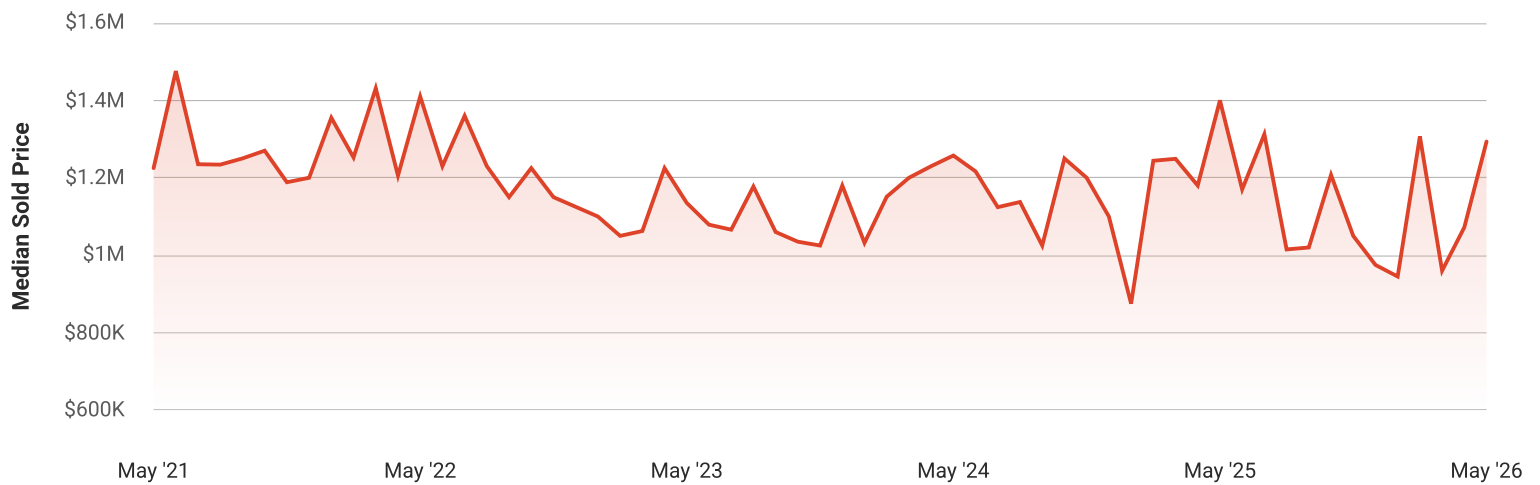
This graphic summarizes key statistics for properties that sold each month. RPR uses a derived sold date to determine when a property moved into a sold status within the given month. These statistics are important for understanding the price points on sold properties as well as the difference between the list price and sold price, which reveals whether buyers are paying over or under the asking price.

Source: Listing sources

Update Frequency: Monthly

Median Sold Price - \$1,293,600

↑ 20.7% Month over Month



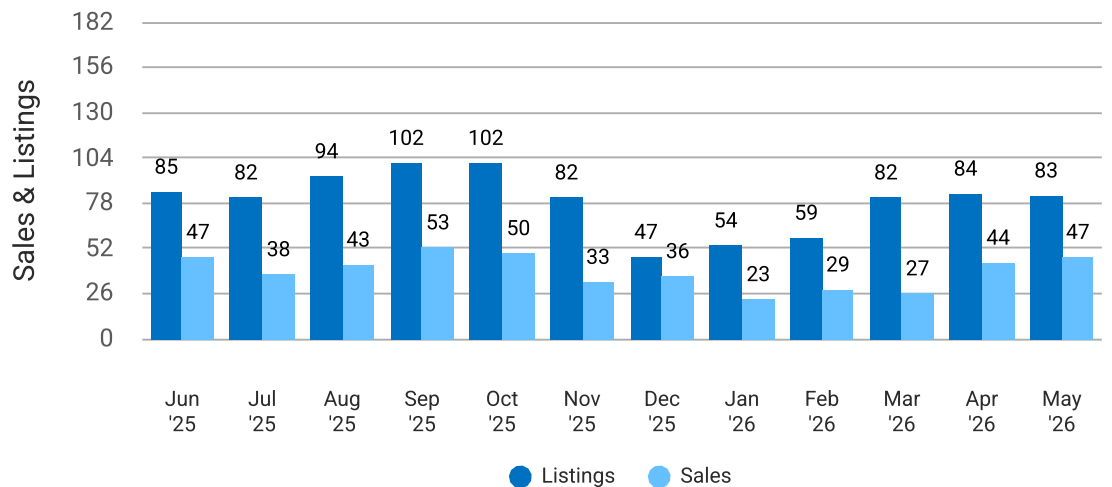
Total Sales and Active Listings in Alameda, California

Single Family + Condo/Townhouse/Apt.

This graph compares the number of sales with the number of active listings in the local market.

Source: MLS data where licensed

Update Frequency: Monthly



Alameda, California

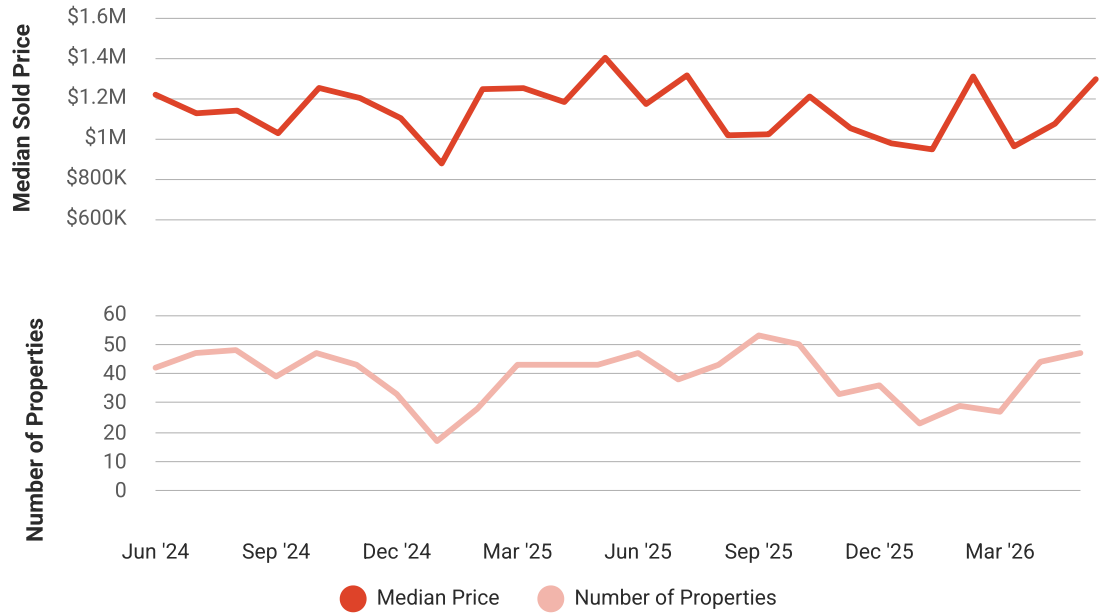
Median Sold Price vs Sold Listings in Alameda, California

Single Family + Condo/Townhouse/Apt.

This chart compares the trend of median sold price and number of sold listings for the given location.

Source: Listing Data

Update Frequency: Monthly



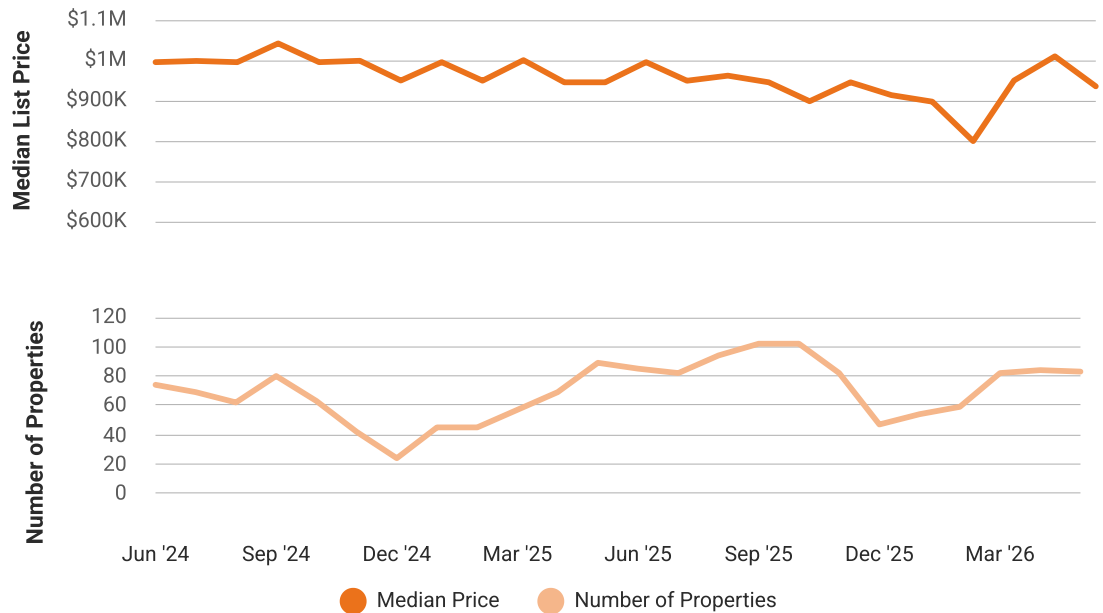
Median List Price vs Active Listings in Alameda, California

Single Family + Condo/Townhouse/Apt.

This chart compares the trend of median list price and number of active properties for the given location.

Source: Listing Data

Update Frequency: Monthly



Market Snapshot

Value and Price Changes

	Current	Last Month	Last 3 Months	Last 12 Months	Last 24 Months	Last 36 Months
Median Est. Property Value Last Updated: 5/31/2026	\$1,261,580	\$1,263,050 -0.12%	\$1,221,510 +3.28%	\$1,269,640 -0.63%	\$1,259,300 +0.18%	\$1,235,010 +2.15%
Median Sold Price Last Updated: 5/31/2026	\$1,293,600	\$1,072,125 +20.66%	\$1,307,000 -1.03%	\$1,400,000 -7.6%	\$1,257,500 +2.87%	\$1,135,000 +13.97%
Median List Price Last Updated: 5/31/2026	\$935,000	\$1,009,500 -7.38%	\$799,000 +17.02%	\$945,000 -1.06%	\$949,500 -1.53%	\$1,123,416 -16.77%

About this Data: Because some brokerages may choose not to include their MLS listing content within the RPR platform, the analysis contained in this report may not have been created using all the available listing data within this geographical market. Median estimated property values are generated by a valuation model and are not formal appraisals. Valuations are based on public records and MLS data where licensed. The Metrics displayed here reflect **All Residential Single Family, Condo, Townhouse and Apartment properties** data.

Market Activity

Market Activity Filters

Sort Order: Date

Maximum Properties Per Change Type: 10

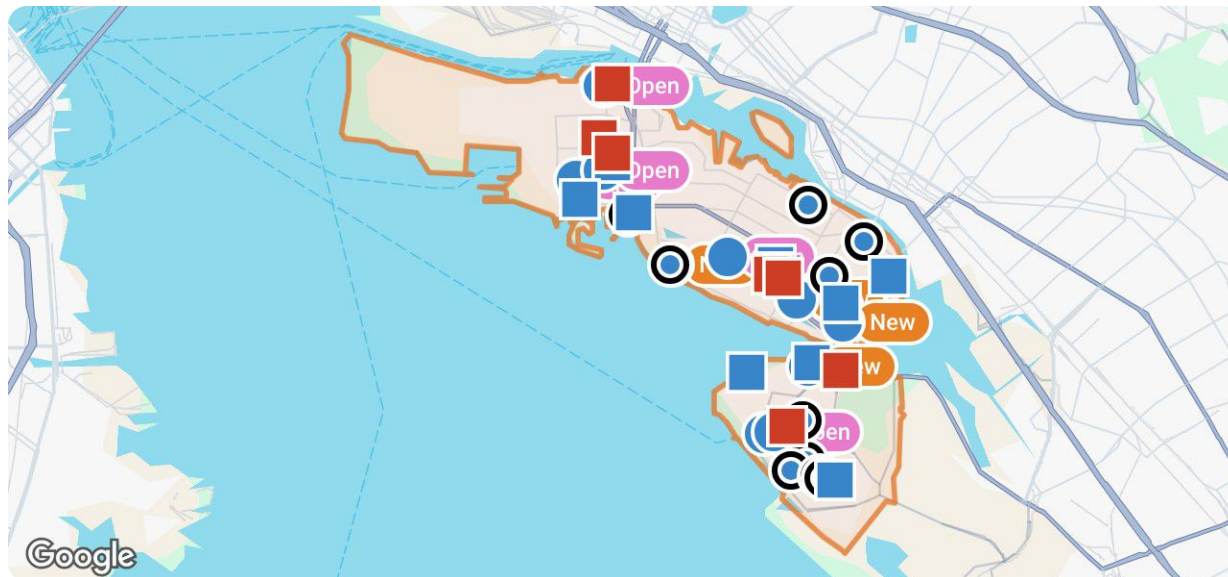
Change Types: New Listings, Pending, Closed, Distressed

Property Types: Single Family, Condo/Townhouse/Apt

Property Features: Sale Price: Any, Lease Price: Any, Beds: Any, Baths: Any, Living Area: Any, Lot Size (acre): Any, Year Built: Any

Summary

For Sale Activity in the Last 3 Months



Legend

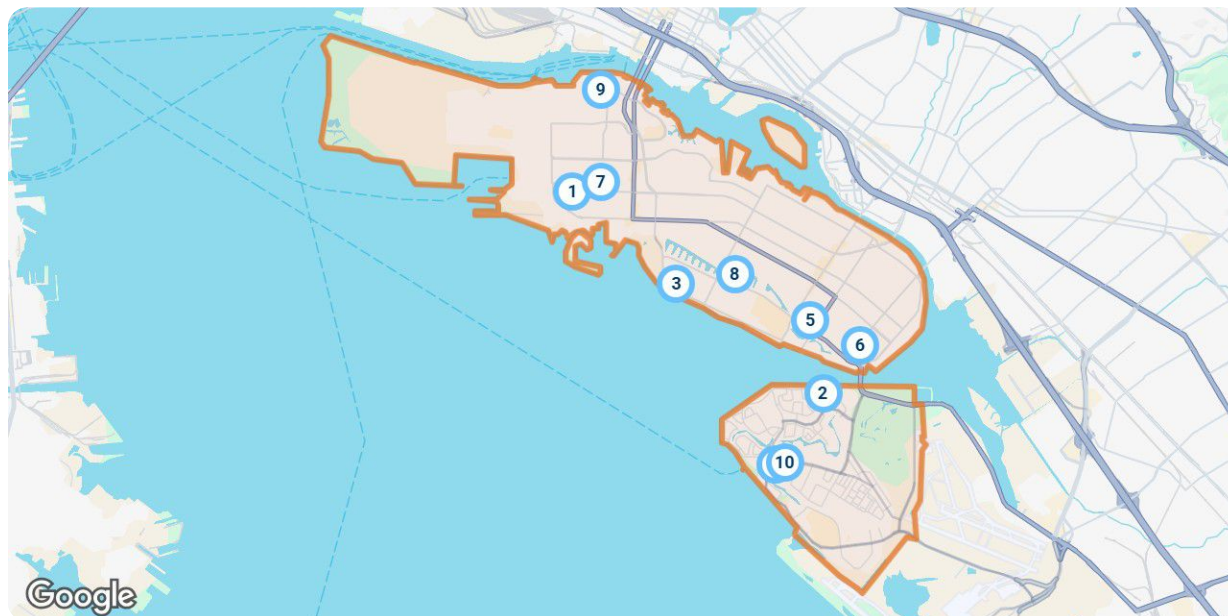
- For Sale
- For Sale Pending
- Distressed For Sale or Lease
- Recently Closed
- Distressed

	New	Pending	Closed	Distressed
Number of Properties	10	10	10	6
Lowest Listing Price / Est.Value	\$478,000	\$495,000	\$769,000	\$591,910
Median Listing Price / Est.Value	\$946,500	\$824,000	\$1,245,614	\$1,035,110
Highest Listing Price / Est.Value	\$1,580,000	\$1,998,000	\$1,700,000	\$1,469,000
Average Price / sqft	\$621	\$621	\$785	\$747
Median Price / sqft	\$614	\$577	\$786	\$738
Average Days in RPR	2	29	27	11
Median Days in RPR	2	18	17	11
Total Volume	\$9,678,500	\$9,951,000	\$12,315,227	\$6,047,770
Source	Listings	Listings	Public Records & Listings	Public Records & Listings

Market Activity Breakdown

New

Source: Listings



Legend

● Active For Sale

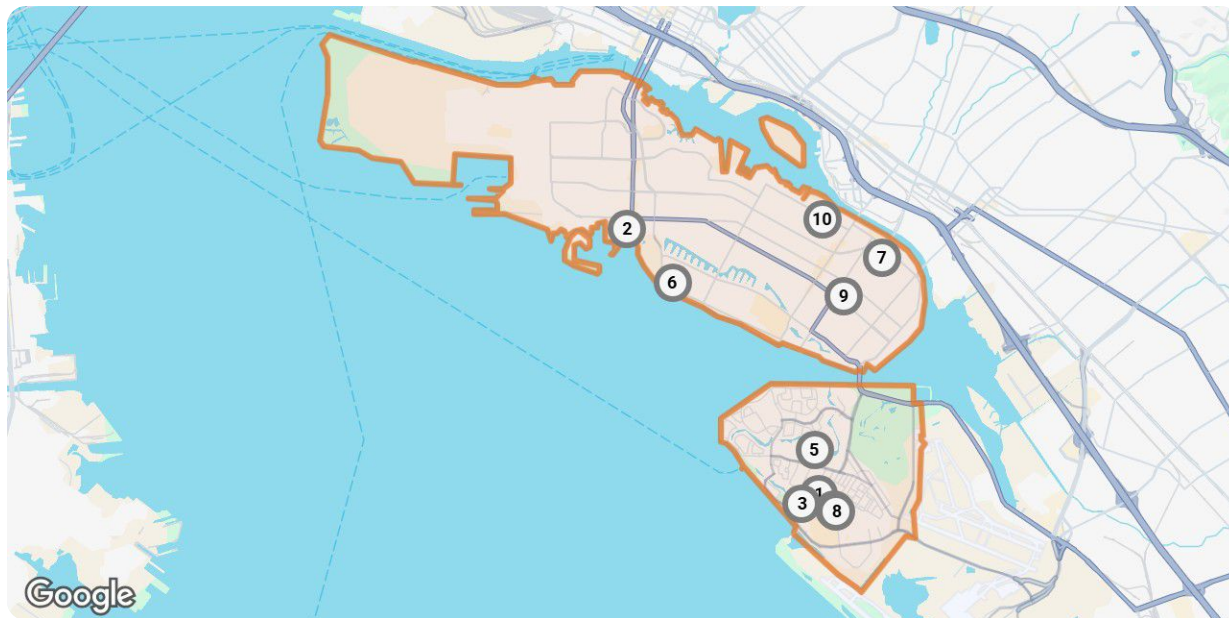
New: 10 properties		Property Type	Beds / Baths	Living Area (sq ft)	Lot Size	Year Built	List Date / Days in RPR	List Price / \$ Per Sq Ft
1	 <p>1815 2nd St Alameda, CA 94501 MLS ID: 41137326 ● Active / For Sale</p> <p><i>Listing Courtesy of Compass</i></p>	Condo/Townhouse/Apt.	3/2	980	-	1942	6/5/2026 1 day	\$599,000 \$611/sq ft
2	 <p>405 Centre Ct Alameda, CA 94502 MLS ID: 41137427 ● Active / For Sale</p> <p><i>Listing Courtesy of Compass</i></p>	Condo/Townhouse/Apt.	2/1	1,042	1.22 acres	1984	6/5/2026 1 day	\$599,000 \$575/sq ft
3	 <p>1321 Crown Dr Alameda, CA 94501 MLS ID: 41137307 ● Active / For Sale</p> <p><i>Listing Courtesy of RE/MAX Accord</i></p>	Condo/Townhouse/Apt.	3/3	1,946	9.26 acres	1980	6/5/2026 1 day	\$1,350,000 \$694/sq ft
4	 <p>472 Diller St Alameda, CA 94501 MLS ID: 41137346 ● Active / For Sale</p> <p><i>Listing Courtesy of Compass</i></p>	Condo/Townhouse/Apt.	3/3	2,310	8,710 sqft	2017	6/5/2026 1 day	\$998,000 \$432/sq ft
5	 <p>17 Miranda Ct Alameda, CA 94502 MLS ID: 82049700 ● Active / For Sale</p> <p><i>Listing Courtesy of RE/MAX Accord</i></p>	Single Family	4/3	2,030	3,600 sqft	1996	6/5/2026 1 day	\$1,580,000 \$778/sq ft



New: 10 properties		Property Type	Beds / Baths	Living Area (sq ft)	Lot Size	Year Built	List Date / Days in RPR	List Price / \$ Per Sq Ft
	 2137 Otis Dr, Apt 302 Alameda, CA 94501 MLS ID: 41137226 ● Active / For Sale <i>Listing Courtesy of Bhhs Drysdale Properties</i>	Condo/Townhouse/Apt.	2/2	1,090	1.68 acres	1966	6/4/2026 2 days	\$478,000 \$439/sq ft
	 1410 Sherman St Alameda, CA 94501 MLS ID: 41136839 ● Active / For Sale <i>Listing Courtesy of Compass</i>	Single Family	2/2	1,452	3,750 sqft	1905	6/4/2026 2 days	\$895,000 \$616/sq ft
	 988 Post St Alameda, CA 94501 MLS ID: 82049626 ● Active / For Sale <i>Listing Courtesy of Fathom Realty Group</i>	Single Family	3/2	1,460	4,000 sqft	1949	6/3/2026 3 days	\$1,295,000 \$887/sq ft
	 960 Shorepoint Ct, Apt 120 Alameda, CA 94501 MLS ID: 41137081 ● Active / For Sale <i>Listing Courtesy of Kw Advisors East Bay</i>	Condo/Townhouse/Apt.	2/2	1,152	3.07 acres	1972	6/3/2026 3 days	\$585,000 \$508/sq ft
	 1112 San Antonio Ave Alameda, CA 94501 MLS ID: 41136717 ● Active / For Sale <i>Listing Courtesy of Green Bridge Properties</i>	Single Family	2/2	1,943	5,000 sqft	1972	6/1/2026 5 days	\$1,299,500 \$669/sq ft

Pending











Source: Listings



Legend

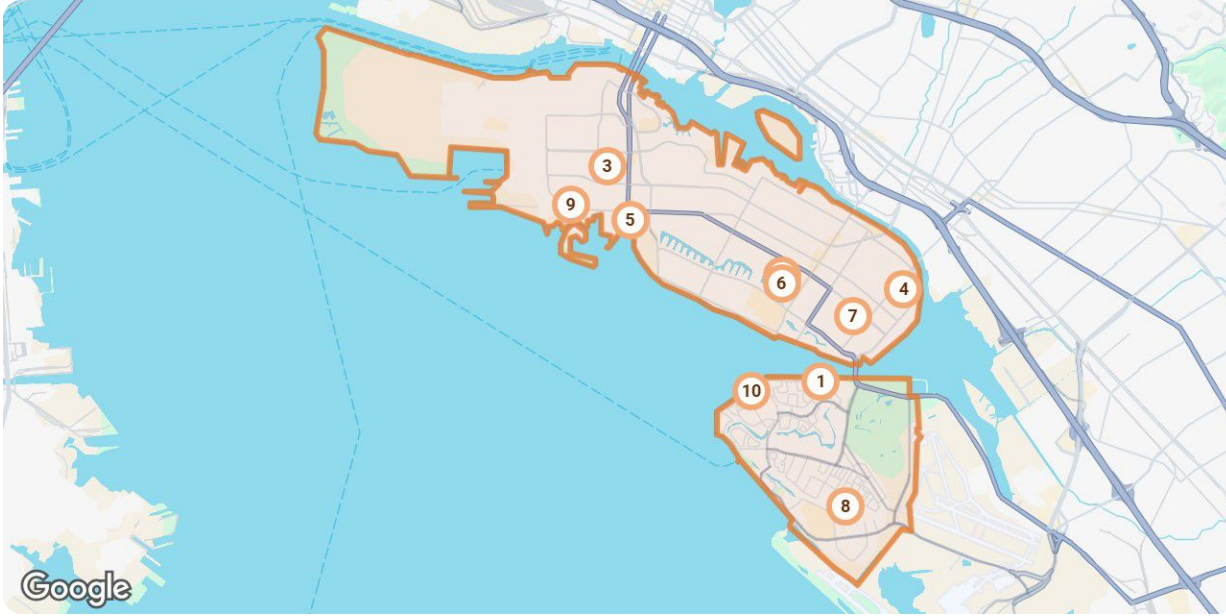
● Pending



Pending: 10 properties		Property Type	Beds / Baths	Living Area (sq ft)	Lot Size / Year Built	List Date	List Price / \$ Per Sq Ft	Pending Date / Days in RPR
	2361 Coral Sea St Alameda, CA 94501 MLS ID: 41135807 Pending / For Sale	Single Family	3/4	2,825	7,517 sqft 2006	5/22/2026	\$1,527,000 \$541/sq ft	6/5/2026 14 days
<i>Listing Courtesy of Cerda-zein Real Estate</i>								
	1118 Bismarck Ln Alameda, CA 94502 MLS ID: 41135837 Pending / For Sale	Condo/Townhouse/Apt.	2/2	1,274	2,208 sqft 1970	5/23/2026	\$799,000 \$627/sq ft	6/4/2026 12 days
<i>Listing Courtesy of Kw Advisors East Bay</i>								
	2516 Calhoun St Alameda, CA 94501 MLS ID: 41134846 Pending / For Sale	Single Family	4/5	2,975	5,000 sqft 1904	5/14/2026	\$1,998,000 \$672/sq ft	6/4/2026 21 days
<i>Listing Courtesy of Compass</i>								
	710 Lagunaria Ln Alameda, CA 94502 MLS ID: 41136359 Pending / For Sale	Condo/Townhouse/Apt.	2/3	1,534	1,428 sqft 1978	5/28/2026	\$850,000 \$554/sq ft	6/4/2026 7 days
<i>Listing Courtesy of Bhhs Drysdale Properties</i>								
	1159 Island Dr Alameda, CA 94502 MLS ID: 41135202 Pending / For Sale	Condo/Townhouse/Apt.	2/2	1,240	1,540 sqft 1970	5/21/2026	\$695,000 \$560/sq ft	6/3/2026 13 days
<i>Listing Courtesy of Compass</i>								
	308 Lincoln Ave Alameda, CA 94501 MLS ID: 41129996 Pending / For Sale	Single Family	1/1	854	4,590 sqft 1903	4/8/2026	\$799,000 \$936/sq ft	6/3/2026 56 days
<i>Listing Courtesy of Realty One Group Future</i>								
	1834 8th St Alameda, CA 94501 MLS ID: 41127877 Pending / For Sale	Single Family	2/2	946	4,305 sqft 1905	3/19/2026	\$849,000 \$897/sq ft	6/1/2026 74 days
<i>Listing Courtesy of Kw Advisors East Bay</i>								
	1801 Buena Vista Ave Alameda, CA 94501 MLS ID: 41134113 Pending / For Sale	Single Family	6/2	2,700	7,119 sqft 1888	5/8/2026	\$1,180,000 \$437/sq ft	6/1/2026 24 days
<i>Listing Courtesy of Kw Advisors East Bay</i>								
	2515 Central Ave, #102 Alameda, CA 94501 MLS ID: 41135476 Pending / For Sale	Condo/Townhouse/Apt.	2/2	1,271	0.36 acres 1975	5/20/2026	\$495,000 \$389/sq ft	6/1/2026 12 days
<i>Listing Courtesy of THE PROPERTY SHOP MANAGEMENT</i>								
	1130 Fontana Dr Alameda, CA 94502 MLS ID: 41129517 Pending / For Sale	Condo/Townhouse/Apt.	3/2	1,280	1,500 sqft 1968	4/2/2026	\$759,000 \$593/sq ft	5/31/2026 59 days
<i>Listing Courtesy of Compass</i>								

Closed

Source: Public Records and Listings



Legend

● Closed

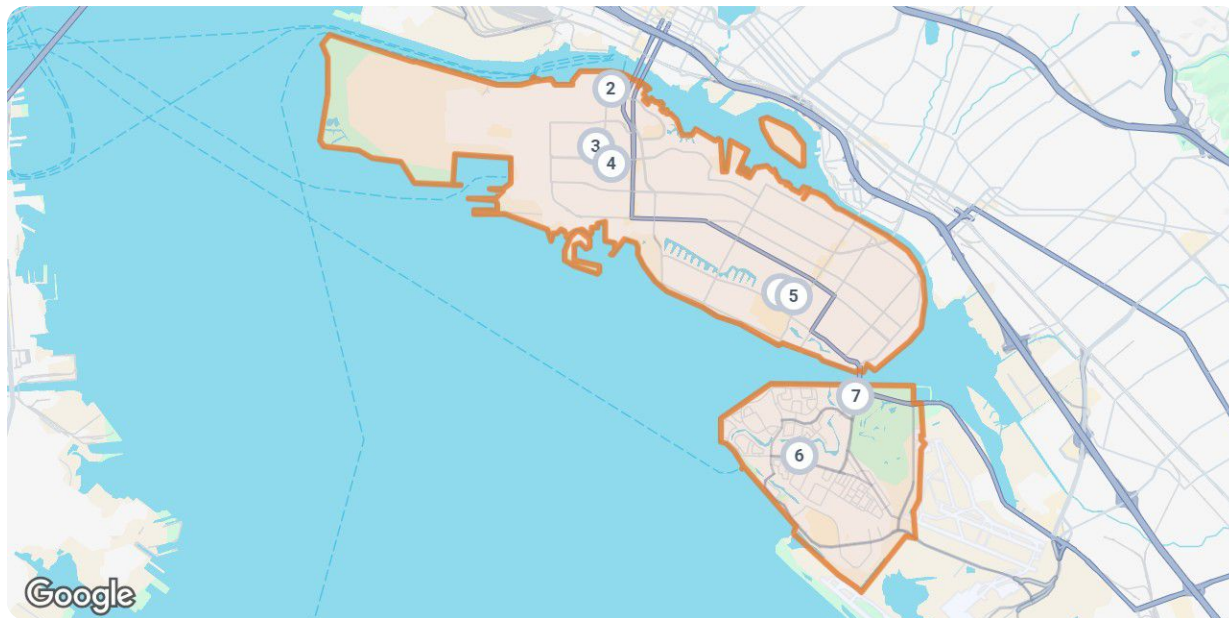
Closed: 10 properties		Property Type	Beds / Baths	Living Area (sq ft)	Lot Size / Year Built	Closed Date / Days in RPR	Closed Price / \$ Per Sq Ft	List to Sold Price %
1	 <p>475 Mitchell Ave Alameda, CA 94501 MLS ID: 41131093 ■ Closed / For Sale <i>Courtesy of Compass</i></p>	Condo/Townhouse/Apt.	4/4	2,303	8,436 sqft 2016	6/5/2026 11 days	\$1,070,000 \$465/sq ft	↓ 1.65%
2	 <p>179 Oyster Pond Rd Alameda, CA 94502 MLS ID: 326008468 ■ Closed / For Sale <i>Courtesy of Twin Oaks Real Estate INC</i></p>	Single Family	3/3	2,197	4,561 sqft 1984	6/5/2026 68 days	\$1,700,000 \$774/sq ft	↓ 2.75%
3	 <p>2885 Tradewind Dr Alameda, CA 94501 MLS ID: 41124400 ■ Closed / For Sale <i>Courtesy of Compass</i></p>	Condo/Townhouse/Apt.	2/2	1,233	- 2022	6/4/2026 77 days	\$850,000 \$689/sq ft	↑ 0.12%
4	 <p>1635 High St Alameda, CA 94501 MLS ID: 41133211 ■ Closed / For Sale <i>Courtesy of Compass</i></p>	Single Family	2/2	1,788	4,141 sqft 1928	6/2/2026 12 days	\$1,505,000 \$842/sq ft	↑ 25.63%
5	 <p>1219 Pearl St Alameda, CA 94501 MLS ID: 41133314 ■ Closed / For Sale <i>Courtesy of Cerda-zein Real Estate</i></p>	Single Family	3/2	1,134	4,290 sqft 1908	6/2/2026 20 days	\$1,275,000 \$1,124/sq ft	↑ 27.88%



Closed: 10 properties		Property Type	Beds / Baths	Living Area (sq ft)	Lot Size / Year Built	Closed Date / Days in RPR	Closed Price / \$ Per Sq Ft	List to Sold Price %
6	 <p>3233 San Jose Ave Alameda, CA 94501 MLS ID: 41132972 Closed / For Sale</p> <p><i>Courtesy of Kw Advisors East Bay</i></p>	Single Family	2/1	1,151	2,211 sqft 1938	6/2/2026 13 days	\$950,000 \$825/sq ft	↑ 11.9%
7	 <p>1921 Grand St Alameda, CA 94501 MLS ID: 41128297 Closed / For Sale</p> <p><i>Courtesy of Trumark Construction</i></p>	Condo/Townhouse/Apt.	3/4	1,972	- 2026	6/1/2026 20 days	\$1,216,227 \$617/sq ft	↓ 0.16%
8	 <p>2917 Waterton St Alameda, CA 94501 MLS ID: 41133126 Closed / For Sale</p> <p><i>Courtesy of Eastside West</i></p>	Single Family	3/2	1,352	5,605 sqft 1954	6/1/2026 13 days	\$1,630,000 \$1,206/sq ft	↑ 16.6%
9	 <p>1129 Clarke Ln Alameda, CA 94502 MLS ID: 41130620 Closed / For Sale</p> <p><i>Courtesy of Kw Advisors East Bay</i></p>	Single Family	4/3	1,692	2,782 sqft 1986	5/30/2026 18 days	\$1,350,000 \$798/sq ft	↑ 5.47%
10	 <p>202 Baywood Rd Alameda, CA 94502 MLS ID: 41131230 Closed / For Sale</p> <p><i>Courtesy of Bhhs Drysdale Properties</i></p>	Condo/Townhouse/Apt.	3/2	1,492	3,079 sqft 1975	5/29/2026 15 days	\$769,000 \$515/sq ft	-

Distressed

Source: Public Records and Listings



Legend

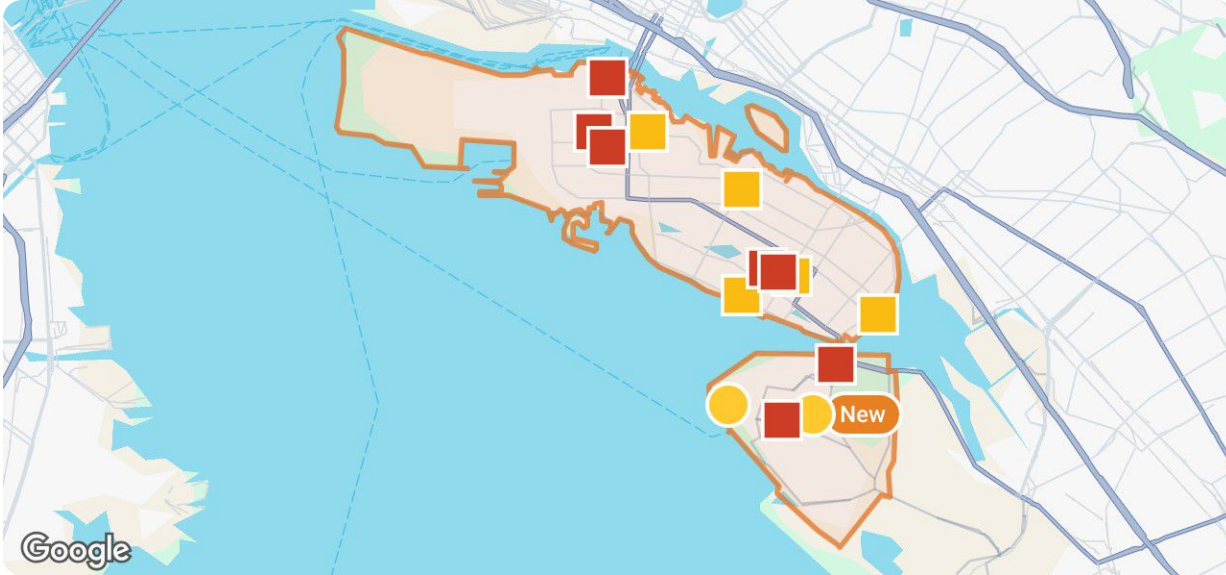
- Active For Sale
- Off Market, Hold, Withdrawn, Expired, or Canceled



Distressed: 6 properties		Property Type	Beds / Baths	Living Area (sq ft)	Lot Size / Year Built	List Date / Days in RPR	List Price / \$ Per Sq Ft	Distressed Date / Type
1	 <p>917 Central Ave Alameda, CA 94501 MLS ID: 326045788 ● Active / For Sale</p> <p><i>Listing Courtesy of Alta Realty Group CA</i></p>	Single Family	2/1	632	3,698 sqft 1900	5/26/2026 11 days	\$650,000 \$1,028/sq ft	3/27/2026 Other - See Remarks
2	 <p>1530 Court St Alameda, CA 94501 ■ Off Market / Public Record</p>	Single Family	6/3	2,679	5,310 sqft 1890	- - days	- \$548/sq ft	3/12/2026 Notice of Default
3	 <p>301 Broadway, Apt 107 Alameda, CA 94501 ■ Off Market / Public Record</p>	Condo/Townhouse/Apt.	2/2	932	0.98 acres 1965	- - days	- \$635/sq ft	4/13/2026 Notice of Default
4	 <p>348 Beach Rd Alameda, CA 94502 ■ Off Market / Public Record</p>	Single Family	3/2	1,400	6,705 sqft 1967	- - days	- \$840/sq ft	3/31/2026 Notice of Default
5	 <p>1148 Bismarck Ln Alameda, CA 94502 ■ Off Market / Public Record</p>	Condo/Townhouse/Apt.	3/3	1,673	1,694 sqft 1970	- - days	- \$535/sq ft	3/10/2026 Notice of Default
6	 <p>2445 Otis Dr Alameda, CA 94501 ■ Off Market / Public Record</p>	Single Family	4/1	1,411	4,200 sqft 1930	- - days	- \$898/sq ft	4/10/2026 Notice of Default

Summary

For Lease Activity in the Last 3 Months



Legend

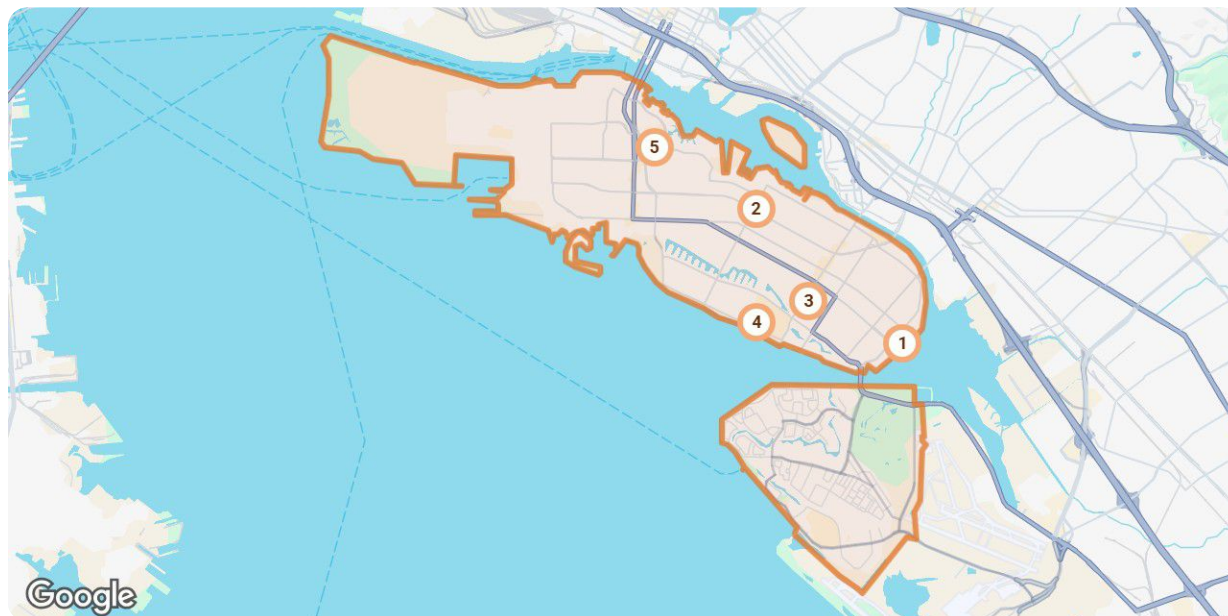
- Distressed
- Recently Leased

	Closed	Distressed
Number of Properties	1	6
Lowest Listing Price / Est.Value	\$2,095	\$591,910
Median Listing Price / Est.Value	\$2,095	\$1,035,110
Highest Listing Price / Est.Value	\$2,095	\$1,469,000
Average Price / sqft	\$6	\$772
Median Price / sqft	\$6	\$738
Average Days in RPR	11	-
Median Days in RPR	11	-
Total Volume	\$2,095	\$6,143,040
Source	Public Records & Listings	Public Records & Listings

Market Activity Breakdown

Closed

Source: Public Records and Listings



Closed: 1 properties		Property Type	Beds / Baths	Living Area (sq ft)	Lot Size / Year Built	Closed Date / Days in RPR	Closed Price / \$ Per Sq Ft	List to Sold Price %
----------------------	--	---------------	--------------	---------------------	-----------------------	---------------------------	-----------------------------	----------------------

1



1351 Eastshore Dr
Alameda, CA 94501
 MLS ID: 41126770

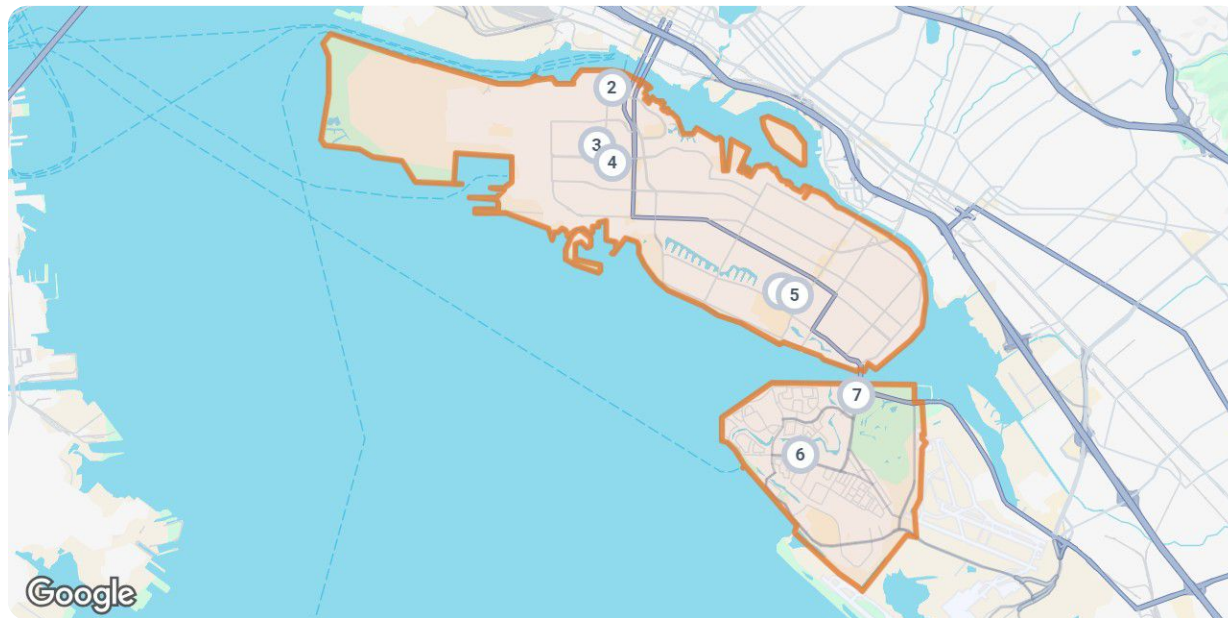
Closed / For Lease

Courtesy of Coldwell Banker

Condo/Townhouse/Apt.	-/1	350	4,800 sqft 2019	3/24/2026 11 days	- \$6/sq ft	-
----------------------	-----	-----	--------------------	----------------------	----------------	---




Distressed

Source: Public Records and Listings



Legend

● Off Market, Hold, Withdrawn, Expired, or Canceled

Distressed: 6 properties		Property Type	Beds / Baths	Living Area (sq ft)	Lot Size / Year Built	List Date / Days in RPR	List Price / \$ Per Sq Ft	Distressed Date / Type
1	 <p>1530 Court St Alameda, CA 94501 ■ Off Market / Public Record</p>	Single Family	6/3	2,679	5,310 sqft 1890	- - days	- \$548/sq ft	3/12/2026 Notice of Default
2	 <p>301 Broadway, Apt 107 Alameda, CA 94501 ■ Off Market / Public Record</p>	Condo/Townhouse/Apt.	2/2	932	0.98 acres 1965	- - days	- \$635/sq ft	4/13/2026 Notice of Default
3	 <p>917 Central Ave Alameda, CA 94501 ■ Off Market / Public Record</p>	Single Family	2/1	632	3,700 sqft 1900	- - days	- \$1,179/sq ft	3/27/2026 Notice of Foreclosure Sale
4	 <p>348 Beach Rd Alameda, CA 94502 ■ Off Market / Public Record</p>	Single Family	3/2	1,400	6,705 sqft 1967	- - days	- \$840/sq ft	3/31/2026 Notice of Default
5	 <p>1148 Bismarck Ln Alameda, CA 94502 ■ Off Market / Public Record</p>	Condo/Townhouse/Apt.	3/3	1,673	1,694 sqft 1970	- - days	- \$535/sq ft	3/10/2026 Notice of Default
6	 <p>2445 Otis Dr Alameda, CA 94501 ■ Off Market / Public Record</p>	Single Family	4/1	1,411	4,200 sqft 1930	- - days	- \$898/sq ft	4/10/2026 Notice of Default



Alameda, California

About RPR

- RPR® is the nation's largest property database, exclusively for REALTORS®. It empowers REALTORS® to help buyers and sellers make informed decisions, backed by a real estate database covering more than 160 million residential and commercial properties in the United States.
- RPR is a wholly owned subsidiary of the National Association of REALTORS® and a member benefit to REALTORS®.
- RPR's data sources range from MLSs and county-level tax and assessment offices, to the U.S. Census and FEMA, to specialty data set providers such as Esri (consumer data), Niche (school information) and Precisely (geographic boundaries).

Learn More

For more information about RPR, please visit RPR's public website: <https://blog.narrpr.com>

