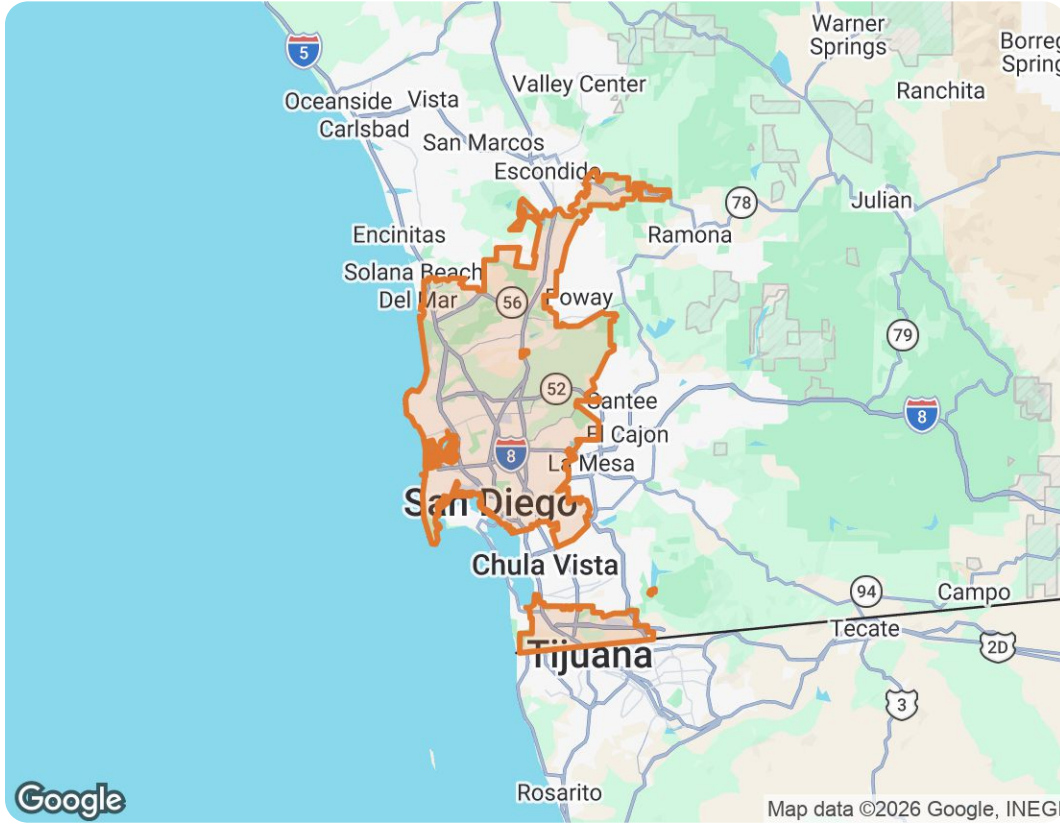


San Diego, California



The biggest buyer rebates and lowest selling fees in real estate – without sacrificing full-service support, 7 days a week.

ShopProp Licensed CA, WA, HI, AZ, MI, TX, VA, CO

📞 Office (888) 821-0556

✉️ team@shopprop.com

🌐 www.shopprop.com

Shop|Prop

ShopProp Inc.

Market Trends

Market Trends for San Diego, California

Single Family + Condo/Townhouse/Apt.

May 2026

Market Type

Seller's Market

Balanced Market

Buyer's Market

Key Details

<p>Months of Inventory</p> <p>2.89</p> <p>↑ 0.7% MoM</p>	<p>Sold to List Price %</p> <p>99.5%</p> <p>↓ 0.17% MoM</p>	<p>Median Days in RPR</p> <p>14</p> <p>↓ 6.67% MoM</p>	<p>Median Sold Price</p> <p>\$944,000</p> <p>↑ 3.74% MoM</p>
---	--	---	---

May 2026 Median Estimated Property Value

Single Family + Condo/Townhouse/Apt.

This graphic displays property estimates for a market area and a subject property, where one has been selected. Estimated property values are generated by a valuation model and are not formal appraisals.

Source: Public records, and MLS sources where licensed

Update Frequency: Monthly

Median Estimated Value

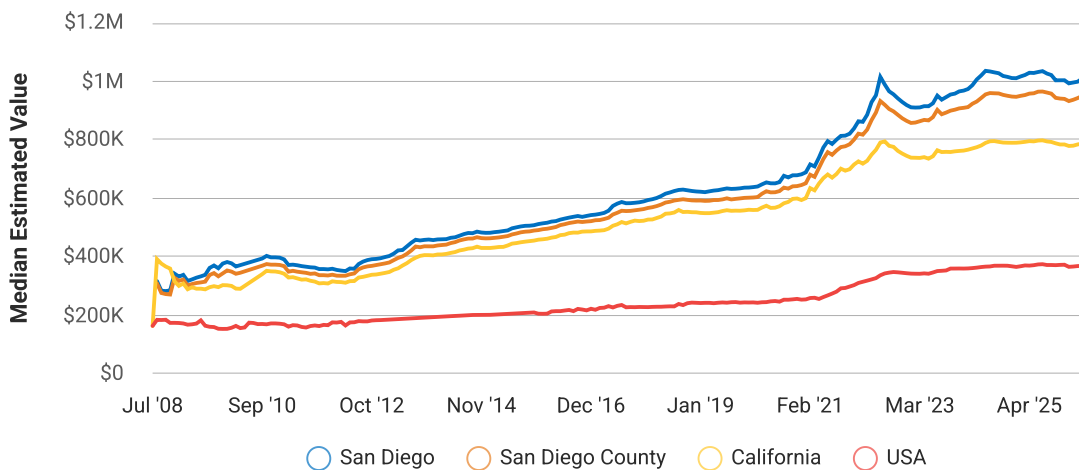
\$1,011,440

Last Month Change

+0.2%

12 Month Change

-1.7%



San Diego, California

May 2026 Active Listings

San Diego, California

Single Family + Condo/Townhouse/Apt.

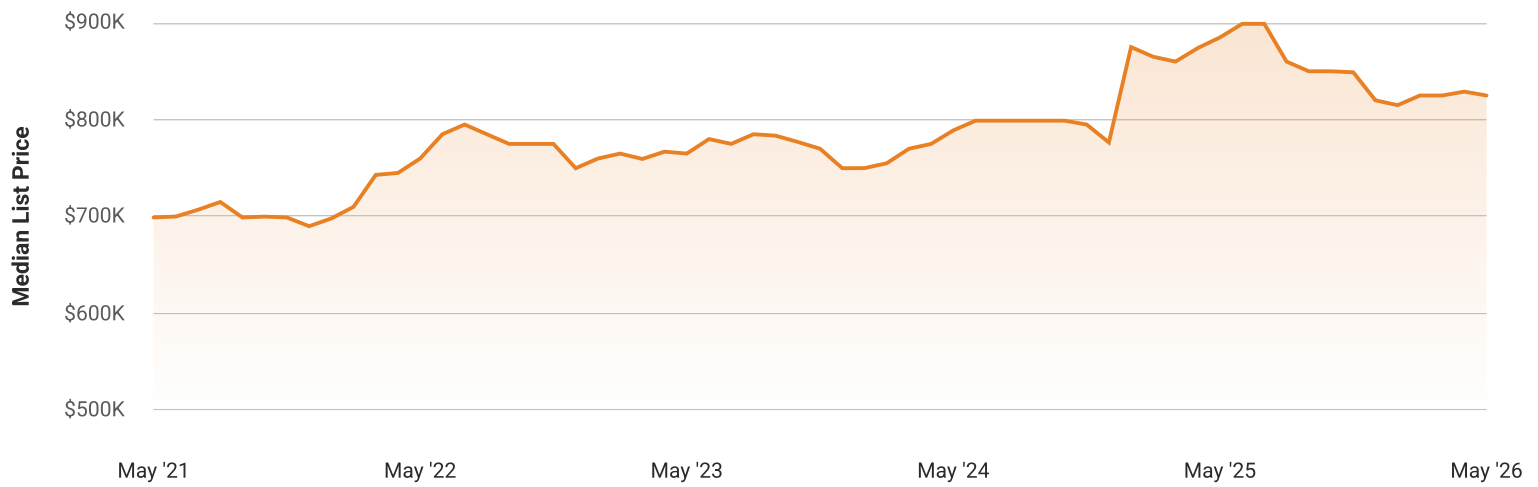
This graphic summarizes key statistics for properties that were in an active status on the last day of each month. RPR uses list date and a derived pending date to determine if the listing was active on the last day of the month. An end-of-month snapshot of active listings helps to understand inventory levels, price points and duration on the market.

Source: Listing sources

Update Frequency: Monthly

Median List Price - \$825,000

↓ 0.5% Month over Month



San Diego, California

May 2026 Sold Listings

San Diego, California

Single Family + Condo/Townhouse/Apt.

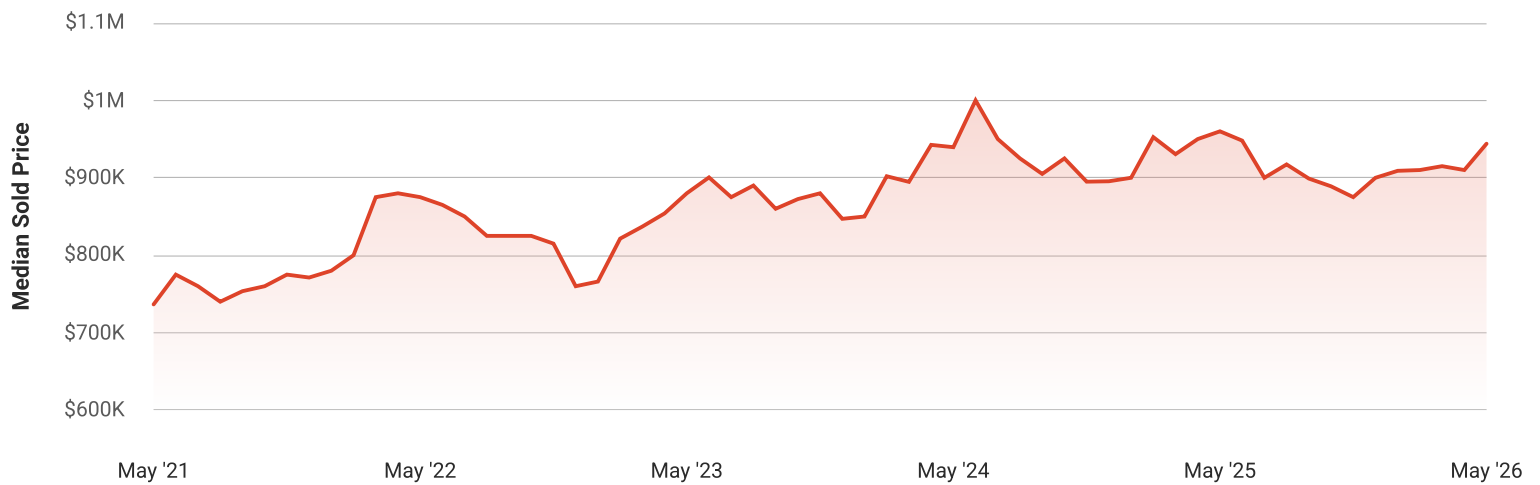
This graphic summarizes key statistics for properties that sold each month. RPR uses a derived sold date to determine when a property moved into a sold status within the given month. These statistics are important for understanding the price points on sold properties as well as the difference between the list price and sold price, which reveals whether buyers are paying over or under the asking price.

Source: Listing sources

Update Frequency: Monthly

Median Sold Price - \$944,000

↑ 3.7% Month over Month



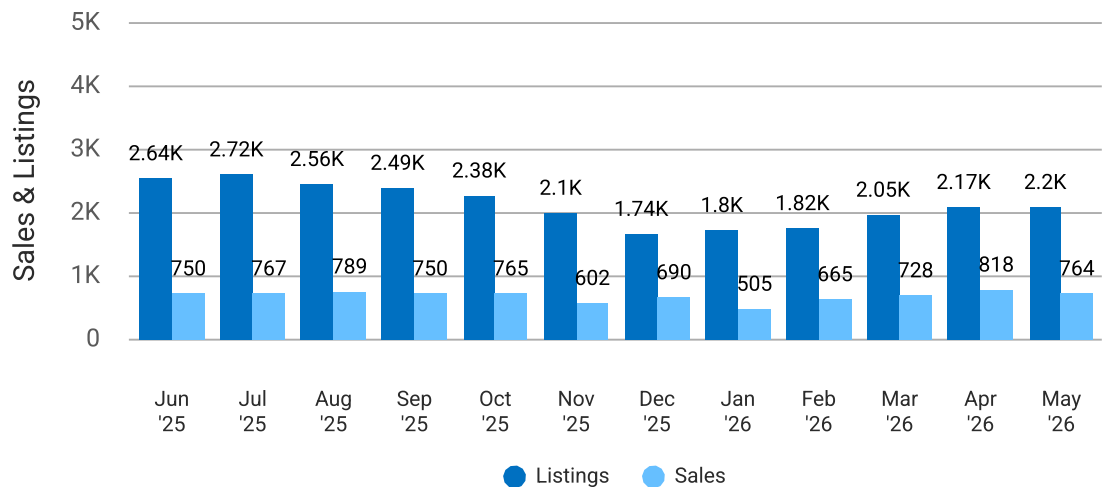
Total Sales and Active Listings in San Diego, California

Single Family + Condo/Townhouse/Apt.

This graph compares the number of sales with the number of active listings in the local market.

Source: MLS data where licensed

Update Frequency: Monthly



San Diego, California

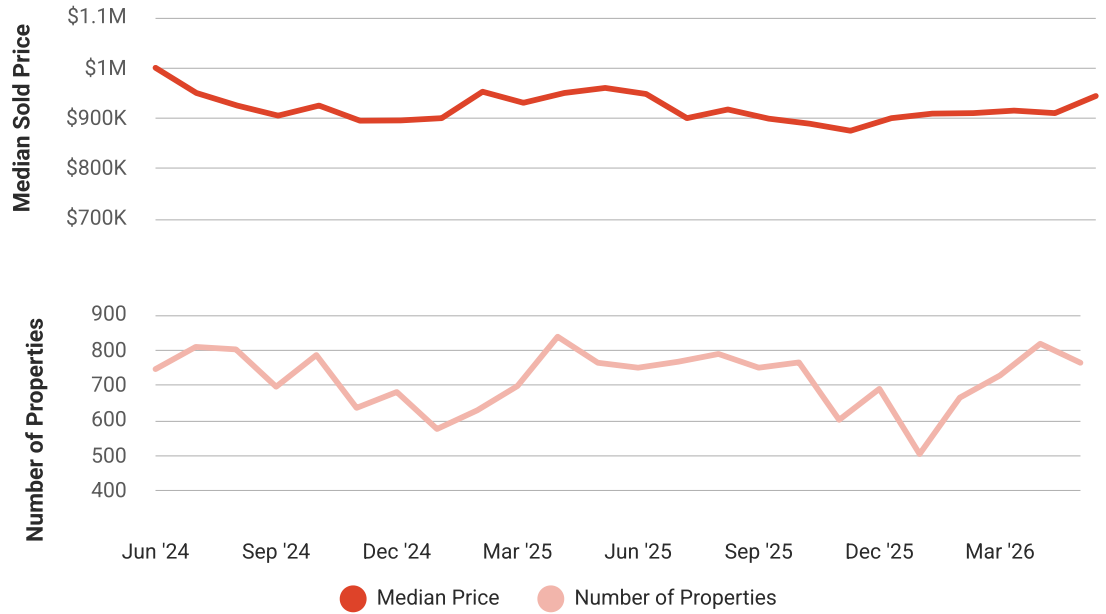
Median Sold Price vs Sold Listings in San Diego, California

Single Family + Condo/Townhouse/Apt.

This chart compares the trend of median sold price and number of sold listings for the given location.

Source: Listing Data

Update Frequency: Monthly



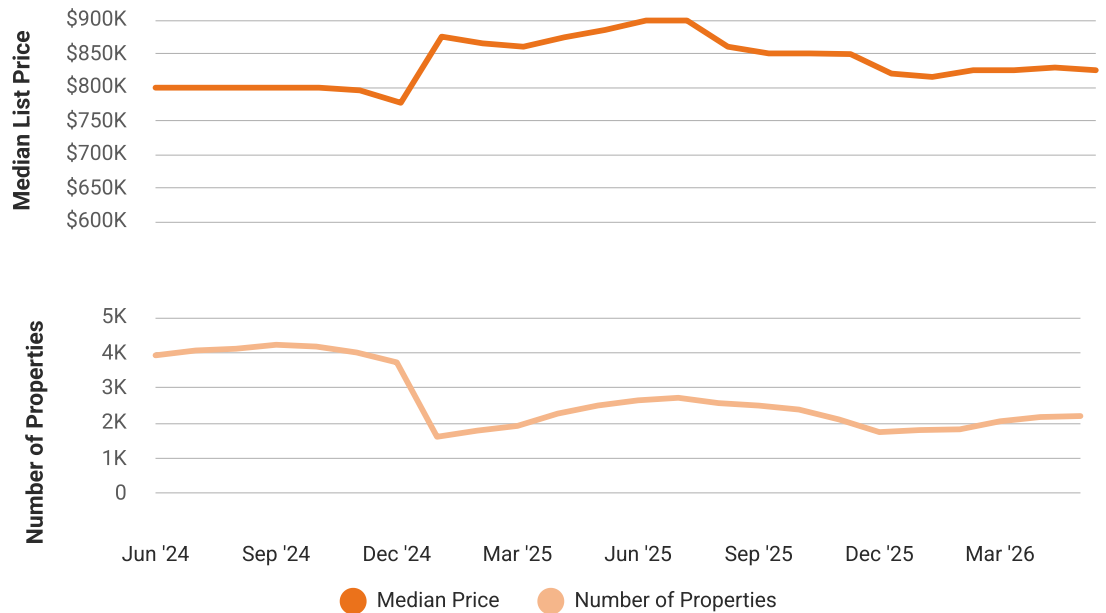
Median List Price vs Active Listings in San Diego, California

Single Family + Condo/Townhouse/Apt.

This chart compares the trend of median list price and number of active properties for the given location.

Source: Listing Data

Update Frequency: Monthly



Market Snapshot

Value and Price Changes

	Current	Last Month	Last 3 Months	Last 12 Months	Last 24 Months	Last 36 Months
Median Est. Property Value Last Updated: 5/31/2026	\$1,011,440	\$1,008,960 +0.25%	\$996,100 +1.54%	\$1,028,760 -1.68%	\$1,020,290 -0.87%	\$915,000 +10.54%
Median Sold Price Last Updated: 5/31/2026	\$944,000	\$910,000 +3.74%	\$910,000 +3.74%	\$960,000 -1.67%	\$939,500 +0.48%	\$880,000 +7.27%
Median List Price Last Updated: 5/31/2026	\$825,000	\$829,000 -0.48%	\$825,000 0%	\$884,999 -6.78%	\$789,000 +4.56%	\$765,000 +7.84%

About this Data: Because some brokerages may choose not to include their MLS listing content within the RPR platform, the analysis contained in this report may not have been created using all the available listing data within this geographical market. Median estimated property values are generated by a valuation model and are not formal appraisals. Valuations are based on public records and MLS data where licensed. The Metrics displayed here reflect **All Residential Single Family, Condo, Townhouse and Apartment properties** data.

Market Activity

Market Activity Filters

Sort Order: Date

Maximum Properties Per Change Type: 10

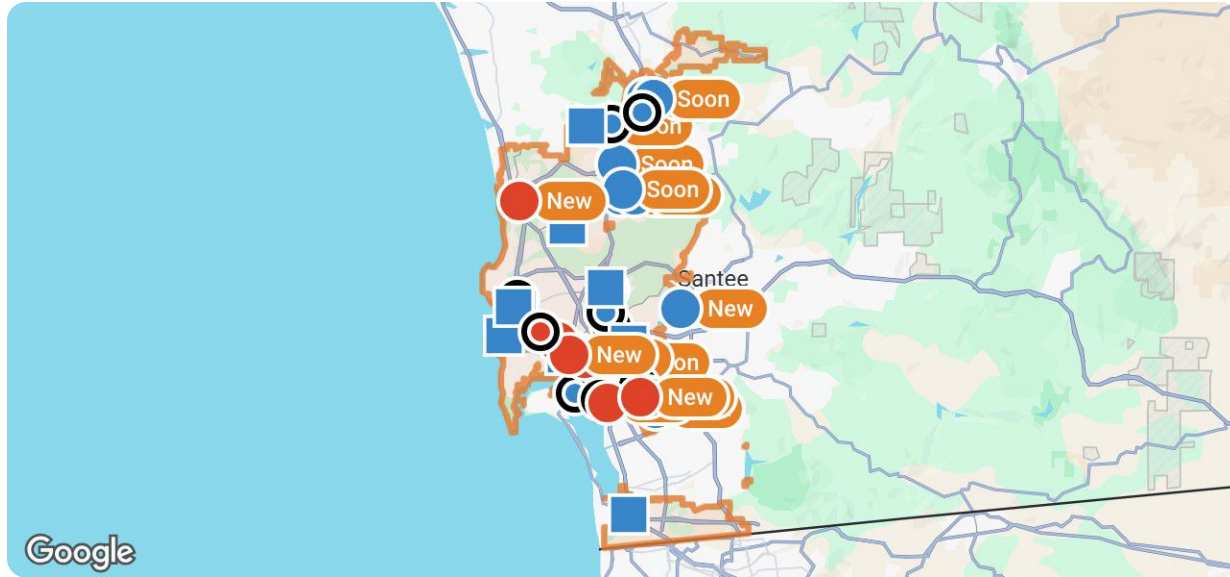
Change Types: New Listings, Pending, Closed, Distressed

Property Types: Single Family, Condo/Townhouse/Apt

Property Features: Sale Price: Any, Lease Price: Any, Beds: Any, Baths: Any, Living Area: Any, Lot Size (acre): Any, Year Built: Any

Summary

For Sale Activity in the Last 3 Months



Legend

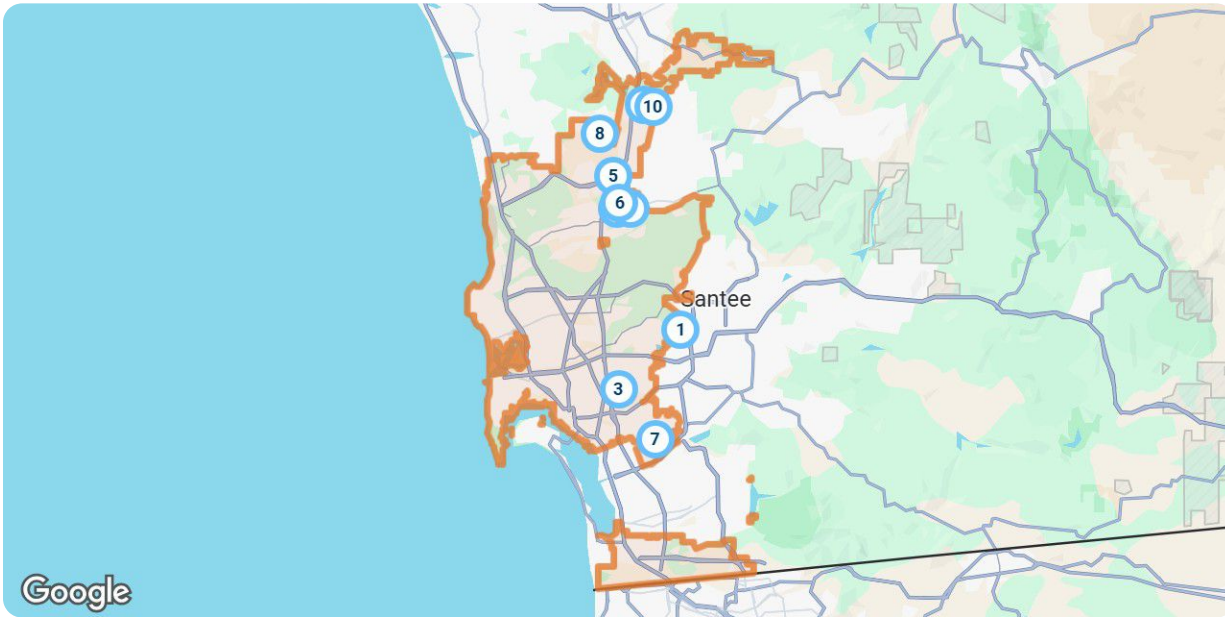
- For Sale
- For Sale Pending
- Distressed For Sale or Lease
- Distressed Pending
- Recently Closed

	New	Pending	Closed	Distressed
Number of Properties	10	10	10	10
Lowest Listing Price / Est.Value	\$450,000	\$399,000	\$370,000	\$380,000
Median Listing Price / Est.Value	\$975,000	\$824,500	\$1,042,500	\$749,500
Highest Listing Price / Est.Value	\$2,449,000	\$1,950,000	\$2,320,000	\$1,599,999
Average Price / sqft	\$649	\$632	\$668	\$640
Median Price / sqft	\$646	\$632	\$611	\$650
Average Days in RPR	-9	47	32	21
Median Days in RPR	-9	20	16	16
Total Volume	\$11,800,888	\$9,456,900	\$12,269,000	\$8,230,999
Source	Listings	Listings	Public Records & Listings	Public Records & Listings

Market Activity Breakdown

New

Source: Listings



Legend

● Active For Sale

New: 10 properties

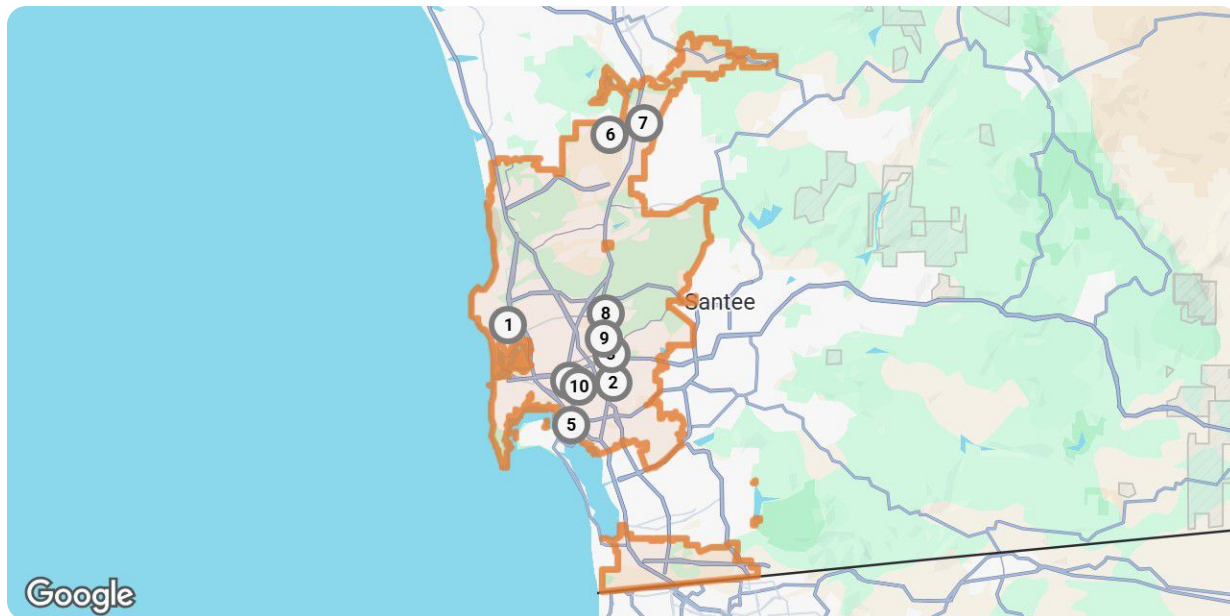
	Property Type	Beds / Baths	Living Area (sq ft)	Lot Size	Year Built	List Date / Days in RPR	List Price / \$ Per Sq Ft
 <p>1 6333 College Grove Way, Unit 8 San Diego, CA 92115 MLS ID: NDP2605519 ● Active / For Sale <i>Listing Courtesy of RISE REALTY</i></p>	Condo/Townhouse/Apt.	2/2	865	4.71 acres	1973	6/25/2026 -16 days	\$450,000 \$520/sq ft
 <p>2 8317 Hudson Dr San Diego, CA 92119 MLS ID: PTP2604320 ● Active / For Sale <i>Listing Courtesy of KELLER WILLIAMS LA JOLLA</i></p>	Single Family	3/2	1,200	5,998 sqft	1961	6/25/2026 -16 days	\$975,000 \$813/sq ft
 <p>3 10929 Caminito Arcada San Diego, CA 92131 MLS ID: NDP2605256 ● Active / For Sale <i>Listing Courtesy of ALLISON JAMES ESTATES & HOMES</i></p>	Condo/Townhouse/Apt.	3/3	1,058	0.52 acres	1998	6/20/2026 -11 days	\$800,000 \$756/sq ft
 <p>4 8471 Mathis Pl San Diego, CA 92127 MLS ID: NDP2605466 ● Active / For Sale <i>Listing Courtesy of REAL BROKERAGE TECHNOLOGIES</i></p>	Single Family	4/3	3,103	5,963 sqft	2012	6/20/2026 -11 days	\$2,398,888 \$773/sq ft
 <p>5 6731 Lofty View Pt San Diego, CA 92120 MLS ID: PTP2604353 ● Active / For Sale <i>Listing Courtesy of MOLLY WINKLE, BROKER</i></p>	Single Family	4/2	1,894	6,098 sqft	1972	6/18/2026 -9 days	\$1,224,000 \$646/sq ft



New: 10 properties		Property Type	Beds / Baths	Living Area (sq ft)	Lot Size	Year Built	List Date / Days in RPR	List Price / \$ Per Sq Ft
6	 <p>11665 Sardis Pl San Diego, CA 92131 MLS ID: NDP2605274 ● Active / For Sale</p> <p><i>Listing Courtesy of REAL BROKERAGE TECHNOLOGIES</i></p>	Single Family	5/4	3,237	6,324 sqft	1999	6/18/2026 -9 days	\$2,125,000 \$656/sq ft
7	 <p>10408 Caminito Rimini San Diego, CA 92129 MLS ID: NDP2605257 ● Active / For Sale</p> <p><i>Listing Courtesy of EXP REALTY GREATER LOS ANGELES</i></p>	Condo/Townhouse/Apt.	3/2	1,215	6.55 acres	1973	6/15/2026 -6 days	\$590,000 \$486/sq ft
8	 <p>3275 5th Ave, Apt 204 San Diego, CA 92103 MLS ID: NDP2605435 ● Active / For Sale</p> <p><i>Listing Courtesy of REAL BROKERAGE TECHNOLOGIES</i></p>	Condo/Townhouse/Apt.	2/2	1,166	-	2008	6/13/2026 -4 days	\$865,000 – \$879,000 \$742/sq ft
9	 <p>1842 Jake Mills Ct San Diego, CA 92114 MLS ID: PTP2603985 ● Active / For Sale</p> <p><i>Listing Courtesy of COLDWELL BANKER WEST</i></p>	Single Family	3/2	1,320	0.34 acres	1984	6/13/2026 -4 days	\$789,000 \$598/sq ft
10	 <p>16315 Pinto Ridge Dr San Diego, CA 92127 MLS ID: NDP2605235 ● Active / For Sale</p> <p><i>Listing Courtesy of FIRST TEAM REAL ESTATE</i></p>	Single Family	5/4	4,138	6,098 sqft	2003	6/13/2026 -4 days	\$2,449,000 \$592/sq ft

Pending











Source: Listings



Legend

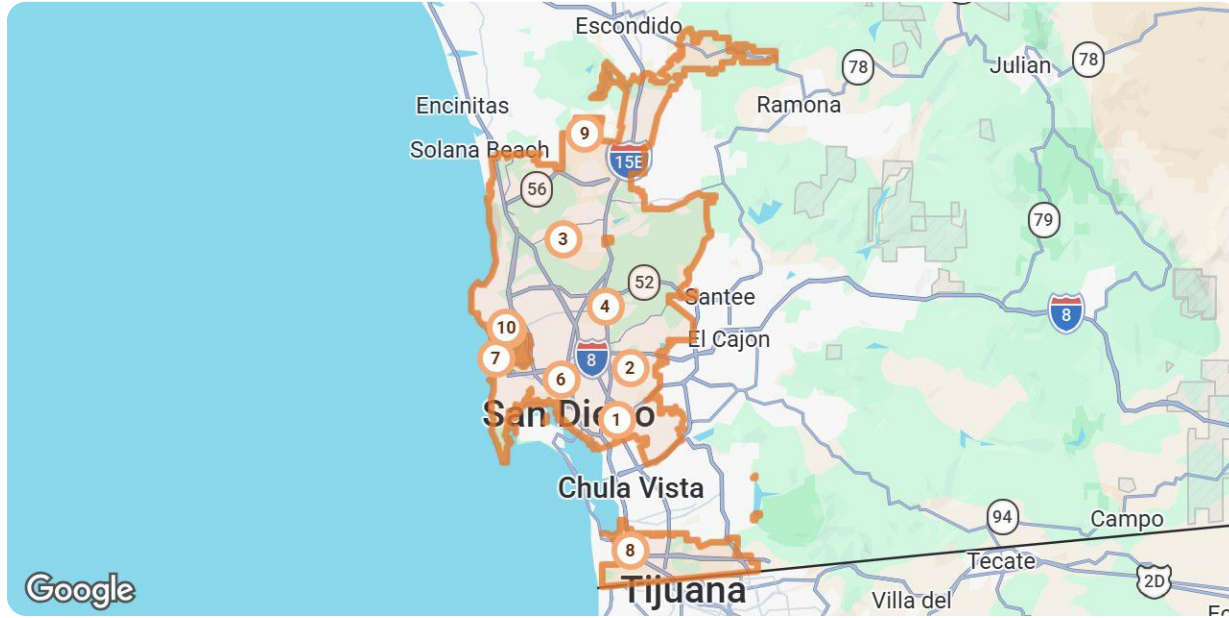
● Pending



Pending: 10 properties		Property Type	Beds / Baths	Living Area (sq ft)	Lot Size / Year Built	List Date	List Price / \$ Per Sq Ft	Pending Date / Days in RPR
1	 <p>4214 33rd St San Diego, CA 92104 MLS ID: PTP2604205 🕒 Pending / For Sale</p> <p><i>Listing Courtesy of TEAM Z REALTY</i></p>	Single Family	2/1	1,032	3,855 sqft 1936	6/2/2026	\$900,000 \$872/sq ft	6/8/2026 6 days
2	 <p>510 62nd St, Unit 9 San Diego, CA 92114 MLS ID: 260013150 🕒 Pending / For Sale</p> <p><i>Listing Courtesy of Lpt Realty,inc</i></p>	Condo/Townhouse/Apt.	3/3	1,060	1 acre 2007	5/29/2026	\$590,000 \$557/sq ft	6/8/2026 10 days
3	 <p>325 7th Ave, Unit 1602 San Diego, CA 92101 MLS ID: 260010732 🕒 Pending / For Sale</p> <p><i>Listing Courtesy of Melissa Goldstein Tucci</i></p>	Condo/Townhouse/Apt.	2/2	935	- 2007	5/4/2026	\$899,000 \$961/sq ft	6/8/2026 35 days
4	 <p>2262 Acara Cir San Diego, CA 92154 MLS ID: 250039012 🕒 Pending / For Sale</p> <p><i>Listing Courtesy of Re/max Tidal</i></p>	Condo/Townhouse/Apt.	2/3	1,501	- 2022	9/16/2025	\$619,900 \$413/sq ft	6/8/2026 265 days
5	 <p>17595 Alva Rd San Diego, CA 92127 MLS ID: PTP2603558 🕒 Pending / For Sale</p> <p><i>Listing Courtesy of REAL BROKER</i></p>	Single Family	4/3	3,114	6,969 sqft 2010	5/9/2026	\$1,950,000 \$626/sq ft	6/8/2026 30 days
6	 <p>16396 Avenida Suavidad San Diego, CA 92128 MLS ID: 260013455 🕒 Pending / For Sale</p> <p><i>Listing Courtesy of Exp Realty Of Southern California, Inc.</i></p>	Single Family	3/4	2,695	8,712 sqft 1982	6/3/2026	\$1,800,000 \$668/sq ft	6/8/2026 5 days
7	 <p>2862 Barbour Dr San Diego, CA 92154 MLS ID: 260008435 🕒 Pending / For Sale</p> <p><i>Listing Courtesy of Dream Home Realty And Lending</i></p>	Single Family	6/4	3,047	7,500 sqft 1968	4/9/2026	\$1,050,000 \$345/sq ft	6/8/2026 60 days
8	 <p>6602 Beadnell Way, Unit 4 San Diego, CA 92117 MLS ID: 260013232 🕒 Pending / For Sale</p> <p><i>Listing Courtesy of Coldwell Banker Realty</i></p>	Condo/Townhouse/Apt.	1/1	625	1.53 acres 1994	6/4/2026	\$399,000 \$638/sq ft	6/8/2026 4 days
9	 <p>7167 Beagle St San Diego, CA 92111 MLS ID: 260013820 🕒 Pending / For Sale</p> <p><i>Listing Courtesy of Exp Realty Of Southern California, Inc.</i></p>	Single Family	3/2	1,116	10,700 sqft 1960	6/5/2026	\$750,000 \$672/sq ft	6/8/2026 3 days
10	 <p>425 W Beech St, Unit 433 San Diego, CA 92101 MLS ID: 260008690 🕒 Pending / For Sale</p> <p><i>Listing Courtesy of Coldwell Banker West</i></p>	Condo/Townhouse/Apt.	2/1	877	1.38 acres 2004	4/13/2026	\$499,000 \$569/sq ft	6/8/2026 56 days

Closed

Source: Public Records and Listings



Legend

● Closed

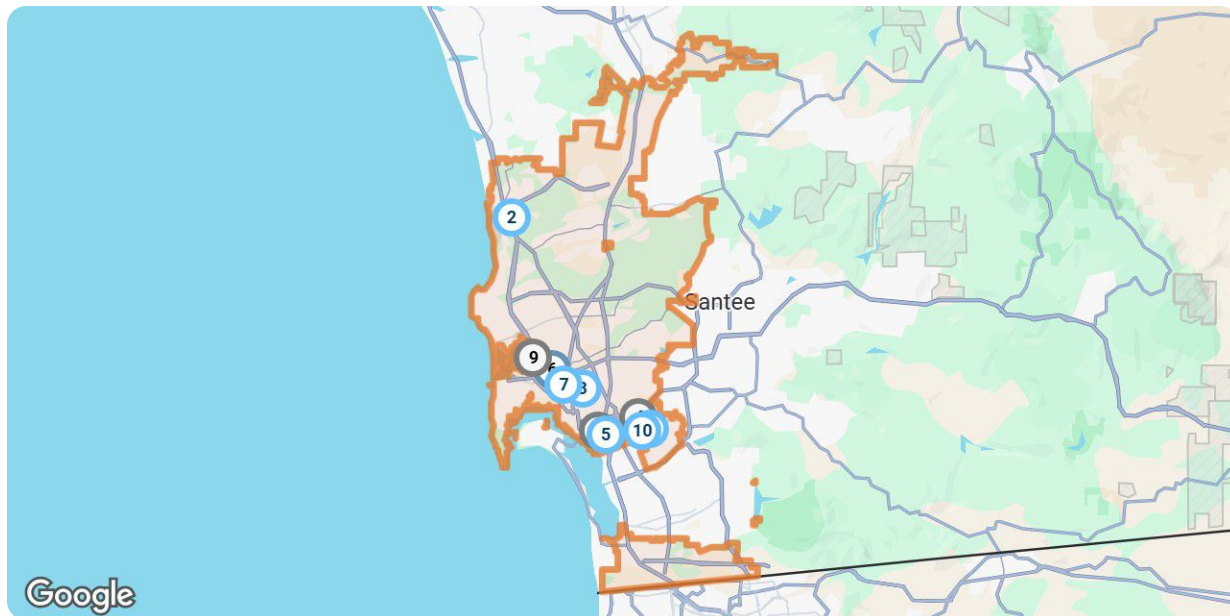
Closed: 10 properties		Property Type	Beds / Baths	Living Area (sq ft)	Lot Size / Year Built	Closed Date / Days in RPR	Closed Price / \$ Per Sq Ft	List to Sold Price %
1	 <p>5075 Abuela Dr San Diego, CA 92124 MLS ID: PTP2603292 ■ Closed / For Sale <i>Courtesy of THE BROWAR GROUP</i></p>	Single Family	3/2	1,532	3,898 sqft 1973	6/8/2026 7 days	\$935,000 \$610/sq ft	-
2	 <p>18660 Caminito Cantilena, Unit San Diego, CA 92128 MLS ID: PTP2601923 ■ Closed / For Sale <i>Courtesy of PELLEGO INC</i></p>	Condo/Townhouse/Apt.	2/3	1,275	2.35 acres 1993	6/8/2026 58 days	\$590,000 \$463/sq ft	↓ 1.5%
3	 <p>4070 Caminito Meliado San Diego, CA 92122 MLS ID: 260009134 ■ Closed / For Sale <i>Courtesy of Berkshire Hathaway Homeservices California Properties</i></p>	Single Family	3/3	1,427	2,768 sqft 1987	6/8/2026 22 days	\$1,430,000 \$1,002/sq ft	↑ 0.35%
4	 <p>3822 Canon St San Diego, CA 92106 MLS ID: 260011003 ■ Closed / For Sale <i>Courtesy of Keller Williams La Jolla</i></p>	Single Family	4/3	2,400	0.27 acres 1959	6/8/2026 6 days	\$2,320,000 \$967/sq ft	↑ 5.69%
5	 <p>6610 Canopy Ridge Ln, Unit 37 San Diego, CA 92121 MLS ID: NDP2604086 ■ Closed / For Sale <i>Courtesy of REAL BROKERAGE TECHNOLOGIES</i></p>	Condo/Townhouse/Apt.	2/2	1,264	4.26 acres 2014	6/8/2026 8 days	\$805,000 \$637/sq ft	↑ 0.75%



Closed: 10 properties		Property Type	Beds / Baths	Living Area (sq ft)	Lot Size / Year Built	Closed Date / Days in RPR	Closed Price / \$ Per Sq Ft	List to Sold Price %
6	 <p>9556 Carroll Canyon Rd, Apt 14 San Diego, CA 92126 MLS ID: 250044619 Closed / For Sale</p> <p><i>Courtesy of Real Broker</i></p>	Condo/Townhouse/Apt.	1/1	604	2.29 acres / 1977	6/8/2026 / 163 days	\$370,000 / \$613/sq ft	↓ 4.88%
7	 <p>6737 Friars Rd, Unit 182 San Diego, CA 92108 MLS ID: NDP2603997 Closed / For Sale</p> <p><i>Courtesy of REALTY ONE GROUP PACIFIC</i></p>	Condo/Townhouse/Apt.	2/2	1,059	2.87 acres / 1979	6/8/2026 / 9 days	\$579,000 / \$547/sq ft	↓ 1.7%
8	 <p>1040 Johnson Ave San Diego, CA 92103 MLS ID: 260008881 Closed / For Sale</p> <p><i>Courtesy of Bookmark Realty</i></p>	Single Family	3/2	2,314	10,454 sqft / 1914	6/8/2026 / 24 days	\$1,890,000 / \$817/sq ft	↓ 5.45%
9	 <p>6450 Lake Athabaska Pl San Diego, CA 92119 MLS ID: PTP2604413 Closed / For Sale</p> <p><i>Courtesy of COLDWELL BANKER WEST</i></p>	Single Family	3/2	2,534	0.25 acres / 1965	6/8/2026 / -1 days	\$1,150,000 / \$454/sq ft	-
10	 <p>1550 Morenci St San Diego, CA 92110 MLS ID: 260009334 Closed / For Sale</p> <p><i>Courtesy of Keller Williams San Diego Metro</i></p>	Single Family	5/4	3,838	5,662 sqft / 2003	6/8/2026 / 23 days	\$2,200,000 / \$573/sq ft	↓ 4.14%











Distressed

Source: Public Records and Listings



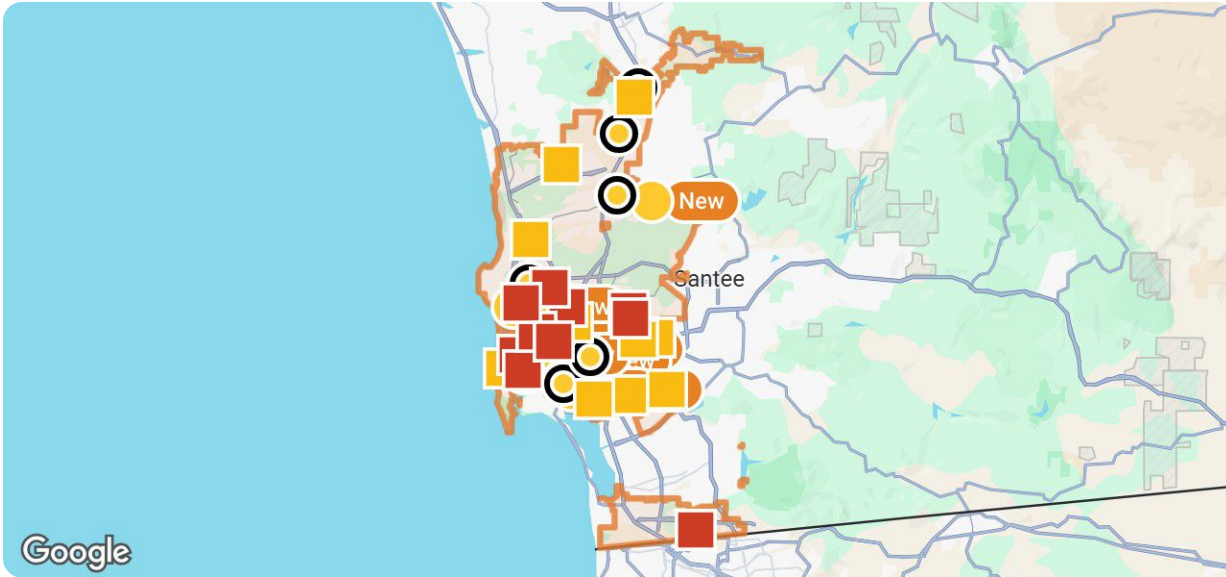
Legend

- Active For Sale
- Active Under Contract
- Pending

Distressed: 10 properties		Property Type	Beds / Baths	Living Area (sq ft)	Lot Size / Year Built	List Date / Days in RPR	List Price / \$ Per Sq Ft	Distressed Date / Type
1	 <p>1262 River Glen Row, Unit 19 San Diego, CA 92111 MLS ID: 260013874 ● Active / For Sale</p> <p><i>Listing Courtesy of Txr Homes, Inc.</i></p>	Condo/Townhouse/Apt.	2/2	1,098	4.4 acres / 1980	6/8/2026 / 1 day	\$725,000 / \$660/sq ft	4/29/2026 / Notice of Default
2	 <p>175 Henson St San Diego, CA 92114 MLS ID: 260011585 ● Pending / For Sale</p> <p><i>Listing Courtesy of Premiere Homes</i></p>	Single Family	5/3	1,789	0.33 acres / 1987	5/13/2026 / 25 days	\$845,000 / \$472/sq ft	4/10/2026 / Notice of Default
3	 <p>3228 Franklin Ave San Diego, CA 92113 MLS ID: PTP2603473 ● Pending / For Sale</p> <p><i>Listing Courtesy of ESTEBAN ARJONA, BROKER</i></p>	Single Family	3/2	994	3,794 sqft / 2004	5/6/2026 / 27 days	\$635,000 / \$639/sq ft	4/20/2026 / Notice of Default
4	 <p>11334 W San Raphael Driveway San Diego, CA 92130 MLS ID: ND26118195 ● Active / For Sale</p> <p><i>Listing Courtesy of CLIFFORD R STEVENS, BROKER</i></p>	Single Family	3/3	2,372	1.19 acres / 2000	6/1/2026 / 8 days	\$1,599,999 / \$675/sq ft	3/16/2026 / Notice Of Default
5	 <p>3790 Florida St, Unit C319 San Diego, CA 92104 MLS ID: NDP2605210 ● Active / For Sale</p> <p><i>Listing Courtesy of EXP REALTY OF SOUTHERN CA</i></p>	Condo/Townhouse/Apt.	-/1	520	1.02 acres / 1988	5/30/2026 / 10 days	\$380,000 / \$731/sq ft	5/13/2026 / Notice of Foreclosure Sale
6	 <p>1137 57th St San Diego, CA 92114 MLS ID: 260012318 ● Pending / For Sale</p> <p><i>Listing Courtesy of Coldwell Banker West</i></p>	Single Family	5/3	1,955	6,098 sqft / 1958	5/20/2026 / 8 days	\$750,000 / \$384/sq ft	5/11/2026 / Notice of Default
7	 <p>720 S 37th St San Diego, CA 92113 MLS ID: PTP2604050 ● Active / For Sale</p> <p><i>Listing Courtesy of META HOMES REALTY INC</i></p>	Single Family	4/2	996	5,000 sqft / 1930	5/27/2026 / 13 days	\$749,000 / \$752/sq ft	5/12/2026 / Notice of Lis Pendens
8	 <p>6416 Friars Rd, Unit 111 San Diego, CA 92108 MLS ID: 260007702 ● Active Under Contract / For Sale</p> <p><i>Listing Courtesy of The Kurniadi Group</i></p>	Condo/Townhouse/Apt.	1/1	650	12.64 acres / 1972	4/2/2026 / 68 days	\$399,000 / \$614/sq ft	5/1/2026 / Notice of Default
9	 <p>309 W Lewis St San Diego, CA 92103 MLS ID: 260012102 ● Active / For Sale</p> <p><i>Listing Courtesy of Better Homes And Gardens Real Estate Clarity</i></p>	Single Family	3/3	1,319	2,178 sqft / 1998	5/21/2026 / 19 days	\$1,349,000 / \$1,023/sq ft	4/15/2026 / Notice of Default
10	 <p>150 Richeth Rd San Diego, CA 92114 MLS ID: PW26118111 ● Active / For Sale</p> <p><i>Listing Courtesy of THE FOSTER COMPANY</i></p>	Single Family	5/2	1,759	5,636 sqft / 1977	5/7/2026 / 33 days	\$799,000 / \$454/sq ft	3/17/2026 / Probate

Summary

For Lease Activity in the Last 3 Months

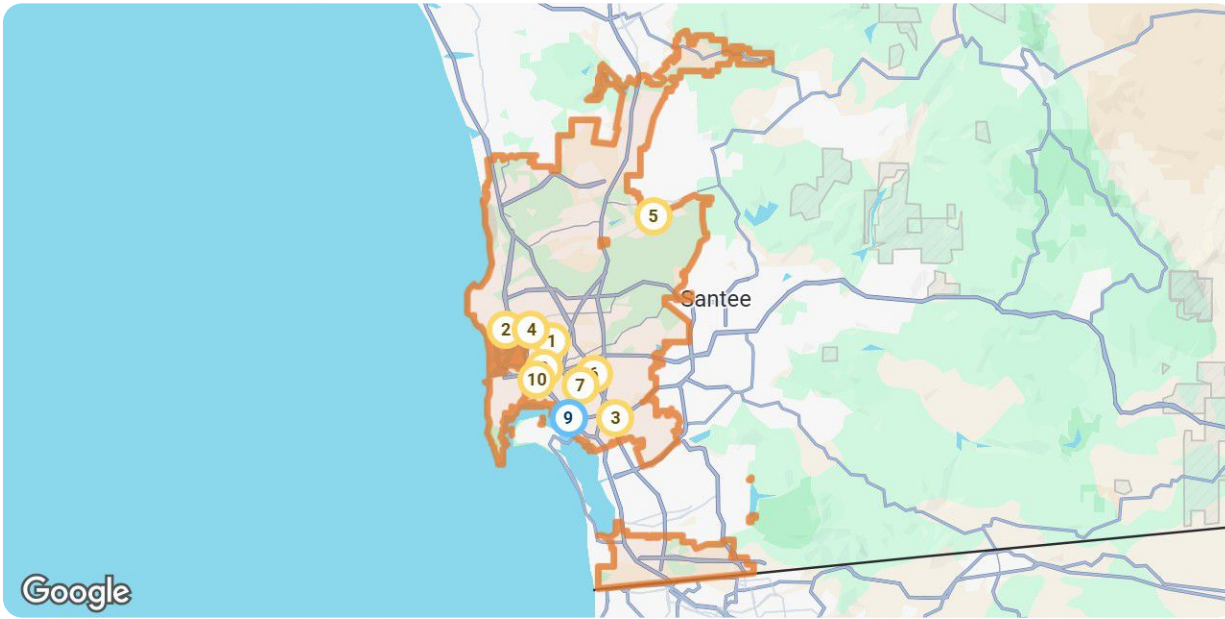


	New	Pending	Closed	Distressed
Number of Properties	10	10	10	10
Lowest Listing Price / Est.Value	\$2,237	\$2,475	\$2,100	\$396,370
Median Listing Price / Est.Value	\$3,748	\$3,875	\$4,825	\$943,650
Highest Listing Price / Est.Value	\$40,000	\$7,800	\$16,900	\$3,958,040
Average Price / sqft	\$4	\$3	\$3	\$710
Median Price / sqft	\$3	\$3	\$4	\$679
Average Days in RPR	1	19	43	-
Median Days in RPR	1	18	42	-
Total Volume	\$71,530	\$41,375	\$58,340	\$15,316,023
Source	Listings	Listings	Public Records & Listings	Public Records & Listings


Market Activity Breakdown

New

Source: Listings

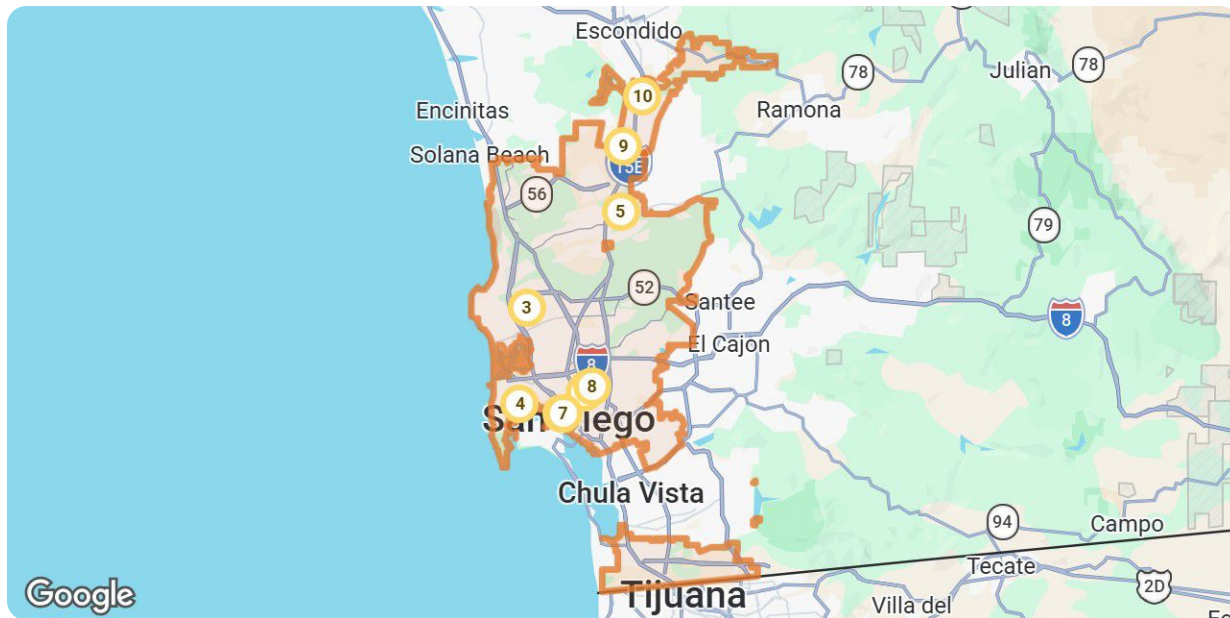


New: 10 properties		Property Type	Beds / Baths	Living Area (sq ft)	Lot Size	Year Built	List Date / Days in RPR	List Price / \$ Per Sq Ft
	4862 70th St San Diego, CA 92115 MLS ID: 260013840 ● Active / For Lease <i>Courtesy of Lpt Realty,inc</i>	Single Family	2/1	884	6,392 sqft	1950	6/8/2026 1 day	\$3,249 mo. \$4/sq ft
	3791 Agosto St San Diego, CA 92154 MLS ID: PTP2604394 ● Active / For Lease <i>Courtesy of HOUSEINSANDIEGO</i>	Single Family	4/2	1,488	9,700 sqft	1970	6/8/2026 1 day	\$4,100 mo. \$3/sq ft
	1026 Hancock St San Diego, CA 92110 MLS ID: 260013816 ● Active / For Lease <i>Courtesy of Keller Williams San Diego Metro</i>	Condo/Townhouse/Apt.	1/1	1,400	10,051 sqft	2001	6/8/2026 1 day	\$2,800 mo. \$2/sq ft
	3545 Island Ave San Diego, CA 92102 MLS ID: PTP2604406 ● Active / For Lease <i>Courtesy of FOSTER HAMILTON REAL ESTATE CO</i>	Condo/Townhouse/Apt.	2/1	871	871 sqft	1960	6/8/2026 1 day	\$2,237 mo. \$3/sq ft
	5028 Monroe Ave San Diego, CA 92115 MLS ID: 260013850 ● Active / For Lease <i>Courtesy of Lpt Realty,inc</i>	Single Family	3/2	830	2,993 sqft	1952	6/8/2026 1 day	\$4,349 mo. \$5/sq ft

New: 10 properties		Property Type	Beds / Baths	Living Area (sq ft)	Lot Size	Year Built	List Date / Days in RPR	List Price / \$ Per Sq Ft
	 <p>741 Rosecrans St San Diego, CA 92106 MLS ID: 260013804 ● Active / For Lease</p> <p><i>Courtesy of Sand & Sea Realty, Inc.</i></p>	Single Family	4/4	4,173	9,095 sqft	1999	6/8/2026 1 day	\$40,000 mo. \$10/sq ft
	 <p>5944 Vista Santa Catarina San Diego, CA 92154 MLS ID: PTP2604393 ● Active / For Lease</p> <p><i>Courtesy of HOME INVESTMENT CENTER</i></p>	Single Family	4/3	2,166	4,247 sqft	2002	6/8/2026 1 day	\$4,500 mo. \$2/sq ft
	 <p>3810 3810 Mykonos Ln San Diego, CA 92130 MLS ID: 260013780 ● Active / For Lease</p> <p><i>Courtesy of Exp Realty Of Southern California, Inc.</i></p>	Condo/Townhouse/Apt.	2/3	1,202	-	2002	6/7/2026 2 days	\$3,800 mo. \$3/sq ft
	 <p>427 9th Ave, Unit 301 San Diego, CA 92101 MLS ID: PTP2604387 ● Active / For Lease</p> <p><i>Courtesy of COLDWELL BANKER WEST</i></p>	Condo/Townhouse/Apt.	1/1	843	0.46 acres	2005	6/7/2026 2 days	\$2,800 mo. \$3/sq ft
	 <p>425 W Beech St, Unit 804 San Diego, CA 92101 MLS ID: 260013792 ● Active / For Lease</p> <p><i>Courtesy of Daniel Berdugo</i></p>	Condo/Townhouse/Apt.	2/2	914	1.38 acres	2004	6/7/2026 2 days	\$3,695 mo. \$4/sq ft

Pending











Source: Listings



Legend

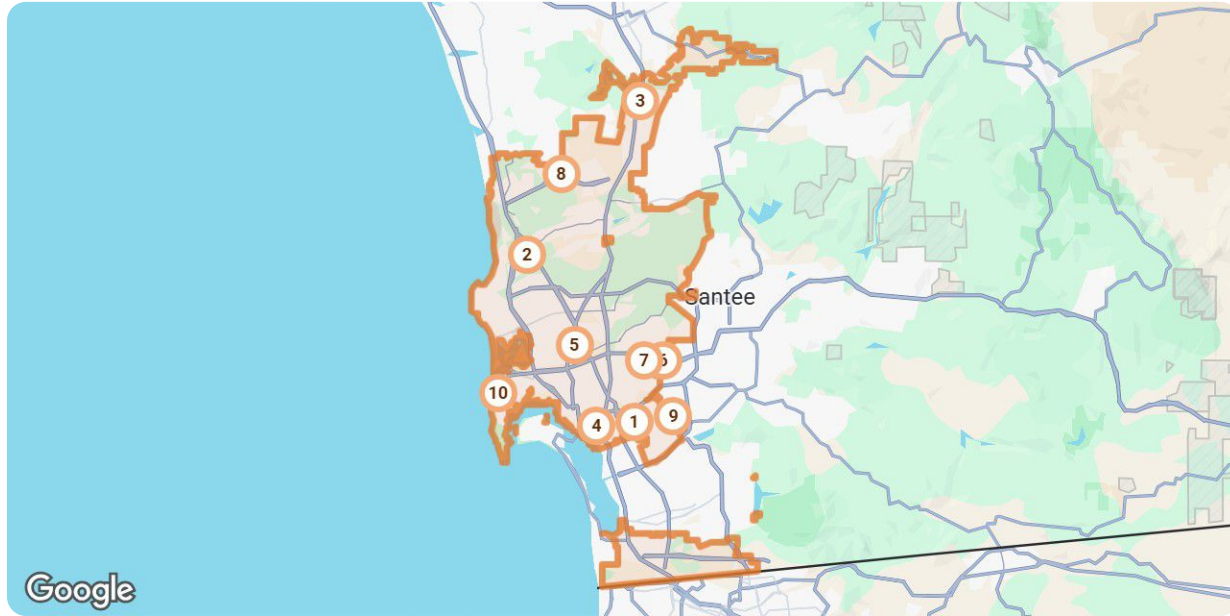
 Active For Lease



Pending: 10 properties		Property Type	Beds / Baths	Living Area (sq ft)	Lot Size / Year Built	List Date	List Price / \$ Per Sq Ft	Pending Date / Days in RPR
1	 <p>6265 Lake Alamor Ave San Diego, CA 92119 MLS ID: NDP2604270 ● Pending / For Lease</p> <p><i>Courtesy of WILLIS ALLEN REAL ESTATE</i></p>	Single Family	3/2	1,050	6,098 sqft 1957	5/4/2026	\$4,000 mo. \$4/sq ft	6/8/2026 35 days
2	 <p>7315 Calle Cristobal, Unit 133 San Diego, CA 92126 MLS ID: NDP2605089 ● Pending / For Lease</p> <p><i>Courtesy of COLDWELL BANKER REALTY</i></p>	Condo/Townhouse/Apt.	2/2	864	2.83 acres 1990	5/27/2026	\$2,950 mo. \$3/sq ft	6/7/2026 11 days
3	 <p>4005 Carmel View Rd, Unit 62 San Diego, CA 92130 MLS ID: SW26107709 ● Pending / For Lease</p> <p><i>Courtesy of COLDWELL BANKER ASSOC.BRKS-CL</i></p>	Condo/Townhouse/Apt.	2/2	964	962 sqft 1987	5/25/2026	\$3,500 mo. \$4/sq ft	6/5/2026 11 days
4	 <p>3725 Arizona St San Diego, CA 92104 MLS ID: 260012091 ● Pending / For Lease</p> <p><i>Courtesy of San Diego's Finest Re Groupinc</i></p>	Single Family	3/2	1,300	5,459 sqft 1925	5/19/2026	\$4,500 mo. \$3/sq ft	6/4/2026 16 days
5	 <p>1575 Kettner Blvd San Diego, CA 92101 MLS ID: 260010371 ● Pending / For Lease</p> <p><i>Courtesy of Hunter & Maddox Intl. Inc.</i></p>	Condo/Townhouse/Apt.	2/3	1,321	846 sqft 1998	4/30/2026	\$4,500 mo. \$3/sq ft	6/3/2026 34 days
6	 <p>2873 W Bainbridge Rd San Diego, CA 92106 MLS ID: 260011322 ● Pending / For Lease</p> <p><i>Courtesy of Stay San Diego</i></p>	Single Family	3/3	2,630	3,825 sqft 2004	5/11/2026	\$7,800 mo. \$3/sq ft	6/2/2026 22 days
7	 <p>10745 Ballystock Ct San Diego, CA 92131 MLS ID: 260011401 ● Pending / For Lease</p> <p><i>Courtesy of Native</i></p>	Condo/Townhouse/Apt.	3/3	1,674	3,669 sqft 1995	5/12/2026	\$4,800 mo. \$3/sq ft	6/1/2026 20 days
8	 <p>2208 Dwight St San Diego, CA 92104 MLS ID: 260013154 ● Pending / For Lease</p> <p><i>Courtesy of Joe Carta Realty</i></p>	Single Family	3/2	1,108	3,300 sqft 1926	5/30/2026	\$3,750 mo. \$3/sq ft	6/1/2026 2 days
9	 <p>1435 India St, Unit 401 San Diego, CA 92101 MLS ID: PTP2603423 ● Pending / For Lease</p> <p><i>Courtesy of REAL BROKER</i></p>	Condo/Townhouse/Apt.	1/1	838	0.46 acres 2005	5/5/2026	\$2,475 mo. \$3/sq ft	5/28/2026 23 days
10	 <p>3967 Utah St, Unit 4 San Diego, CA 92104 MLS ID: PTP2603745 ● Pending / For Lease</p> <p><i>Courtesy of 24K INTERNATIONAL REALTY</i></p>	Condo/Townhouse/Apt.	2/1	768	5,597 sqft 1982	5/15/2026	\$3,100 mo. \$4/sq ft	5/27/2026 12 days

Closed

Source: Public Records and Listings



Legend

● Closed

Closed: 10 properties

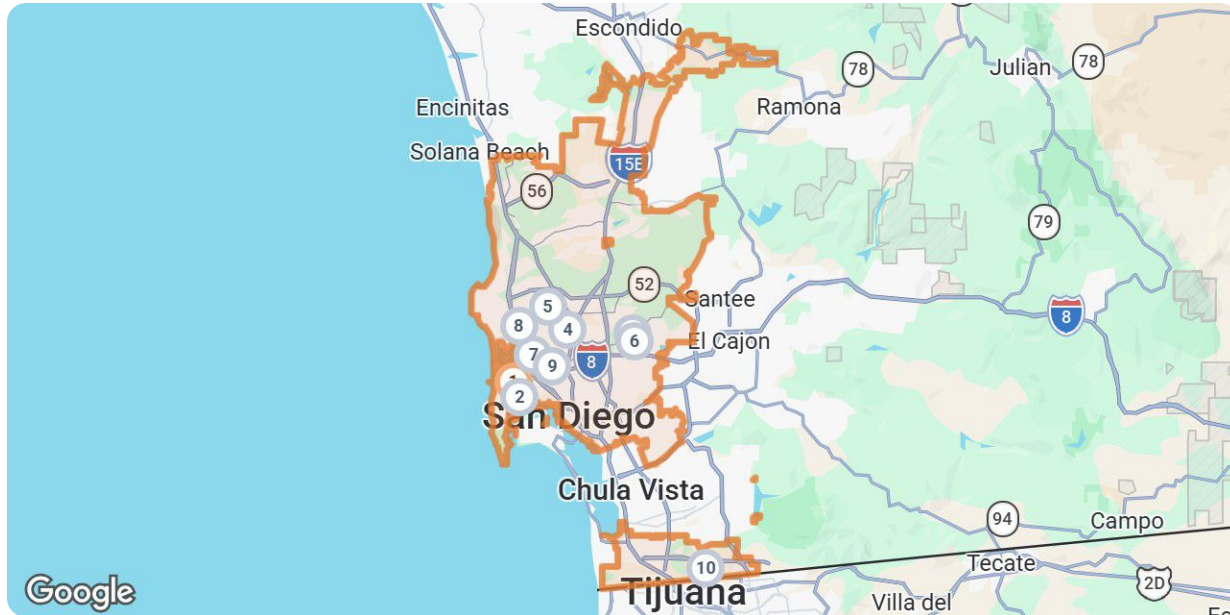
	Property Type	Beds / Baths	Living Area (sq ft)	Lot Size / Year Built	Closed Date / Days in RPR	Closed Price / \$ Per Sq Ft	List to Sold Price %
 <p>1 5252 Balboa Arms Dr, Unit 231 San Diego, CA 92117 MLS ID: 260009483 ■ Closed / For Lease <i>Courtesy of Hunter & Maddox Intl. Inc.</i></p>	Condo/Townhouse/Apt.	3/2	954	1.24 acres / 2006	6/8/2026 / 48 days	- / \$4/sq ft	-
 <p>2 4933 Brighton Ave San Diego, CA 92107 MLS ID: PTP2604190 ■ Closed / For Lease <i>Courtesy of TEAM Z REALTY</i></p>	Condo/Townhouse/Apt.	3/2	1,313	10,484 sqft / 1992	6/8/2026 / 7 days	- / \$4/sq ft	-
 <p>3 3669 Swift Ave San Diego, CA 92104 MLS ID: 260007530 ■ Closed / For Lease <i>Courtesy of Berkshire Hathaway Homeservices California Properties</i></p>	Single Family	1/1	616	7,142 sqft / 2014	6/8/2026 / 70 days	- / \$3/sq ft	-
 <p>4 11202 Promesa Dr San Diego, CA 92124 MLS ID: 260007656 ■ Closed / For Lease <i>Courtesy of Brookshire Real Estate</i></p>	Single Family	4/2	1,803	7,200 sqft / 1977	6/7/2026 / 67 days	- / \$4/sq ft	-
 <p>5 4429 Robbins St San Diego, CA 92122 MLS ID: 260011982 ■ Closed / For Lease <i>Courtesy of Coldwell Banker Realty</i></p>	Single Family	3/2	1,254	8,600 sqft / 1971	6/7/2026 / 21 days	- / \$4/sq ft	-





Closed: 10 properties		Property Type	Beds / Baths	Living Area (sq ft)	Lot Size / Year Built	Closed Date / Days in RPR	Closed Price / \$ Per Sq Ft	List to Sold Price %
	 <p>4926 Almondwood Way San Diego, CA 92130 MLS ID: NDP2604535 Closed / For Lease</p> <p><i>Courtesy of STUBBS REAL ESTATE, INC.</i></p>	Single Family	3/3	2,239	6,163 sqft 1996	6/6/2026 26 days	- \$2/sq ft	-
	 <p>3930 Marine View Ave San Diego, CA 92113 MLS ID: PTP2602837 Closed / For Lease</p> <p><i>Courtesy of NEWJOURNEY REAL ESTATE GROUP</i></p>	Single Family	2/1	1,133	5,227 sqft 1941	6/6/2026 36 days	- \$4/sq ft	-
	 <p>5643 Willowmere Ln San Diego, CA 92130 MLS ID: ND26082724 Closed / For Lease</p> <p><i>Courtesy of WILLIS ALLEN REAL ESTATE</i></p>	Single Family	4/3	2,597	4,835 sqft 2000	6/6/2026 50 days	- \$3/sq ft	-
	 <p>3905 Arroyo Sorrento Rd San Diego, CA 92130 MLS ID: NDP2602115 Closed / For Lease</p> <p><i>Courtesy of BARRY ESTATES</i></p>	Single Family	4/5	4,654	1 acre 1995	6/5/2026 92 days	- \$4/sq ft	-
	 <p>5341 Imperial Ave, #45 San Diego, CA 92114 MLS ID: PTP2603855 Closed / For Lease</p> <p><i>Courtesy of BERKSHIRE HATHAWAY HOMESERVICE</i></p>	Condo/Townhouse/Apt.	3/3	1,308	0.25 acres 2020	6/5/2026 17 days	- \$2/sq ft	-

Distressed











Source: Public Records and Listings



Legend

-  Closed
-  Off Market, Hold, Withdrawn, Expired, or Canceled



Distressed: 10 properties		Property Type	Beds / Baths	Living Area (sq ft)	Lot Size / Year Built	List Date / Days in RPR	List Price / \$ Per Sq Ft	Distressed Date / Type
1	 <p>2828 Famosa Blvd, Unit 104 San Diego, CA 92107 Closed / Public Record</p>	Condo/Townhouse/Apt.	1/1	667	0.46 acres 1990	– – days	– \$700/sq ft	3/30/2026 Notice of Default
2	 <p>2205 Locust St San Diego, CA 92106 Closed / Public Record</p>	Single Family	5/5	5,143	10,000 sqft 1941	– – days	– \$697/sq ft	5/26/2026 Notice of Default
3	 <p>7137 Keighley St San Diego, CA 92120 Closed / Public Record</p>	Single Family	3/2	1,450	8,200 sqft 1964	– – days	– \$640/sq ft	4/20/2026 Notice of Default
4	 <p>3373 Armstrong St San Diego, CA 92111 Closed / Public Record</p>	Single Family	4/2	1,296	5,500 sqft 1965	– – days	– \$727/sq ft	4/22/2026 Notice of Default
5	 <p>4833 Chateau Dr San Diego, CA 92117 Closed / Public Record</p>	Single Family	3/2	1,380	0.37 acres 1975	– – days	– \$797/sq ft	4/22/2026 Notice of Default
6	 <p>6611 Birchwood St San Diego, CA 92120 Closed / Public Record</p>	Single Family	3/2	1,123	5,500 sqft 1956	– – days	– \$842/sq ft	4/9/2026 Notice of Default
7	 <p>1550 Morenci St San Diego, CA 92110 Off Market / Public Record</p>	Single Family	4/4	3,838	5,600 sqft 2003	– – days	– \$610/sq ft	4/30/2026 Notice of Default
8	 <p>4846 Pacifica Dr San Diego, CA 92109 Off Market / Public Record</p>	Single Family	3/2	3,586	0.62 acres 1963	– – days	– \$1,104/sq ft	4/29/2026 Notice of Foreclosure Sale
9	 <p>6416 Friars Rd, Unit 111 San Diego, CA 92108 Off Market / Public Record</p>	Condo/Townhouse/Apt.	1/1	650	12.64 acres 1972	– – days	– \$610/sq ft	5/1/2026 Notice of Default
10	 <p>2135 Reed Dr San Diego, CA 92154 Off Market / Public Record</p>	Condo/Townhouse/Apt.	3/4	1,643	– –	– – days	– \$411/sq ft	4/22/2026 Notice of Default

About RPR

- RPR® is the nation's largest property database, exclusively for REALTORS®. It empowers REALTORS® to help buyers and sellers make informed decisions, backed by a real estate database covering more than 160 million residential and commercial properties in the United States.
- RPR is a wholly owned subsidiary of the National Association of REALTORS® and a member benefit to REALTORS®.
- RPR's data sources range from MLSs and county-level tax and assessment offices, to the U.S. Census and FEMA, to specialty data set providers such as Esri (consumer data), Niche (school information) and Precisely (geographic boundaries).

Learn More

For more information about RPR, please visit RPR's public website: <https://blog.narrpr.com>



RPR®

