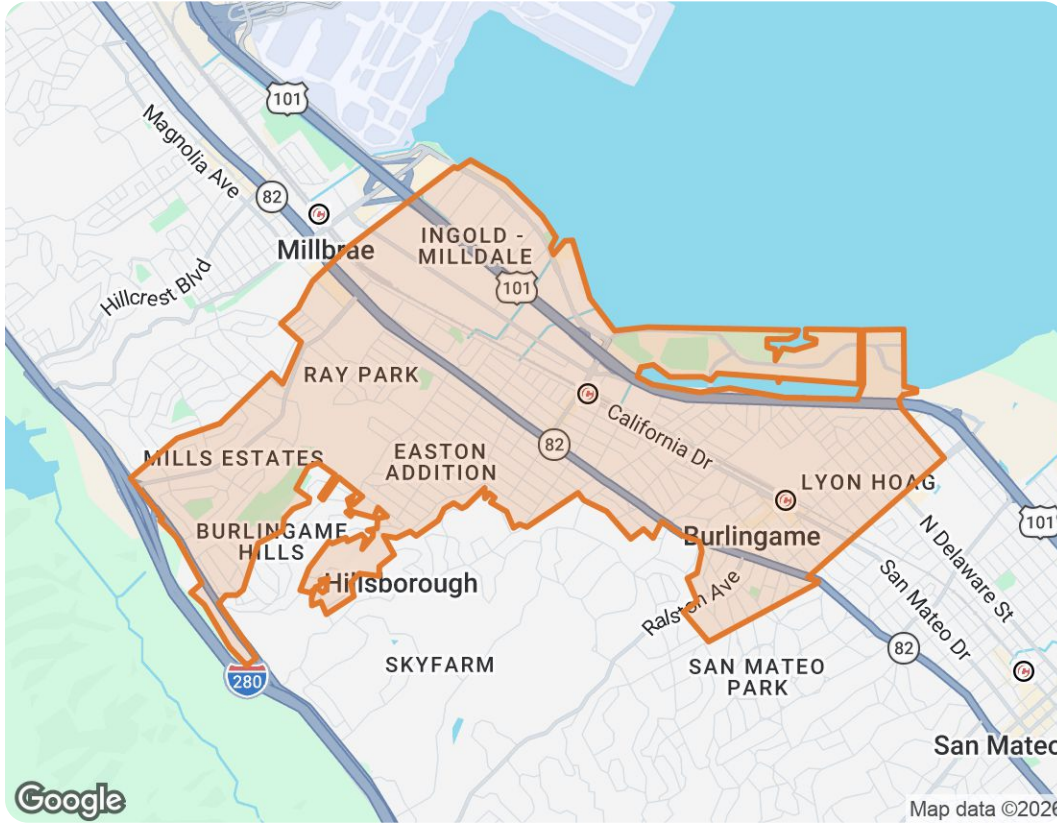


Burlingame, California



The biggest buyer rebates and lowest selling fees in real estate – without sacrificing full-service support, 7 days a week.

ShopProp Licensed CA, WA, HI, AZ, MI, TX, VA, CO

📞 Office (888) 821-0556

✉️ team@shopprop.com

🌐 www.shopprop.com



ShopProp Inc.



Burlingame, California

Market Trends

Market Trends for Burlingame, California

Single Family + Condo/Townhouse/Apt.

May 2026

Market Type

Seller's Market

Balanced Market

Buyer's Market

Key Details

<p>Months of Inventory</p> <p>1.15</p> <p>↓ 14.81% MoM</p>	<p>Sold to List Price %</p> <p>107.8%</p> <p>↑ 2.33% MoM</p>	<p>Median Days in RPR</p> <p>9</p> <p>↑ 28.57% MoM</p>	<p>Median Sold Price</p> <p>\$3,114,000</p> <p>↑ 0.94% MoM</p>
---	---	---	---

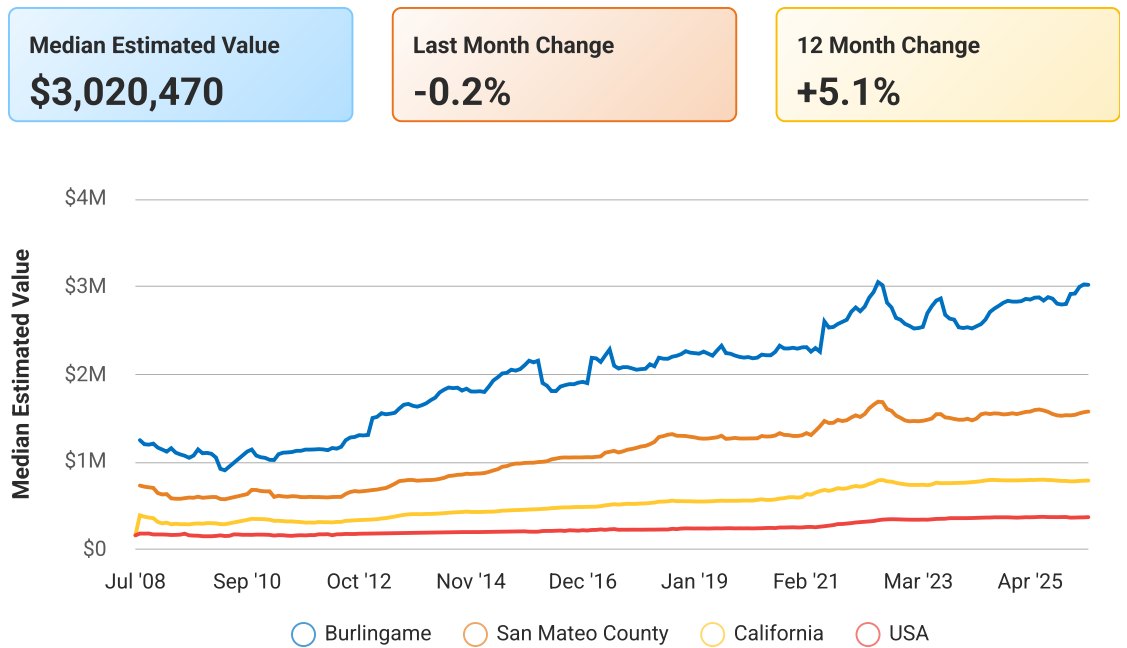
May 2026 Median Estimated Property Value

Single Family + Condo/Townhouse/Apt.

This graphic displays property estimates for a market area and a subject property, where one has been selected. Estimated property values are generated by a valuation model and are not formal appraisals.

Source: Public records, and MLS sources where licensed

Update Frequency: Monthly



Burlingame, California

May 2026 Active Listings

Burlingame, California

Single Family + Condo/Townhouse/Apt.

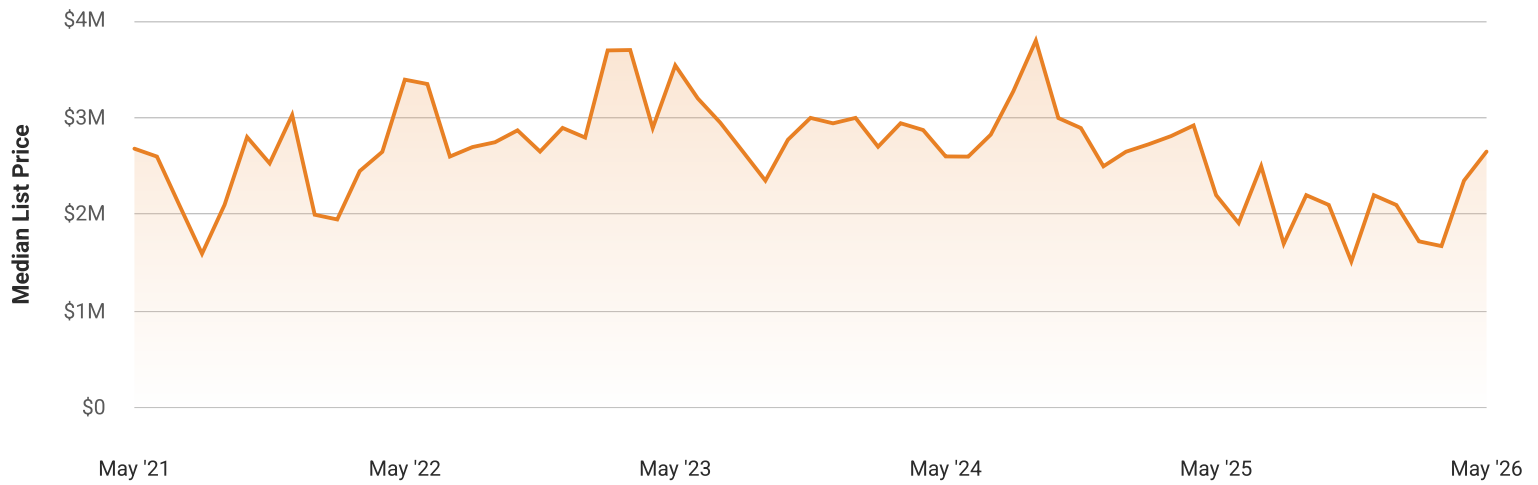
This graphic summarizes key statistics for properties that were in an active status on the last day of each month. RPR uses list date and a derived pending date to determine if the listing was active on the last day of the month. An end-of-month snapshot of active listings helps to understand inventory levels, price points and duration on the market.

Source: Listing sources

Update Frequency: Monthly

Median List Price - \$2,650,000

↑ 12.8% Month over Month



Burlingame, California

May 2026 Sold Listings

Burlingame, California

Single Family + Condo/Townhouse/Apt.

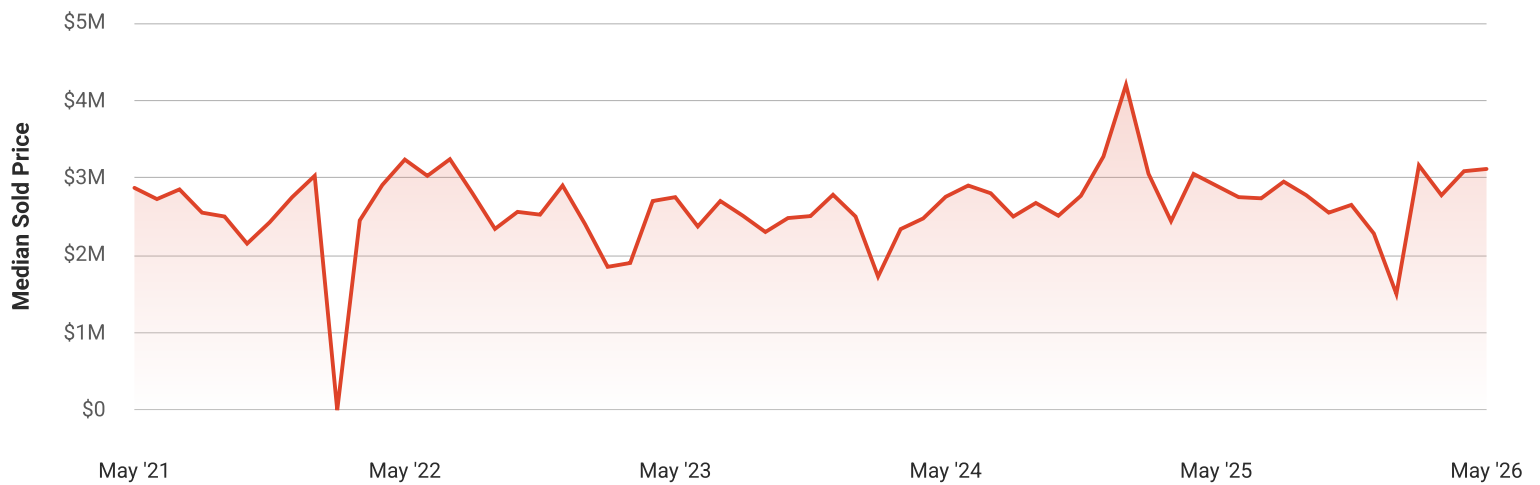
This graphic summarizes key statistics for properties that sold each month. RPR uses a derived sold date to determine when a property moved into a sold status within the given month. These statistics are important for understanding the price points on sold properties as well as the difference between the list price and sold price, which reveals whether buyers are paying over or under the asking price.

Source: Listing sources

Update Frequency: Monthly

Median Sold Price - \$3,114,000

↑ 0.9% Month over Month



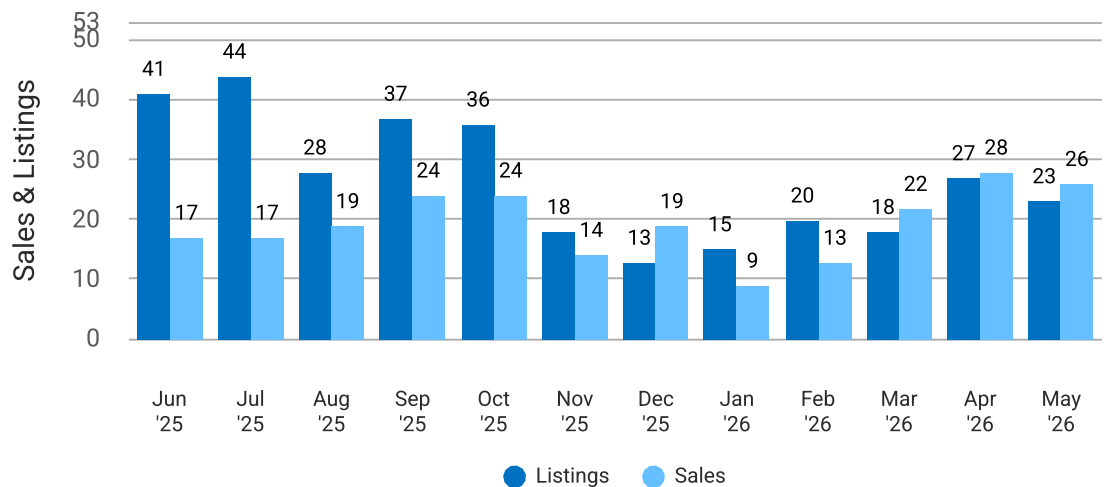
Total Sales and Active Listings in Burlingame, California

Single Family + Condo/Townhouse/Apt.

This graph compares the number of sales with the number of active listings in the local market.

Source: MLS data where licensed

Update Frequency: Monthly



Burlingame, California

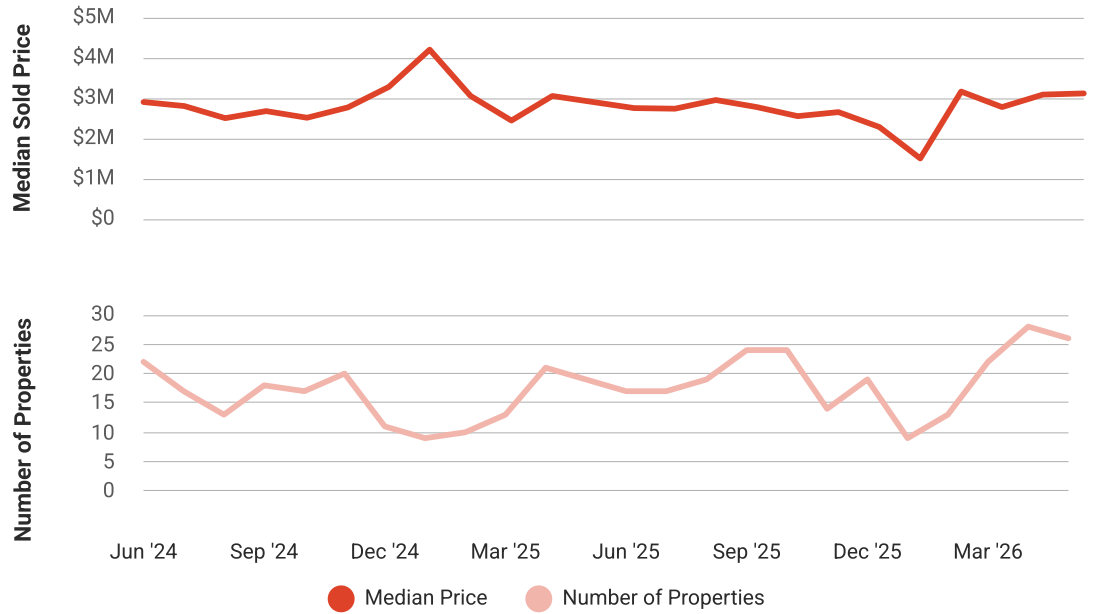
Median Sold Price vs Sold Listings in Burlingame, California

Single Family + Condo/Townhouse/Apt.

This chart compares the trend of median sold price and number of sold listings for the given location.

Source: Listing Data

Update Frequency: Monthly



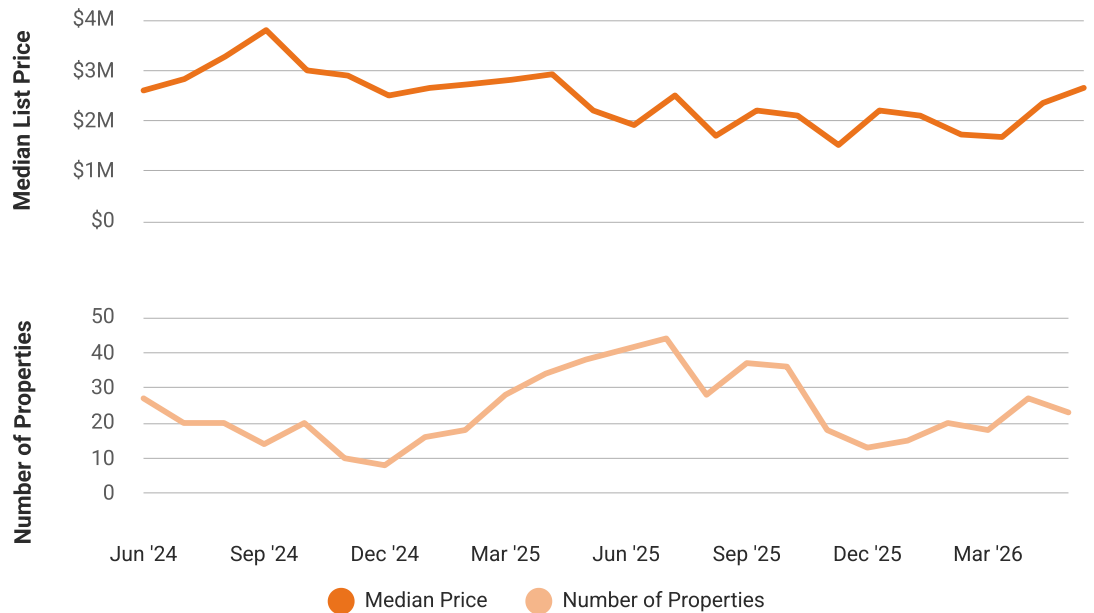
Median List Price vs Active Listings in Burlingame, California

Single Family + Condo/Townhouse/Apt.

This chart compares the trend of median list price and number of active properties for the given location.

Source: Listing Data

Update Frequency: Monthly



Market Snapshot

Value and Price Changes

	Current	Last Month	Last 3 Months	Last 12 Months	Last 24 Months	Last 36 Months
Median Est. Property Value Last Updated: 5/31/2026	\$3,020,470	\$3,025,010 -0.15%	\$2,920,600 +3.42%	\$2,873,970 +5.1%	\$2,572,210 +17.43%	\$2,695,790 +12.04%
Median Sold Price Last Updated: 5/31/2026	\$3,114,000	\$3,085,000 +0.94%	\$3,160,000 -1.46%	\$2,900,000 +7.38%	\$2,755,000 +13.03%	\$2,750,000 +13.24%
Median List Price Last Updated: 5/31/2026	\$2,650,000	\$2,350,000 +12.77%	\$1,723,000 +53.8%	\$2,200,000 +20.45%	\$2,600,000 +1.92%	\$3,540,500 -25.15%

About this Data: Because some brokerages may choose not to include their MLS listing content within the RPR platform, the analysis contained in this report may not have been created using all the available listing data within this geographical market. Median estimated property values are generated by a valuation model and are not formal appraisals. Valuations are based on public records and MLS data where licensed. The Metrics displayed here reflect **All Residential Single Family, Condo, Townhouse and Apartment properties** data.

Market Activity

Market Activity Filters

Sort Order: Date

Maximum Properties Per Change Type: 10

Change Types: New Listings, Pending, Closed, Distressed

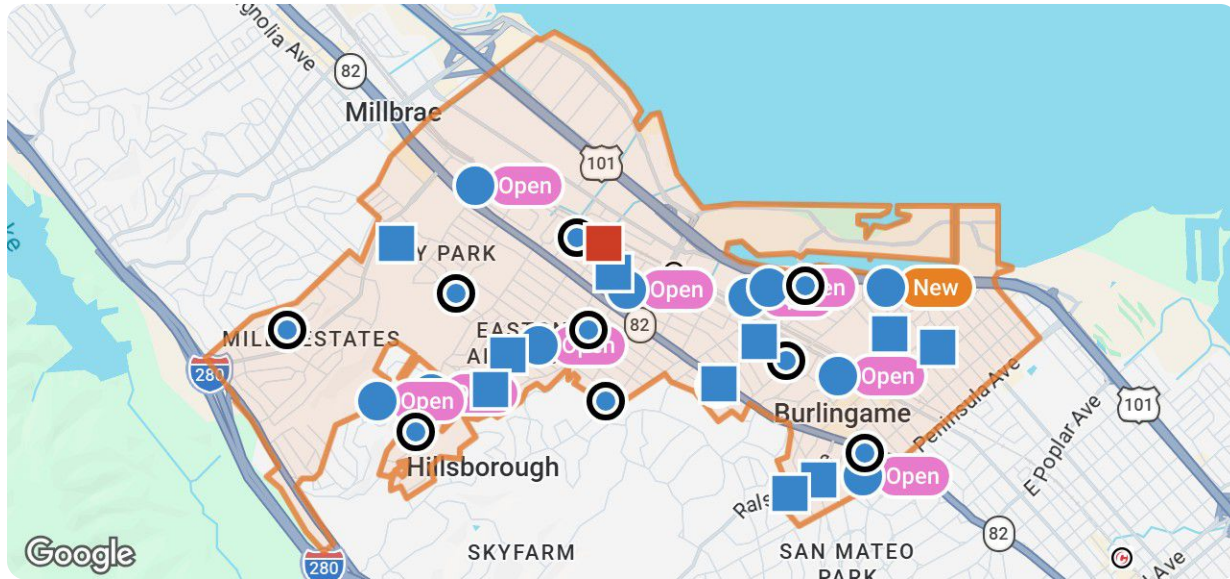
Property Types: Single Family, Condo/Townhouse/Apt

Property Features: Sale Price: Any, Lease Price: Any, Beds: Any, Baths: Any, Living Area: Any, Lot Size (acre): Any, Year Built: Any

Burlingame, California

Summary

For Sale Activity in the Last 3 Months



Legend

- For Sale
- For Sale Pending
- Recently Closed
- Distressed

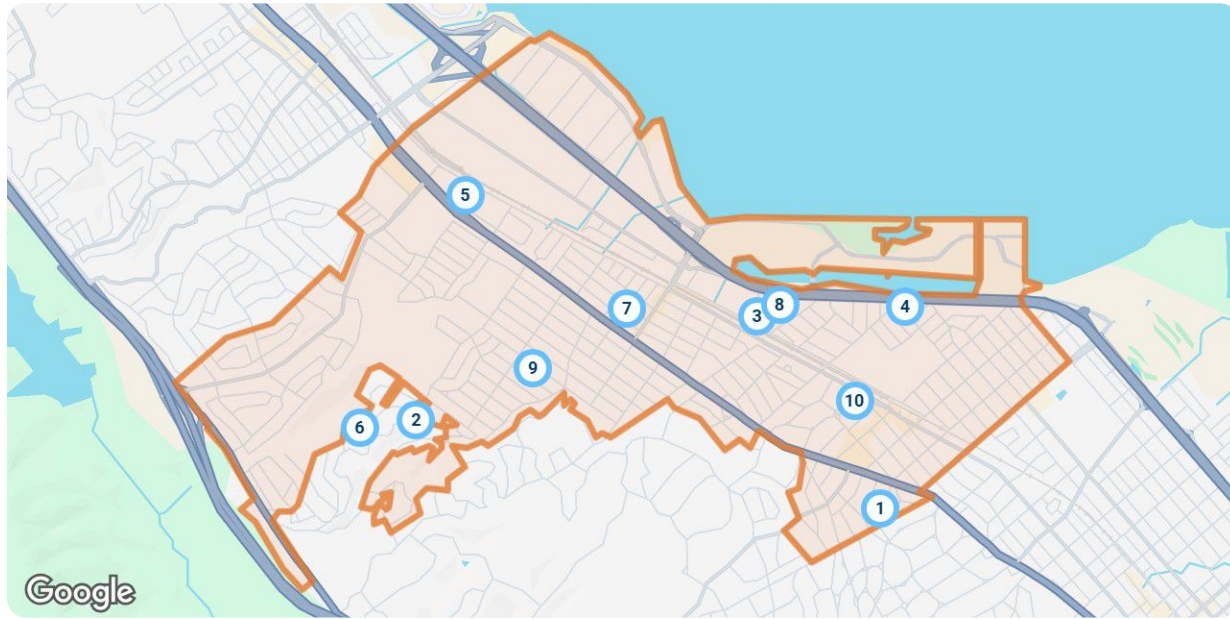
	New	Pending	Closed	Distressed
Number of Properties	10	10	10	1
Lowest Listing Price / Est.Value	\$959,000	\$540,000	\$655,000	\$1,343,320
Median Listing Price / Est.Value	\$2,195,000	\$2,722,500	\$3,347,500	\$1,343,320
Highest Listing Price / Est.Value	\$5,880,000	\$3,898,000	\$5,300,000	\$1,343,320
Average Price / sqft	\$1,393	\$1,171	\$1,490	\$1,544
Median Price / sqft	\$1,371	\$1,178	\$1,596	\$1,544
Average Days in RPR	3	16	11	-
Median Days in RPR	3	8	10	-
Total Volume	\$27,892,000	\$23,414,000	\$33,331,000	\$1,343,320
Source	Listings	Listings	Public Records & Listings	Public Records & Listings



Market Activity Breakdown



New

Source: Listings



Legend

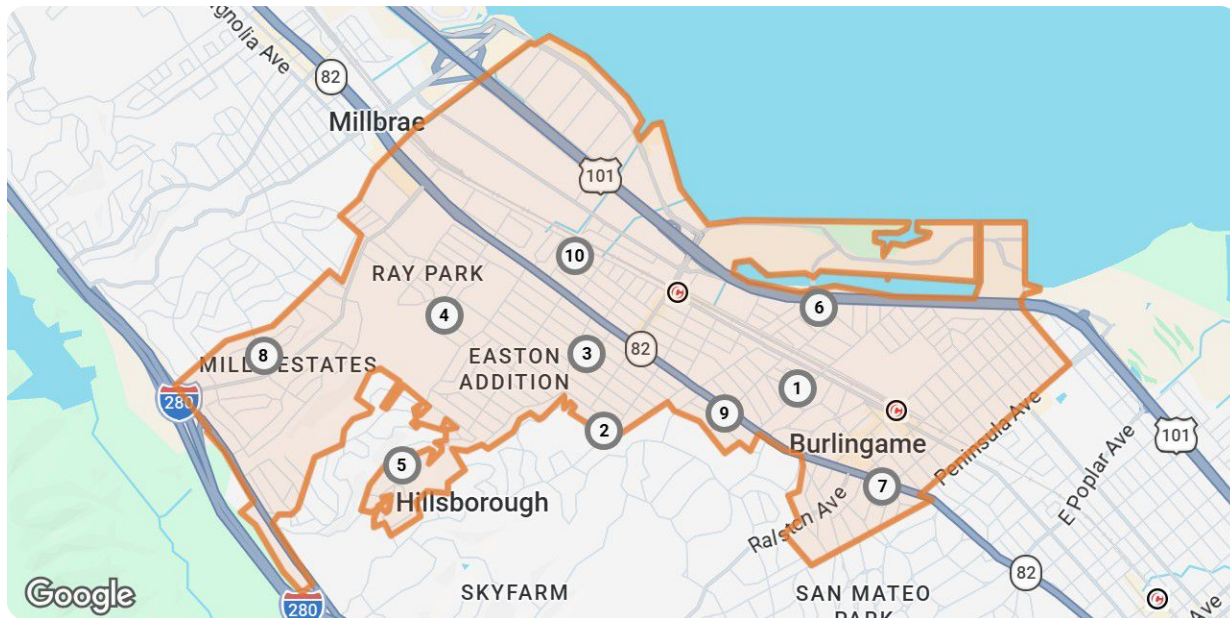
● Active For Sale

New: 10 properties		Property Type	Beds / Baths	Living Area (sq ft)	Lot Size	Year Built	List Date / Days in RPR	List Price / \$ Per Sq Ft
1	 <p>1548 Cypress Ave Burlingame, CA 94010 MLS ID: 82050075 ● Active / For Sale</p> <p><i>Listing Courtesy of Compass</i></p>	Single Family	4/5	2,647	4,960 sqft	2026	6/6/2026 1 day	\$5,880,000 \$2,221/sq ft
2	 <p>2835 Hillside Dr Burlingame, CA 94010 MLS ID: 82050074 ● Active / For Sale</p> <p><i>Listing Courtesy of Compass</i></p>	Single Family	4/3	2,960	0.3 acres	1936	6/6/2026 1 day	\$3,989,000 \$1,348/sq ft
3	 <p>921 Azalea Ave Burlingame, CA 94010 MLS ID: 82050056 ● Active / For Sale</p> <p><i>Listing Courtesy of KW Advisors</i></p>	Single Family	3/2	1,380	5,000 sqft	1940	6/5/2026 2 days	\$1,998,000 \$1,448/sq ft
4	 <p>545 Rollins Rd Burlingame, CA 94010 MLS ID: 82050022 ● Active / For Sale</p> <p><i>Listing Courtesy of Berkshire Hathaway HomeServices DrysdaleProperties</i></p>	Single Family	4/2	1,648	5,525 sqft	1944	6/5/2026 2 days	\$1,590,000 \$965/sq ft
5	 <p>1120 Dufferin Ave Burlingame, CA 94010 MLS ID: 82049750 ● Active / For Sale</p> <p><i>Listing Courtesy of Compass</i></p>	Single Family	3/2	1,684	5,042 sqft	1942	6/4/2026 3 days	\$2,195,000 \$1,303/sq ft

New: 10 properties		Property Type	Beds / Baths	Living Area (sq ft)	Lot Size	Year Built	List Date / Days in RPR	List Price / \$ Per Sq Ft
6	 <p>2912 Hillside Dr Burlingame, CA 94010 MLS ID: 82049304 ● Active / For Sale</p> <p><i>Listing Courtesy of KW Advisors</i></p>	Single Family	4/5	2,880	9,660 sqft	1936	6/4/2026 3 days	\$3,590,000 \$1,247/sq ft
7	 <p>1245 Paloma Ave Burlingame, CA 94010 MLS ID: 82049404 ● Active / For Sale</p> <p><i>Listing Courtesy of Coldwell Banker Realty</i></p>	Single Family	2/1	1,020	6,000 sqft	1917	6/4/2026 3 days	\$1,798,000 \$1,763/sq ft
8	 <p>905 Rose Ct Burlingame, CA 94010 MLS ID: 82049764 ● Active / For Sale</p> <p><i>Listing Courtesy of Compass</i></p>	Single Family	3/2	1,438	5,296 sqft	1940	6/4/2026 3 days	\$2,195,000 \$1,526/sq ft
9	 <p>1361 Vancouver Ave Burlingame, CA 94010 MLS ID: 82049774 ● Active / For Sale</p> <p><i>Listing Courtesy of KW Advisors</i></p>	Single Family	4/3	2,653	6,000 sqft	1922	6/4/2026 3 days	\$3,698,000 \$1,394/sq ft
10	 <p>1210 Bellevue Ave, Apt 204 Burlingame, CA 94010 MLS ID: 82049588 ● Active / For Sale</p> <p><i>Listing Courtesy of Pinnacle Realty Advisors</i></p>	Condo/Townhouse/Apt.	2/2	1,335	0.49 acres	1979	6/3/2026 4 days	\$959,000 \$718/sq ft

Pending











Source: Listings



Legend

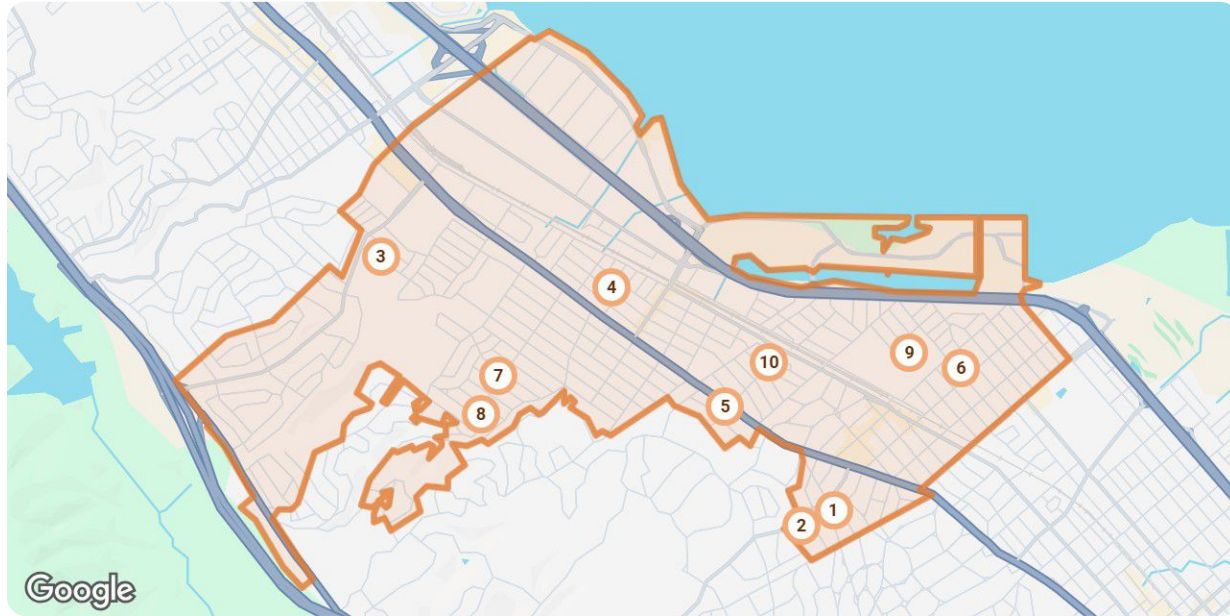
● Pending



Pending: 10 properties		Property Type	Beds / Baths	Living Area (sq ft)	Lot Size / Year Built	List Date	List Price / \$ Per Sq Ft	Pending Date / Days in RPR
1	 <p>708 Crossway Rd Burlingame, CA 94010 MLS ID: 82049113 🕒 Pending / For Sale</p> <p><i>Listing Courtesy of KW Advisors</i></p>	Single Family	4/3	2,542	6,500 sqft 1925	5/29/2026	\$2,480,000 \$976/sq ft	6/5/2026 7 days
2	 <p>2119 Roosevelt Ave Burlingame, CA 94010 MLS ID: 82049097 🕒 Pending / For Sale</p> <p><i>Listing Courtesy of Compass</i></p>	Single Family	2/2	1,608	5,425 sqft 1926	5/29/2026	\$2,695,000 \$1,676/sq ft	6/4/2026 6 days
3	 <p>1258 Cabrillo Ave Burlingame, CA 94010 MLS ID: 82048856 🕒 Pending / For Sale</p> <p><i>Listing Courtesy of Compass</i></p>	Single Family	5/2	2,560	6,000 sqft 1927	5/28/2026	\$3,898,000 \$1,523/sq ft	6/3/2026 6 days
4	 <p>1564 Columbus Ave Burlingame, CA 94010 MLS ID: 82049199 🕒 Pending / For Sale</p> <p><i>Listing Courtesy of Golden Gate Sotheby's International Realty</i></p>	Single Family	3/4	3,600	5,668 sqft 1995	5/30/2026	\$3,295,000 \$915/sq ft	6/3/2026 4 days
5	 <p>18 El Quanito Way Burlingame, CA 94010 MLS ID: 82048835 🕒 Pending / For Sale</p> <p><i>Listing Courtesy of Christie's International Real Estate Sereno</i></p>	Single Family	4/2	1,990	0.29 acres 1959	5/28/2026	\$2,750,000 \$1,382/sq ft	6/3/2026 6 days
6	 <p>777 Morrell Ave, Apt 311 Burlingame, CA 94010 MLS ID: 426124137 🕒 Pending / For Sale</p> <p><i>Listing Courtesy of Realty One Group Complete</i></p>	Condo/Townhouse/Apt.	2/2	1,350	1,107 sqft 1982	4/23/2026	\$968,000 \$717/sq ft	5/29/2026 36 days
7	 <p>107 El Camino Real, Apt 302 Burlingame, CA 94010 MLS ID: 82041082 🕒 Pending / For Sale</p> <p><i>Listing Courtesy of Intero Real Estate Services</i></p>	Condo/Townhouse/Apt.	2/2	1,153	0.47 acres 2000	4/1/2026	\$898,000 \$779/sq ft	5/28/2026 57 days
8	 <p>2852 Mariposa Dr Burlingame, CA 94010 MLS ID: 82047988 🕒 Pending / For Sale</p> <p><i>Listing Courtesy of Rogers & Associates</i></p>	Single Family	3/2	2,170	0.28 acres 1964	5/20/2026	\$2,995,000 \$1,380/sq ft	5/28/2026 8 days
9	 <p>1515 Arc Way, Apt 305 Burlingame, CA 94010 MLS ID: 82046437 🕒 Pending / For Sale</p> <p><i>Listing Courtesy of KW Advisors</i></p>	Condo/Townhouse/Apt.	1/1	860	0.61 acres 1973	5/8/2026	\$540,000 \$628/sq ft	5/26/2026 18 days
10	 <p>1447 Laguna Ave Burlingame, CA 94010 MLS ID: 82046837 🕒 Pending / For Sale</p> <p><i>Listing Courtesy of Compass</i></p>	Single Family	3/2	1,666	6,000 sqft 1924	5/12/2026	\$2,895,000 \$1,738/sq ft	5/26/2026 14 days

Closed

Source: Public Records and Listings

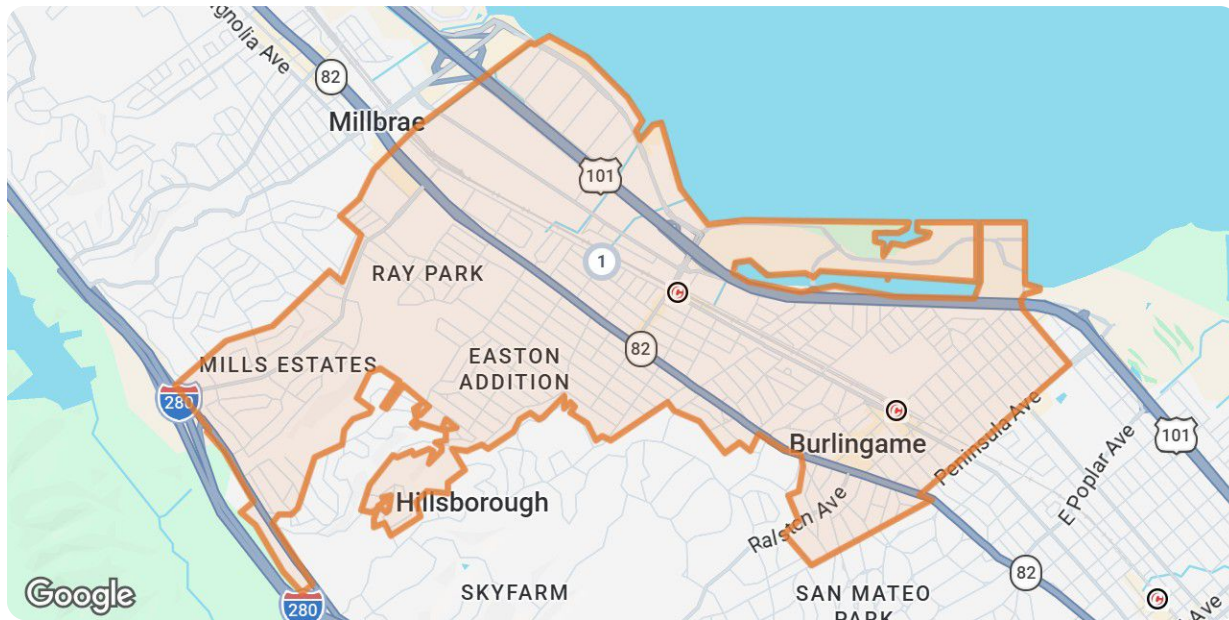


Closed: 10 properties		Property Type	Beds / Baths	Living Area (sq ft)	Lot Size / Year Built	Closed Date / Days in RPR	Closed Price / \$ Per Sq Ft	List to Sold Price %
1	 <p>200 Occidental Ave Burlingame, CA 94010 MLS ID: 82044617</p> <p>Closed / For Sale</p> <p><i>Courtesy of Coldwell Banker Realty</i></p>	Single Family	3/3	2,740	0.25 acres 1922	6/5/2026 11 days	\$4,150,000 \$1,515/sq ft	↑ 3.88%
2	 <p>165 Pepper Ave Burlingame, CA 94010 MLS ID: 82046193</p> <p>Closed / For Sale</p> <p><i>Courtesy of Compass</i></p>	Single Family	3/3	2,510	10,654 sqft 1954	6/5/2026 6 days	\$4,750,000 \$1,892/sq ft	↑ 21.95%
3	 <p>1746 Quesada Way Burlingame, CA 94010 MLS ID: 82045325</p> <p>Closed / For Sale</p> <p><i>Courtesy of KW Advisors</i></p>	Single Family	2/2	1,720	8,480 sqft 1955	6/3/2026 13 days	\$2,900,000 \$1,686/sq ft	↑ 16.09%
4	 <p>1316 Paloma Ave Burlingame, CA 94010 MLS ID: 82044002</p> <p>Closed / For Sale</p> <p><i>Courtesy of KW Advisors</i></p>	Single Family	4/3	3,100	6,000 sqft 1920	6/1/2026 7 days	\$2,995,000 \$966/sq ft	-
5	 <p>1515 Arc Way, Apt 105 Burlingame, CA 94010 MLS ID: 82043490</p> <p>Closed / For Sale</p> <p><i>Courtesy of KW Advisors</i></p>	Condo/Townhouse/Apt.	1/1	860	771 sqft 1973	5/28/2026 25 days	\$655,000 \$762/sq ft	↑ 1.08%

Closed: 10 properties		Property Type	Beds / Baths	Living Area (sq ft)	Lot Size / Year Built	Closed Date / Days in RPR	Closed Price / \$ Per Sq Ft	List to Sold Price %
6	<p>216 Bloomfield Rd Burlingame, CA 94010 MLS ID: 82043771 Closed / For Sale</p> <p><i>Courtesy of Represent Realty</i></p>	Single Family	5/4	3,400	7,885 sqft 2006	5/28/2026 10 days	\$4,451,000 \$1,309/sq ft	↑ 6.03%
7	<p>2308 Hillside Dr Burlingame, CA 94010 MLS ID: 82043325 Closed / For Sale</p> <p><i>Courtesy of Christie's International Real Estate Sereno</i></p>	Single Family	4/4	2,105	6,000 sqft 2017	5/28/2026 7 days	\$3,700,000 \$1,758/sq ft	↑ 23.83%
8	<p>2615 Hillside Dr Burlingame, CA 94010 MLS ID: 82042467 Closed / For Sale</p> <p><i>Courtesy of Golden Gate Sotheby's International Realty</i></p>	Single Family	5/6	3,419	6,000 sqft 2026	5/28/2026 14 days	\$5,300,000 \$1,550/sq ft	↑ 6.04%
9	<p>741 Lexington Way Burlingame, CA 94010 MLS ID: 82048920 Closed / For Sale</p> <p><i>Courtesy of Coldwell Banker Realty</i></p>	Single Family	2/1	1,380	5,038 sqft 1939	5/28/2026 - days	\$2,510,000 \$1,819/sq ft	-
10	<p>1132 Palm Dr Burlingame, CA 94010 MLS ID: 82046105 Closed / For Sale</p> <p><i>Courtesy of Golden Gate Sotheby's International Realty</i></p>	Single Family	2/1	1,170	5,095 sqft 1926	5/28/2026 9 days	\$1,920,000 \$1,641/sq ft	↑ 12.94%

Distressed

Source: Public Records and Listings



Legend

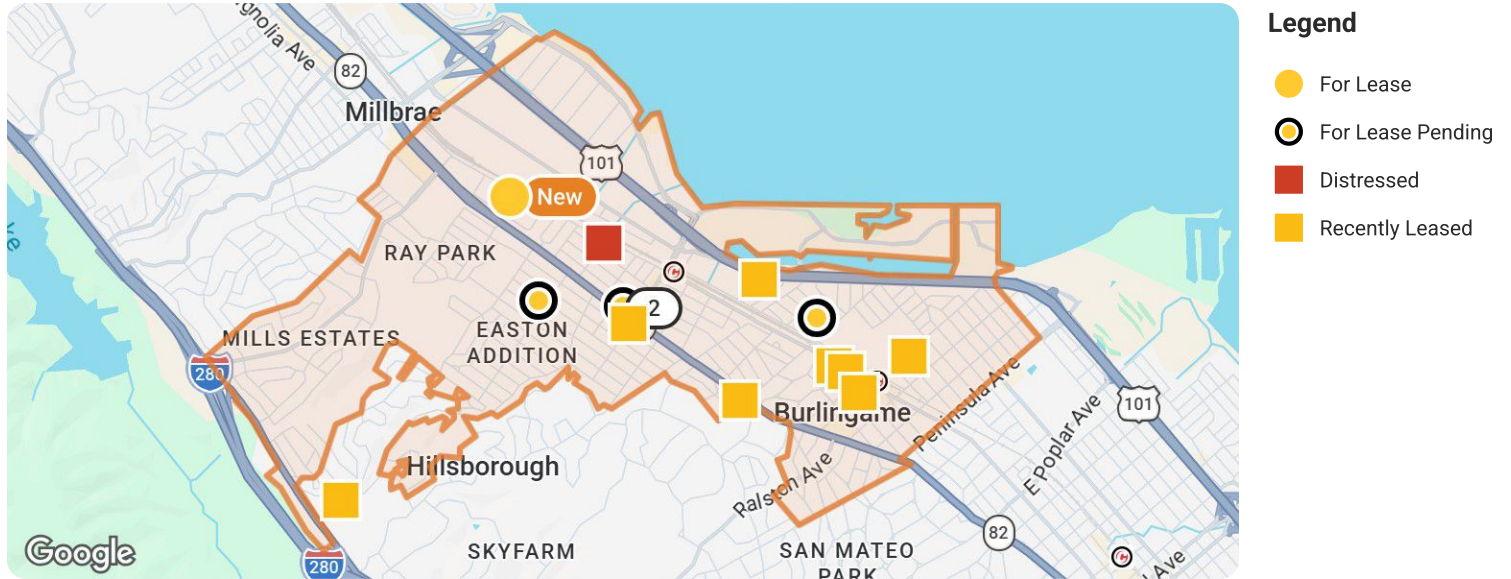
- Off Market, Hold, Withdrawn, Expired, or Canceled



Distressed: 1 properties		Property Type	Beds / Baths	Living Area (sq ft)	Lot Size / Year Built	List Date / Days in RPR	List Price / \$ Per Sq Ft	Distressed Date / Type
1	1100 Grove Ave Burlingame, CA 94010 Closed / Public Record	Single Family	2/1	870	4,306 sqft 1940	- - days	- \$1,544/sq ft	4/1/2026 Notice of Default

Summary

For Lease Activity in the Last 3 Months



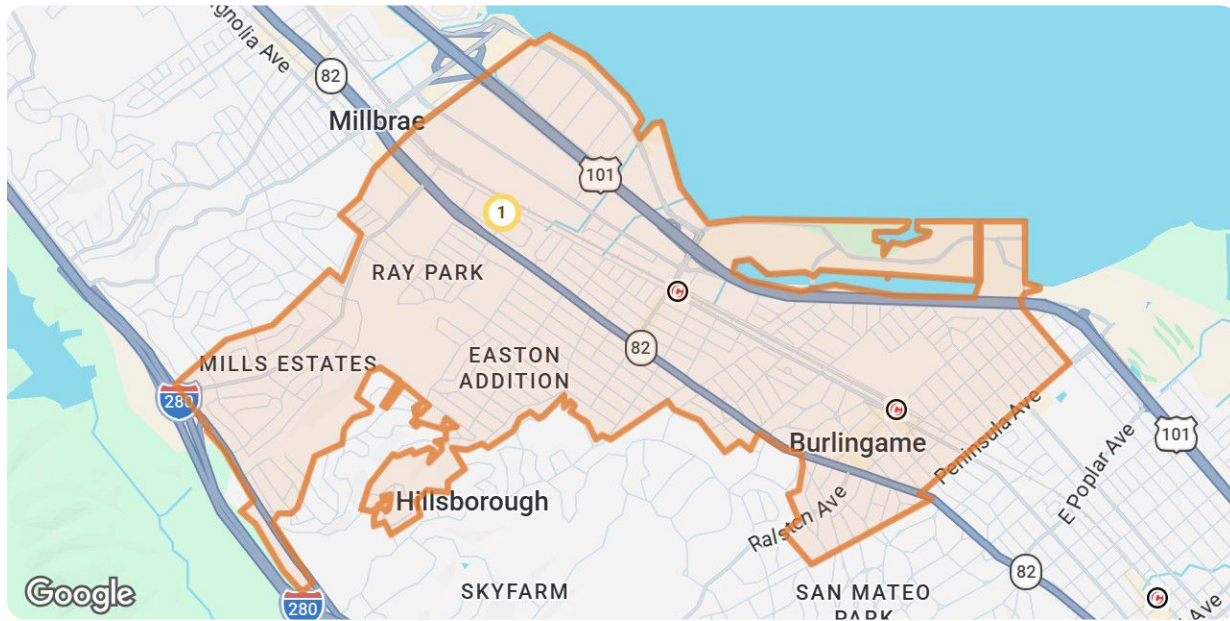
	New	Pending	Closed	Distressed
Number of Properties	1	3	10	1
Lowest Listing Price / Est.Value	\$5,600	\$5,495	\$1,950	\$1,343,320
Median Listing Price / Est.Value	\$5,600	\$5,700	\$2,973	\$1,343,320
Highest Listing Price / Est.Value	\$5,600	\$6,500	\$15,000	\$1,343,320
Average Price / sqft	\$5	\$4	\$3	\$1,544
Median Price / sqft	\$5	\$4	\$4	\$1,544
Average Days in RPR	17	22	64	-
Median Days in RPR	17	18	27	-
Total Volume	\$5,600	\$17,695	\$43,245	\$1,343,320
Source	Listings	Listings	Public Records & Listings	Public Records & Listings

Burlingame, California

Market Activity Breakdown

New


Source: Listings



Legend

● Active For Lease

New: 1 properties		Property Type	Beds / Baths	Living Area (sq ft)	Lot Size	Year Built	List Date / Days in RPR	List Price / \$ Per Sq Ft
-------------------	--	---------------	--------------	---------------------	----------	------------	-------------------------	---------------------------

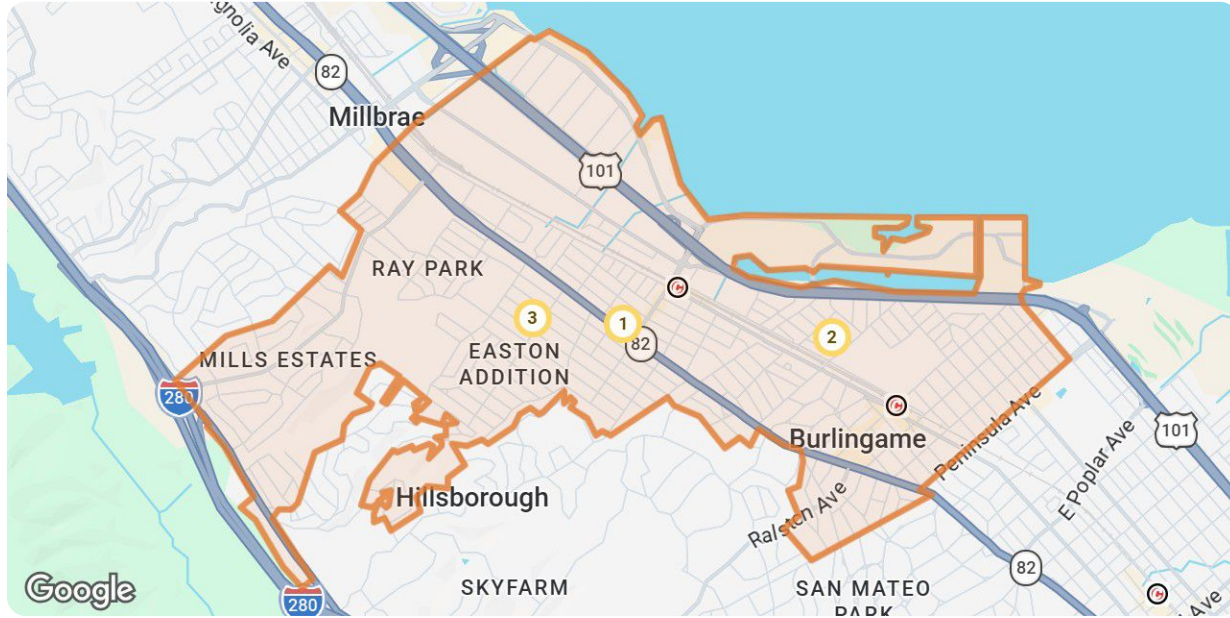
1	 <p>1109 Hamilton Ln Burlingame, CA 94010 MLS ID: 82048115</p> <p>● Active / For Lease</p>	Single Family	2/1	1,120	5,103 sqft	1941	5/21/2026 17 days	\$5,600 mo. \$5/sq ft
--	---	---------------	-----	-------	------------	------	----------------------	--------------------------

Courtesy of Golden Gate Sotheby's International Realty



Pending

Source: Listings



Legend

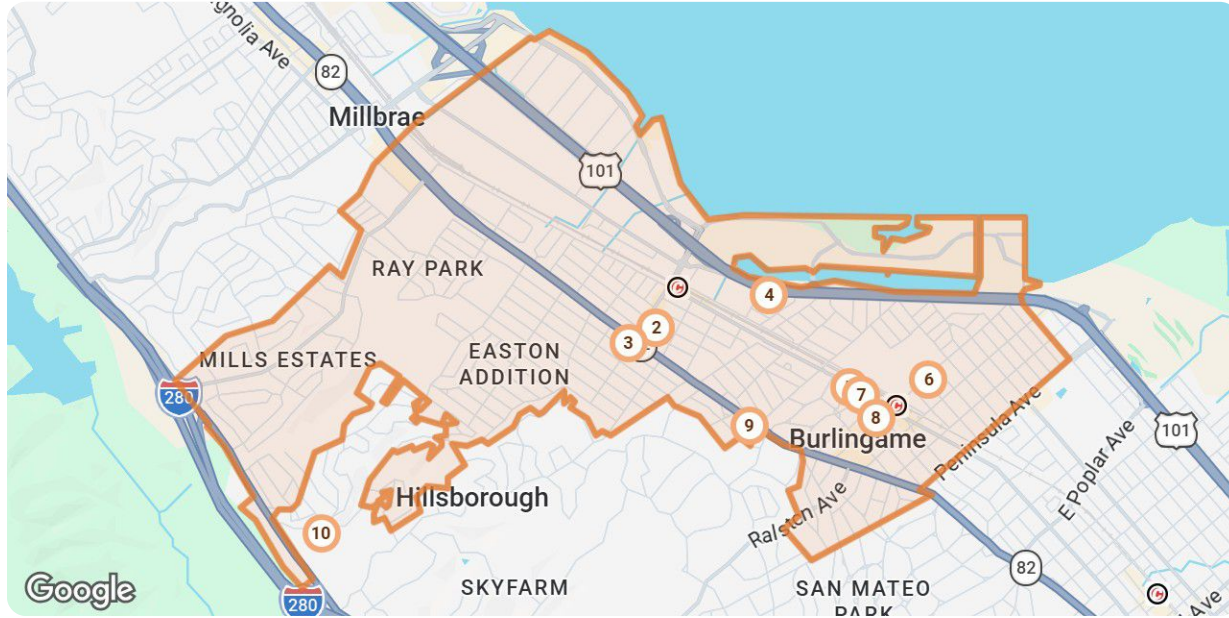
● Active For Lease

Pending: 3 properties		Property Type	Beds / Baths	Living Area (sq ft)	Lot Size / Year Built	List Date	List Price / \$ Per Sq Ft	Pending Date / Days in RPR
1	 <p>1226 El Camino Real, Apt 403 Burlingame, CA 94010 MLS ID: 82047700 ● Pending / For Lease <i>Courtesy of Compass</i></p>	Condo/Townhouse/Apt.	2/2	1,580	1,830 sqft 2010	5/18/2026	\$6,500 mo. \$4/sq ft	6/5/2026 18 days
2	 <p>725 Laurel Ave Burlingame, CA 94010 MLS ID: 82046036 ● Pending / For Lease <i>Courtesy of Coldwell Banker Realty</i></p>	Single Family	3/2	1,111	0.25 acres 1958	5/6/2026	\$5,495 mo. \$5/sq ft	5/21/2026 15 days
3	 <p>1411 Cabrillo Ave Burlingame, CA 94010 MLS ID: 82041338 ● Pending / For Lease <i>Courtesy of A.V.R. Realty, Inc.</i></p>	Single Family	3/1	1,500	6,000 sqft 1959	4/2/2026	\$5,700 mo. \$4/sq ft	5/4/2026 32 days

Burlingame, California

Closed

Source: Public Records and Listings



Legend

● Closed

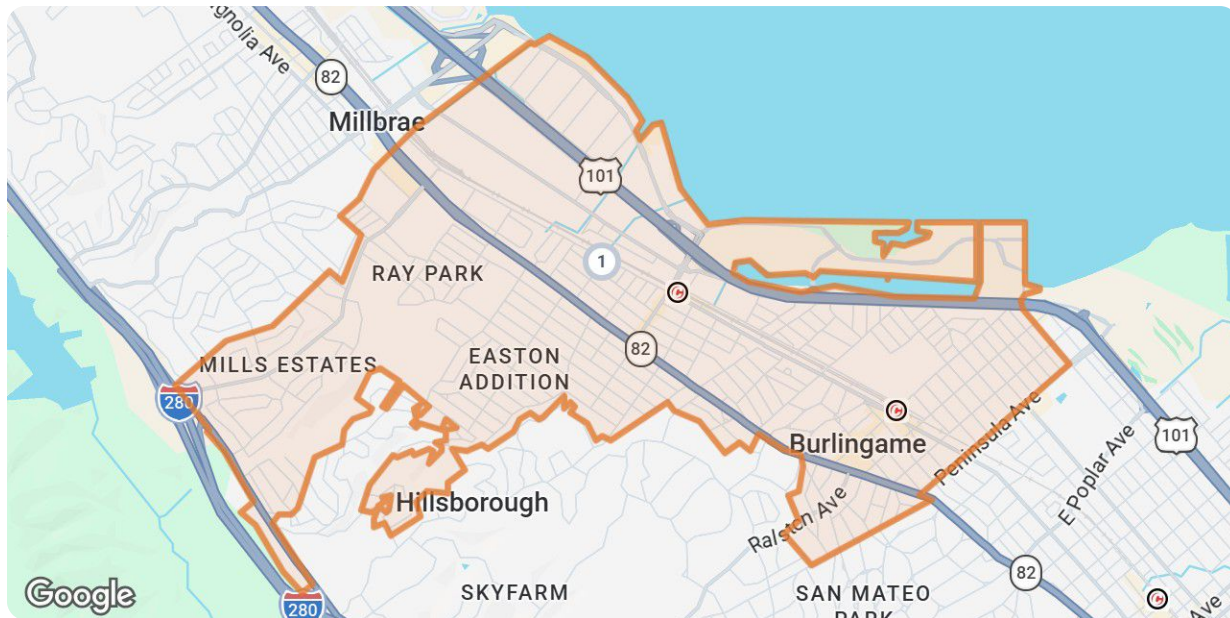
Closed: 10 properties		Property Type	Beds / Baths	Living Area (sq ft)	Lot Size / Year Built	Closed Date / Days in RPR	Closed Price / \$ Per Sq Ft	List to Sold Price %
1	 <p>1133 Paloma Ave, Apt 1 Burlingame, CA 94010 MLS ID: 82039193 ■ Closed / For Lease <i>Courtesy of Carrick & English R.E.</i></p>	Condo/Townhouse/Apt.	1/1	8,000	5,750 sqft / 1977	6/4/2026 / 74 days	- / -/sq ft	-
2	 <p>1133 Paloma Ave Burlingame, CA 94010 MLS ID: 82049794 ■ Closed / For Lease <i>Courtesy of Carrick & English R.E.</i></p>	Condo/Townhouse/Apt.	1/1	6,863	5,750 sqft / 1962	6/4/2026 / - days	- / -/sq ft	-
3	 <p>1500 Broadway, Apt 301 Burlingame, CA 94010 MLS ID: 82047093 ■ Closed / For Lease <i>Courtesy of Compass</i></p>	Condo/Townhouse/Apt.	2/2	1,180	0.41 acres / 1973	5/27/2026 / 5 days	- / \$4/sq ft	-
4	 <p>945 Rollins Rd Burlingame, CA 94010 MLS ID: 82023044 ■ Closed / For Lease <i>Courtesy of A.V.R. Realty, Inc.</i></p>	Condo/Townhouse/Apt.	2/1	5,366	5,366 sqft / 1964	4/25/2026 / 209 days	- / \$1/sq ft	-
5	 <p>1101 Douglas Ave Burlingame, CA 94010 MLS ID: 82043243 ■ Closed / For Lease <i>Courtesy of Coldwell Banker Realty</i></p>	Condo/Townhouse/Apt.	1/1	650	4,591 sqft / 1910	4/16/2026 / - days	- / \$5/sq ft	-



Closed: 10 properties		Property Type	Beds / Baths	Living Area (sq ft)	Lot Size / Year Built	Closed Date / Days in RPR	Closed Price / \$ Per Sq Ft	List to Sold Price %
	 815 Burlingame Ave Burlingame, CA 94010 MLS ID: 82038829 ■ Closed / For Lease <i>Courtesy of Coldwell Banker Realty</i>	Condo/Townhouse/Apt.	2/1	935	5,000 sqft / 1955	4/10/2026 / 15 days	- / \$4/sq ft	-
	 405 California Dr Burlingame, CA 94010 MLS ID: 82040770 ■ Closed / For Lease <i>Courtesy of Heritage Realty</i>	Single Family	1/2	600	100 sqft / 1922	4/4/2026 / 3 days	- / \$4/sq ft	-
	 1206 Burlingame Ave, #2 Burlingame, CA 94010 MLS ID: 82026200 ■ Closed / For Lease <i>Courtesy of Green Banker Realty</i>	Condo/Townhouse/Apt.	-/1	400	- / 1990	4/1/2026 / 154 days	- / \$7/sq ft	-
	 735 El Camino Real, Apt 102 Burlingame, CA 94010 MLS ID: 82036645 ■ Closed / For Lease <i>Courtesy of Starts Pacific Inc</i>	Condo/Townhouse/Apt.	2/1	1,001	1,014 sqft / 1981	4/1/2026 / 33 days	- / \$4/sq ft	-
	 160 Tiptoe Ln Burlingame, CA 94010 MLS ID: 82035162 ■ Closed / For Lease <i>Courtesy of Coldwell Banker Realty</i>	Single Family	6/7	4,800	10,062 sqft / 2020	4/1/2026 / 21 days	- / \$3/sq ft	-

Distressed


Source: Public Records and Listings



Legend

- Off Market, Hold, Withdrawn, Expired, or Canceled

Burlingame, California

Distressed: 1 properties		Property Type	Beds / Baths	Living Area (sq ft)	Lot Size / Year Built	List Date / Days in RPR	List Price / \$ Per Sq Ft	Distressed Date / Type		
1		1100 Grove Ave Burlingame, CA 94010		Single Family	2/1	870	4,306 sqft 1940	- - days	- \$1,544/sq ft	4/1/2026 Notice of Default
		 Closed / Public Record								

About RPR

- RPR® is the nation's largest property database, exclusively for REALTORS®. It empowers REALTORS® to help buyers and sellers make informed decisions, backed by a real estate database covering more than 160 million residential and commercial properties in the United States.
- RPR is a wholly owned subsidiary of the National Association of REALTORS® and a member benefit to REALTORS®.
- RPR's data sources range from MLSs and county-level tax and assessment offices, to the U.S. Census and FEMA, to specialty data set providers such as Esri (consumer data), Niche (school information) and Precisely (geographic boundaries).

Learn More

For more information about RPR, please visit RPR's public website: <https://blog.narrpr.com>

