

North Brunswick, NJ 08902


Market Trends

Market Trends for North Brunswick, NJ 08902

Condo/Townhouse/Apt.

March 2026

Market Type



Seller's Market

Balanced Market

Buyer's Market

Key Details

<p>Months of Inventory</p> <p>2.07</p> <p>↑ 10.7% MoM</p>	<p>Sold to List Price %</p> <p>99.6%</p> <p>↑ 0.66% MoM</p>	<p>Median Days in RPR</p> <p>16</p> <p>↓ 50% MoM</p>	<p>Median Sold Price</p> <p>\$430,500</p> <p>↑ 2.14% MoM</p>
------------------------------------------------------------------	--------------------------------------------------------------------	-------------------------------------------------------------	---------------------------------------------------------------------

March 2026 Median Estimated Property Value

Condo/Townhouse/Apt.

This graphic displays property estimates for a market area and a subject property, where one has been selected. Estimated property values are generated by a valuation model and are not formal appraisals.

Source: Public records, and MLS sources where licensed

Update Frequency: Monthly

Median Estimated Value

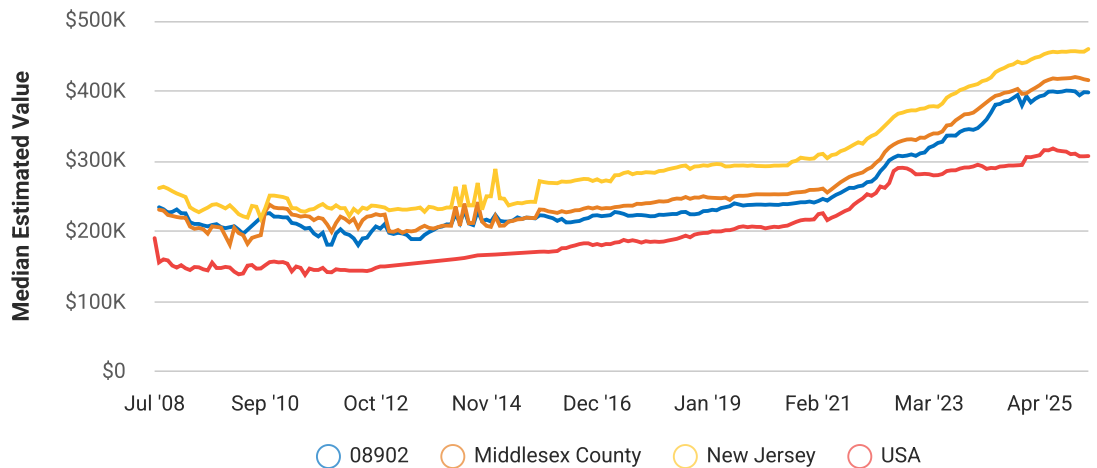
\$398,090

Last Month Change

-0.1%

12 Month Change

+2.3%



North Brunswick, NJ 08902

March 2026 Active Listings

North Brunswick, NJ 08902

Condo/Townhouse/Apt.

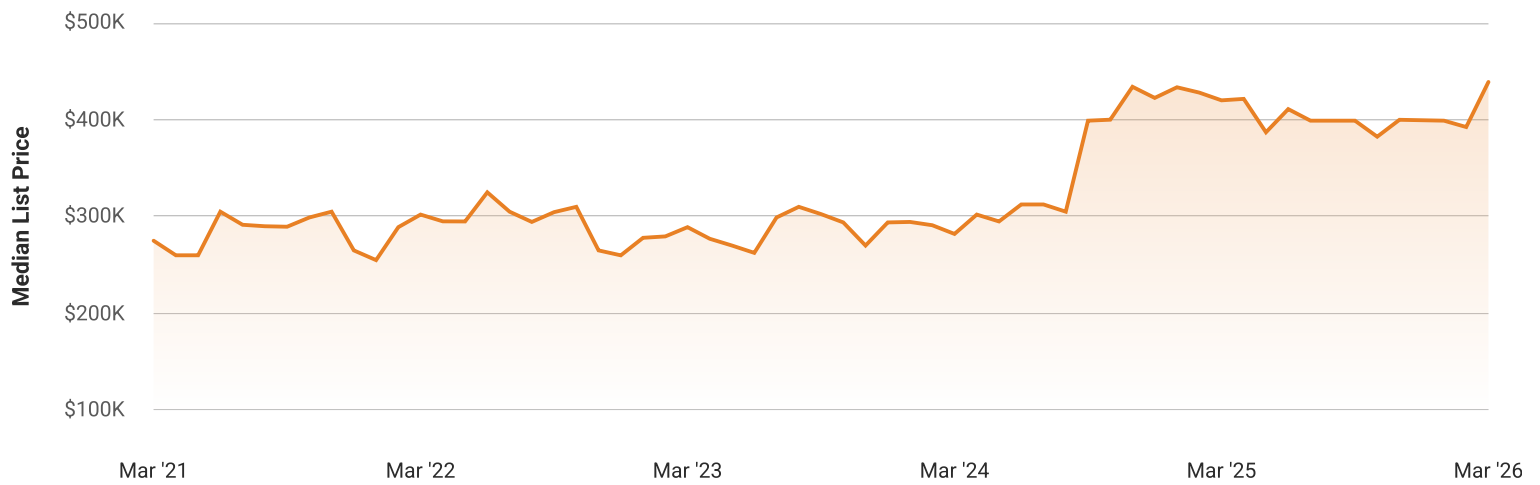
This graphic summarizes key statistics for properties that were in an active status on the last day of each month. RPR uses list date and a derived pending date to determine if the listing was active on the last day of the month. An end-of-month snapshot of active listings helps to understand inventory levels, price points and duration on the market.

Source: Listing sources

Update Frequency: Monthly

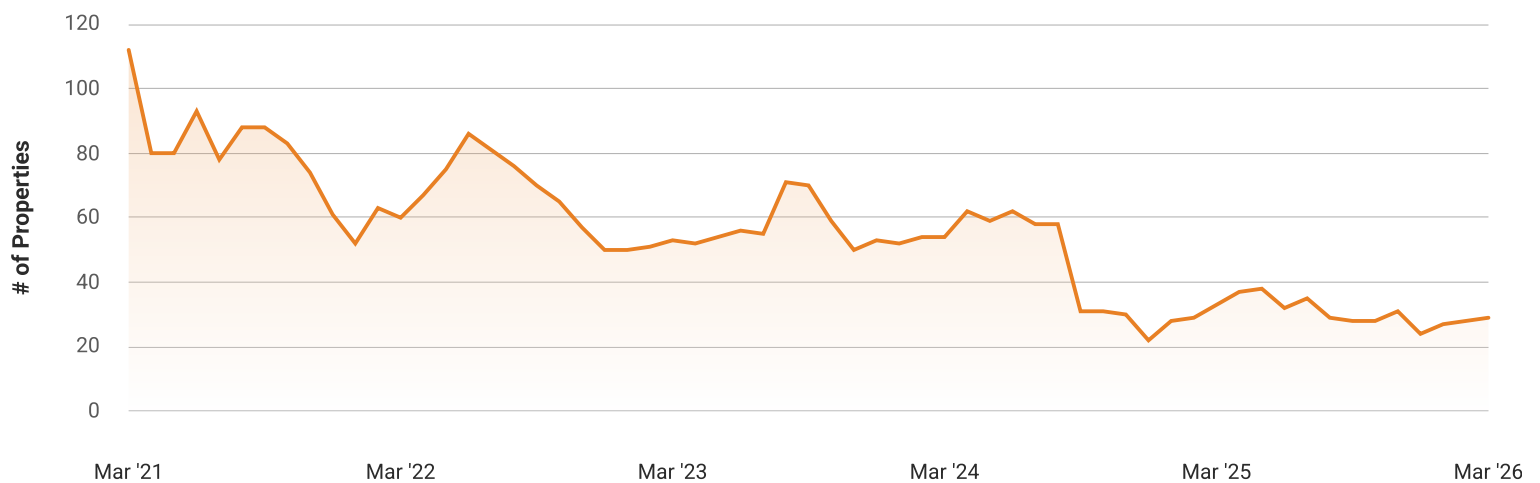
Median List Price - \$439,000

↑ 11.9% Month over Month



of Properties - 29

↑ 3.6% Month over Month



North Brunswick, NJ 08902

March 2026 Pending Listings

North Brunswick, NJ 08902

Condo/Townhouse/Apt.

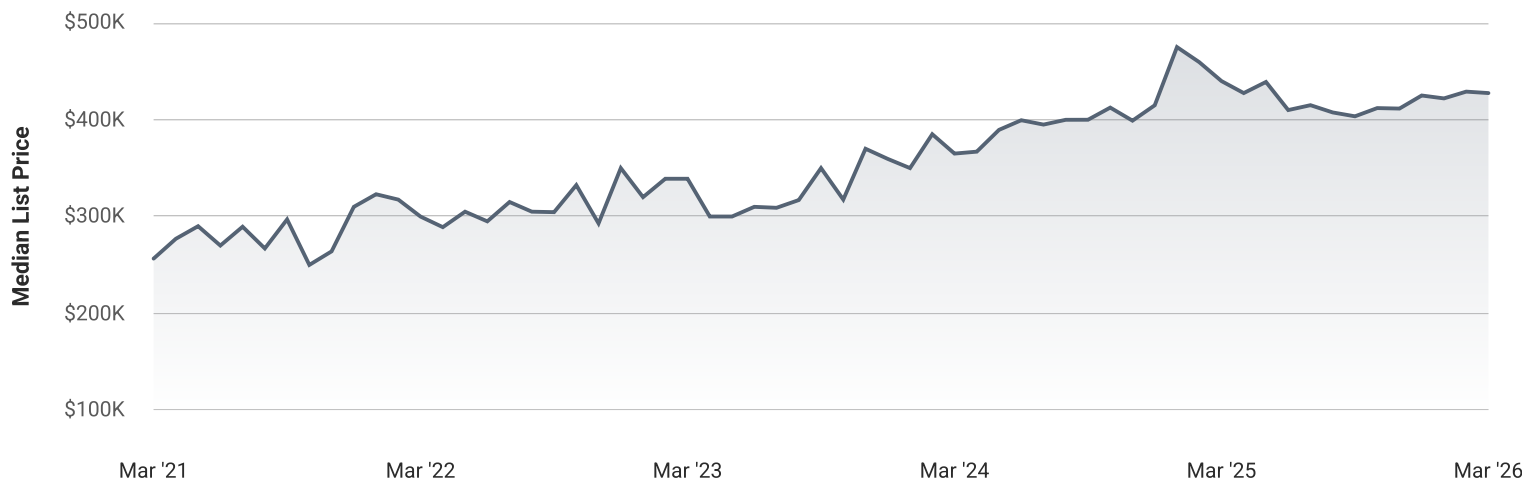
This graphic summarizes key statistics for properties that were in a pending status on the last day of the month. RPR uses the list date, a derived pending date and a derived off-market status date to determine if the listing was in a pending status on the last day of the month. An end-of-month snapshot of pending listings helps to understand inventory that is waiting to close, price points and duration on the market.

Source: Listing sources

Update Frequency: Monthly

Median List Price - \$427,500

↓ 0.3% Month over Month



of Properties - 24

↑ 14.3% Month over Month



North Brunswick, NJ 08902

March 2026 Sold Listings

North Brunswick, NJ 08902

Condo/Townhouse/Apt.

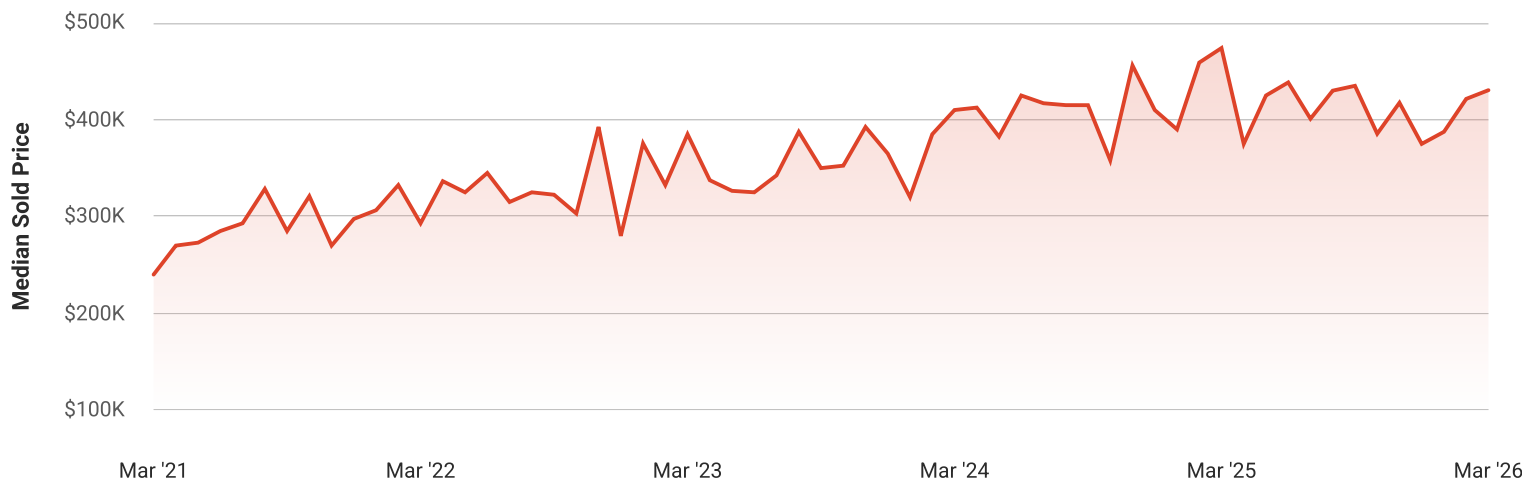
This graphic summarizes key statistics for properties that sold each month. RPR uses a derived sold date to determine when a property moved into a sold status within the given month. These statistics are important for understanding the price points on sold properties as well as the difference between the list price and sold price, which reveals whether buyers are paying over or under the asking price.

Source: Listing sources

Update Frequency: Monthly

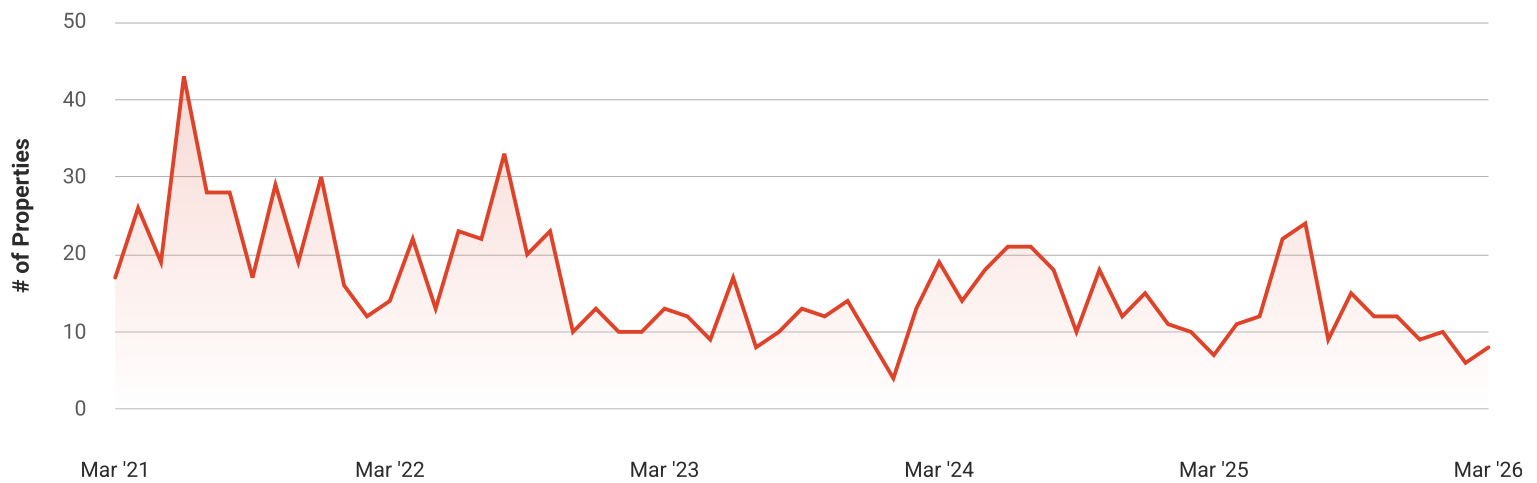
Median Sold Price - \$430,500

↑ 2.1% Month over Month



of Properties - 8

↑ 33.3% Month over Month



North Brunswick, NJ 08902

March 2026 Months Supply of Inv.

North Brunswick, NJ 08902

Condo/Townhouse/Apt.

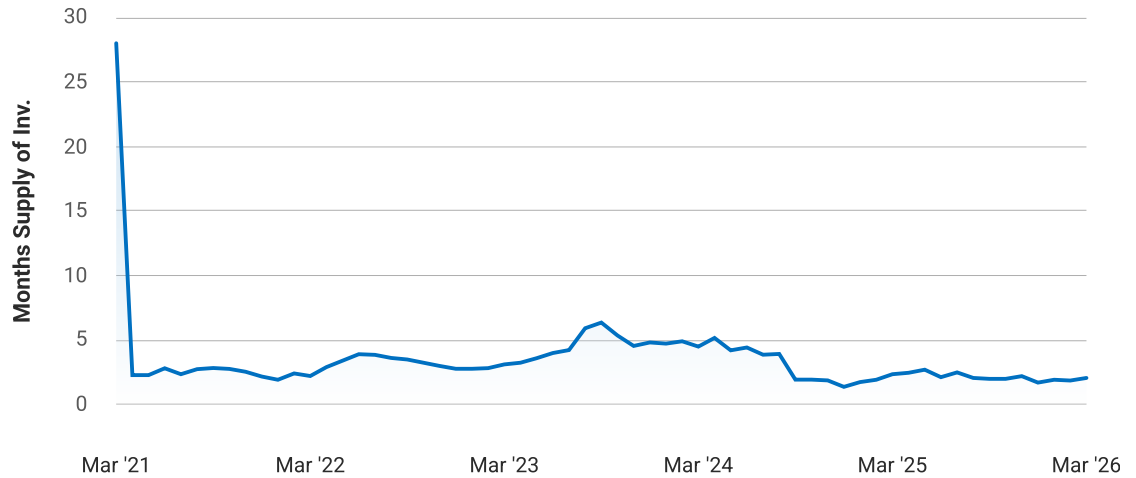
This graphic summarizes key statistics that describe the given month's inventory level and the percentage change in the last month and year.

Months of inventory is the number of months it will take a market to absorb the inventory that's available at the end of the month, based on the number of properties that typically go into pending each month. RPR calculates months of inventory by dividing the count of listings that were active on the last day of the month by a rolling 12-month average of newly pending listings.

Source: Listing sources

Update Frequency: Monthly

<p>Months Supply of Inv. 2.07</p>	<p>Last Month Change +10.7%</p>	<p>12 Month Change -12.3%</p>
-----------------------------------------------------	---------------------------------------------------	-------------------------------------------------



North Brunswick, NJ 08902

Sold Public Records

North Brunswick, NJ 08902

Condo/Townhouse/Apt.

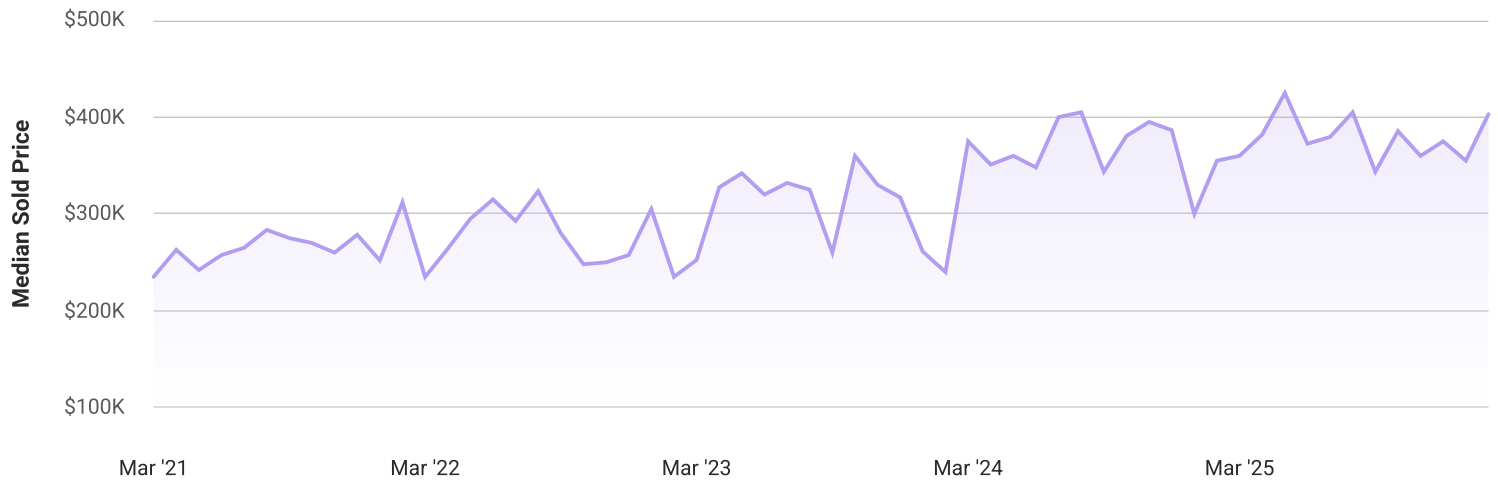
This graphic summarizes key statistics for properties that are sold each month. RPR uses a combination of dates in deed and assessment records to determine qualifying sale transactions each month. These statistics offer a complete view of everything that sold in a market area, whether it was listed in an MLS or not. Data is less accurate in non-disclosure states where some or all sale prices are not available through the public record. Non-disclosure states include Alaska, Idaho, Kansas, Louisiana, Mississippi, Missouri (some counties), Montana, New Mexico, North Dakota, Texas, Utah, and Wyoming. Note: Some counties, especially in rural areas, do not provide timely data updates.

Source: Public records data

Update Frequency: Monthly

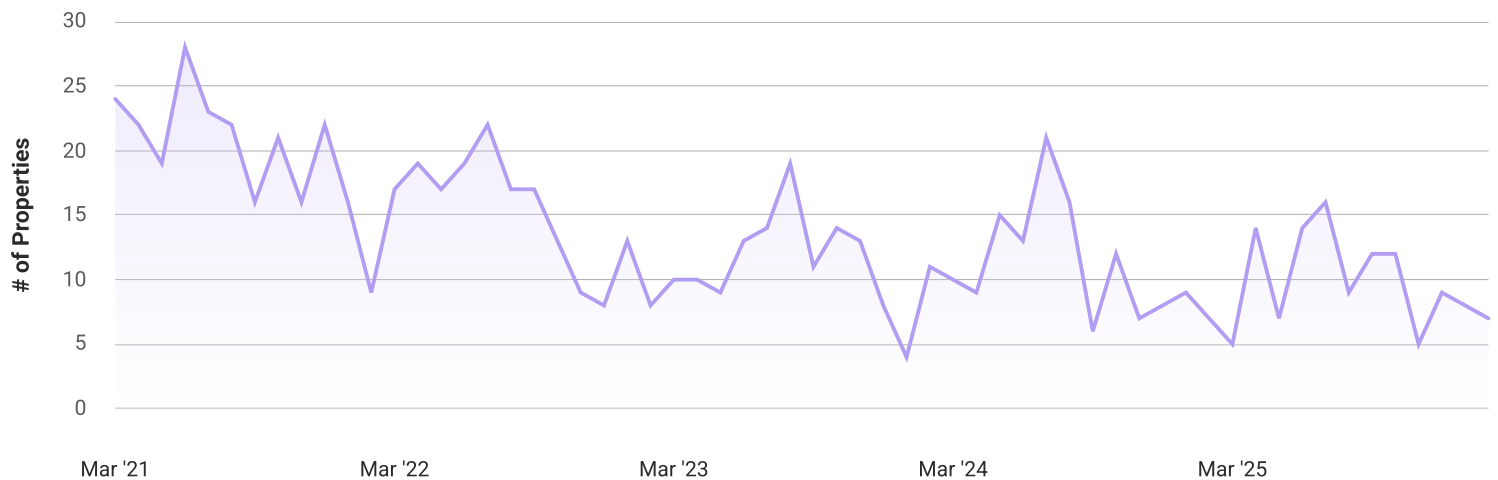
Median Sold Price - -

● Month over Month



of Properties - -

● Month over Month



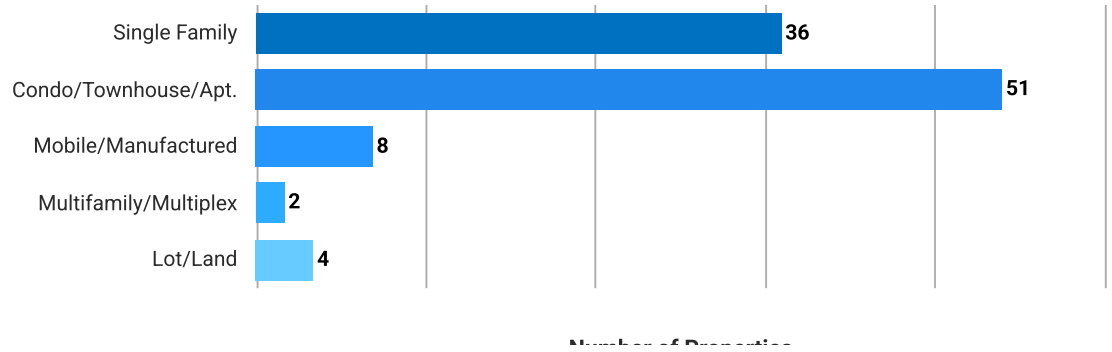
North Brunswick, NJ 08902

Listing Inventory in North Brunswick, NJ 08902

This chart shows the number of For Sale listings in a ZIP code by Property Type.

Source: On- and off-market listings sources

Update Frequency: Daily



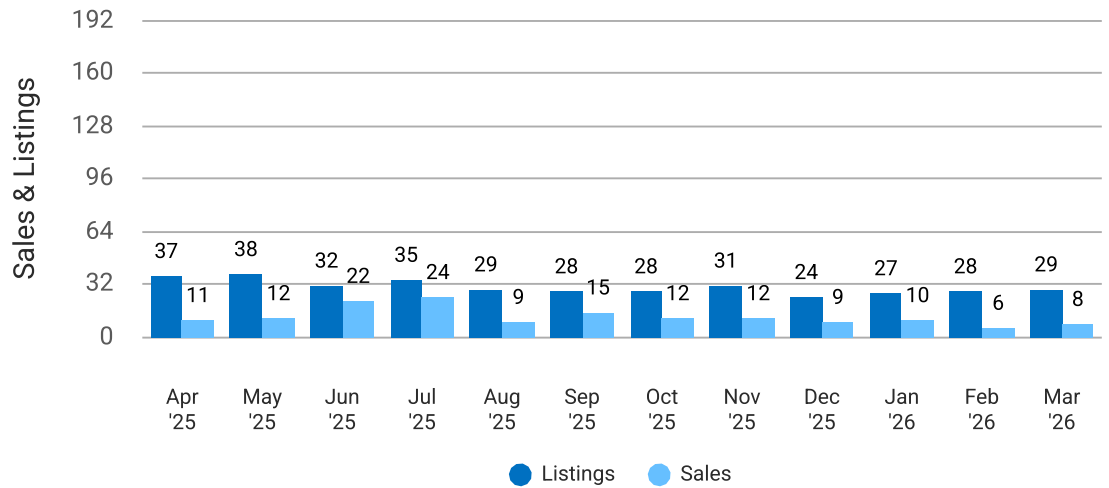
Total Sales and Active Listings in North Brunswick, NJ 08902

Condo/Townhouse/Apt.

This graph compares the number of sales with the number of active listings in the local market.

Source: MLS data where licensed

Update Frequency: Monthly



North Brunswick, NJ 08902

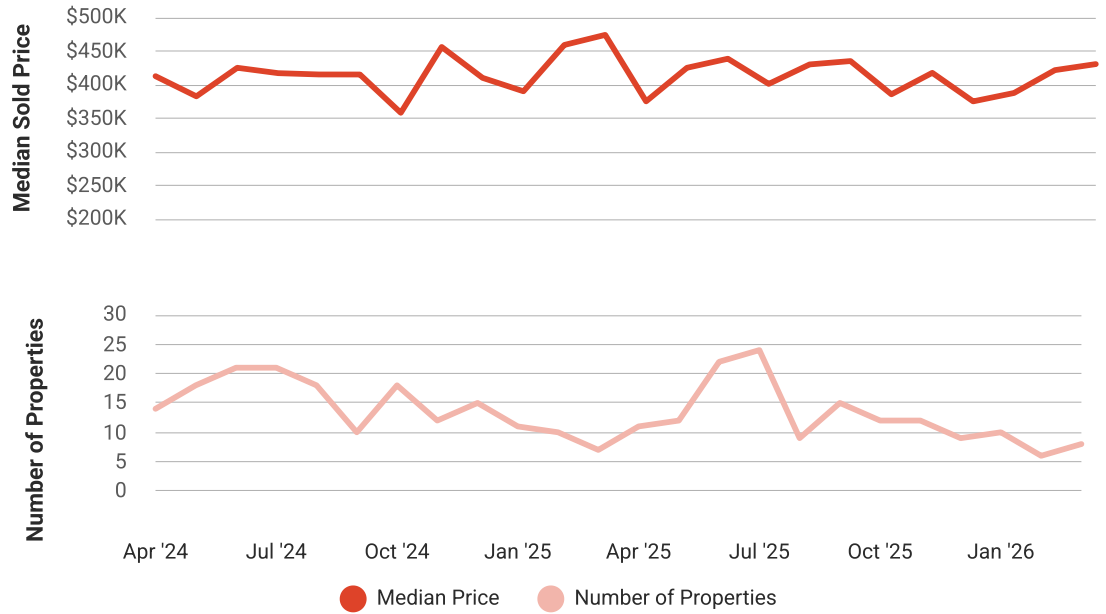
Median Sold Price vs Sold Listings in North Brunswick, NJ 08902

Condo/Townhouse/Apt.

This chart compares the trend of median sold price and number of sold listings for the given location.

Source: Listing Data

Update Frequency: Monthly



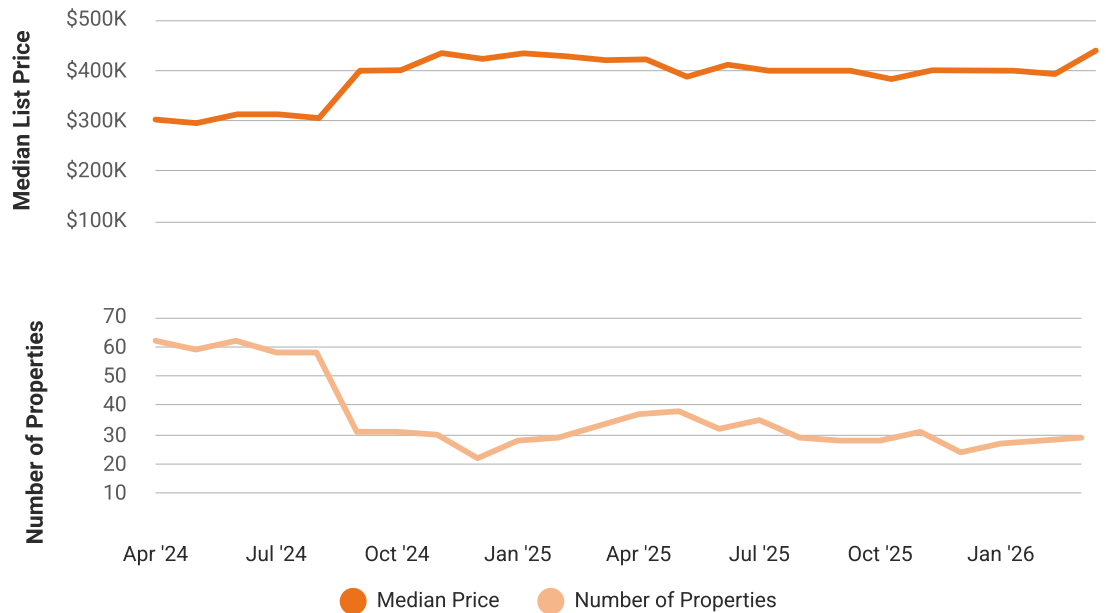
Median List Price vs Active Listings in North Brunswick, NJ 08902

Condo/Townhouse/Apt.

This chart compares the trend of median list price and number of active properties for the given location.

Source: Listing Data

Update Frequency: Monthly



Market Snapshot

Value and Price Changes

	Current	Last Month	Last 3 Months	Last 12 Months	Last 24 Months	Last 36 Months
Median Est. Property Value Last Updated: 3/31/2026	\$398,090	\$398,390 -0.08%	\$399,600 -0.38%	\$389,000 +2.34%	\$352,890 +12.81%	\$319,420 +24.63%
Median Sold Price Last Updated: 3/31/2026	\$430,500	\$421,500 +2.14%	\$375,000 +14.8%	\$474,000 -9.18%	\$410,000 +5%	\$385,000 +11.82%
Median List Price Last Updated: 3/31/2026	\$439,000	\$392,425 +11.87%	\$399,450 +9.9%	\$420,000 +4.52%	\$282,000 +55.67%	\$289,000 +51.9%

About this Data: Because some brokerages may choose not to include their MLS listing content within the RPR platform, the analysis contained in this report may not have been created using all the available listing data within this geographical market. Median estimated property values are generated by a valuation model and are not formal appraisals. Valuations are based on public records and MLS data where licensed. The Metrics displayed here reflect **All Residential Condo, Townhouse and Apartment properties** data.

Market Activity

Market Activity Filters

Sort Order: Date

Maximum Properties Per Change Type: 10

Change Types: New Listings, Pending, Closed, Open House

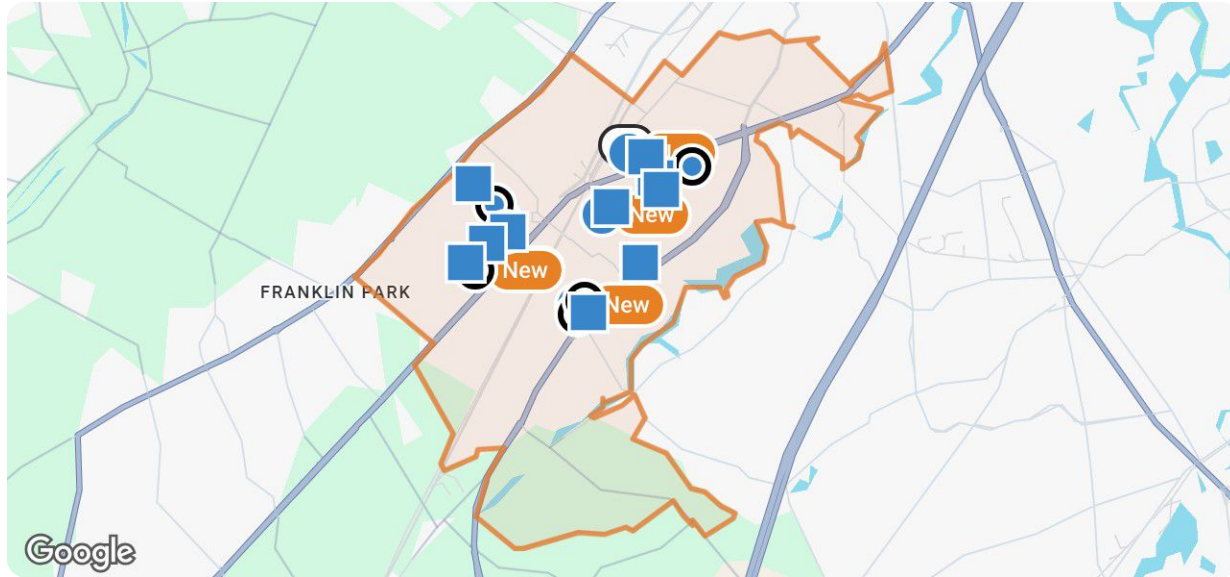
Property Types: Condo/Townhouse/Apt

Property Features: Sale Price: Any, Lease Price: Any, Beds: Any, Baths: Any, Living Area: Any, Lot Size (acre): Any, Year Built: Any

North Brunswick, NJ 08902

Summary

For Sale Activity in the Last Month



Legend

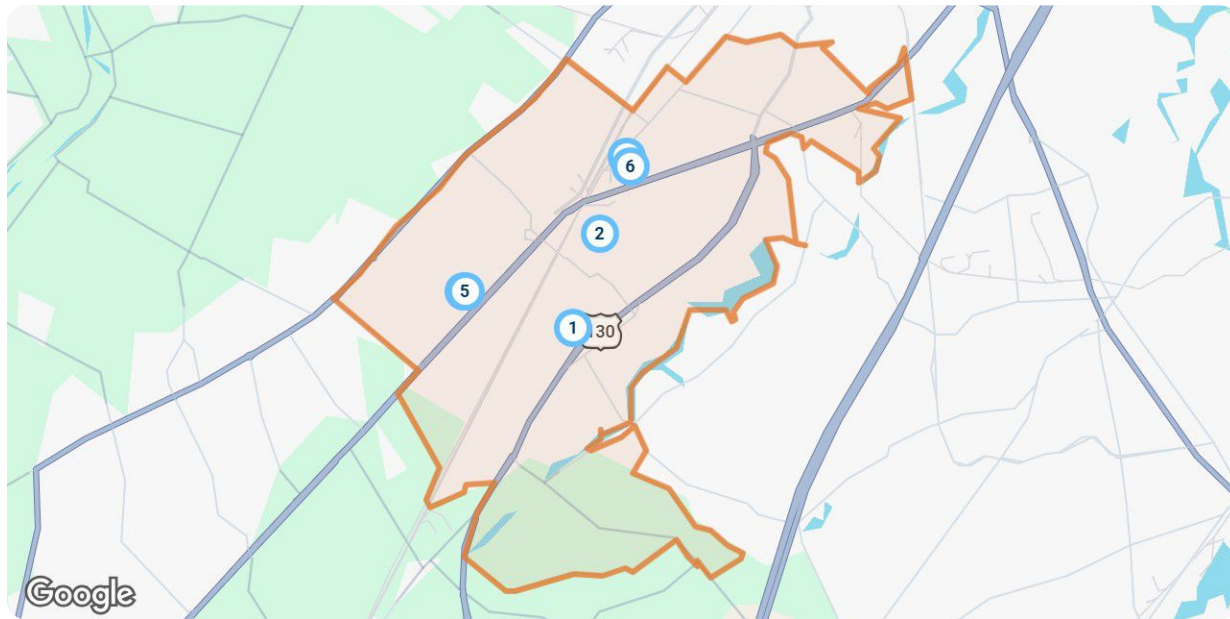
- For Sale
- For Sale Pending
- Recently Closed

	New	Pending	Open Houses	Closed
Number of Properties	10	10	1	9
Lowest Listing Price / Est.Value	\$299,999	\$359,000	\$679,900	\$330,000
Median Listing Price / Est.Value	\$426,850	\$469,450	\$679,900	\$420,000
Highest Listing Price / Est.Value	\$579,000	\$630,000	\$679,900	\$699,000
Average Price / sqft	\$314	\$323	\$304	\$320
Median Price / sqft	\$304	\$326	\$304	\$326
Average Days in RPR	9	48	18	32
Median Days in RPR	8	26	18	18
Total Volume	\$4,151,699	\$4,945,700	\$679,900	\$3,955,000
Source	Listings	Listings	Listings	Public Records & Listings

Market Activity Breakdown

New

Source: Listings



Legend

● Active For Sale

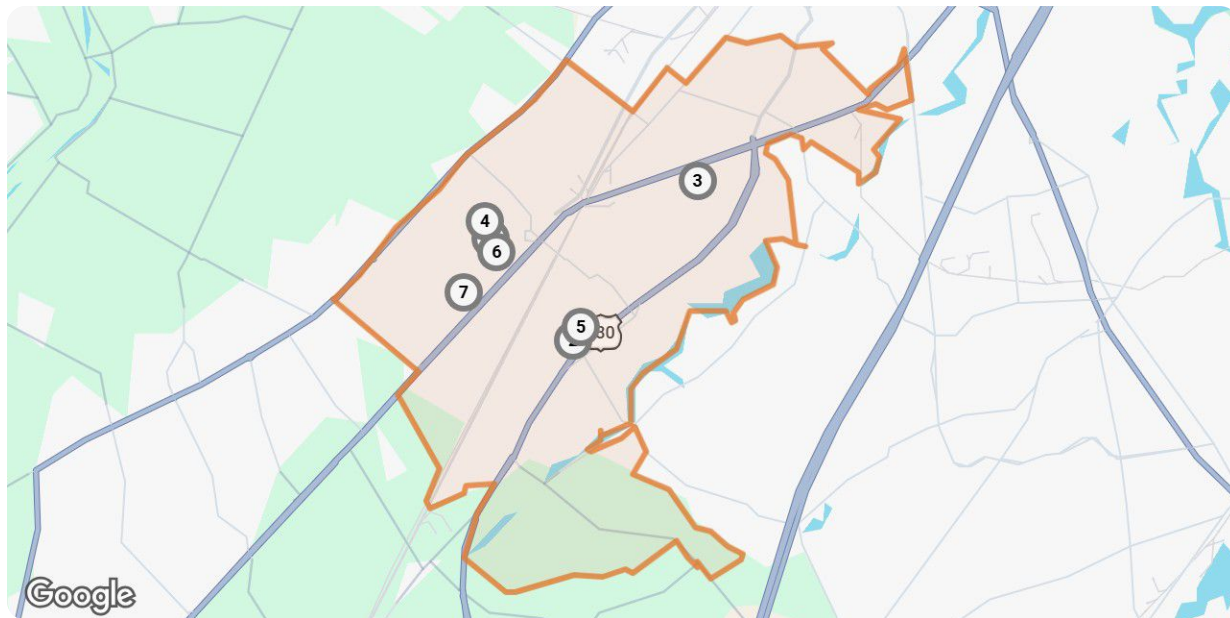
New: 10 properties		Property Type	Beds / Baths	Living Area (sq ft)	Lot Size	Year Built	List Date / Days in RPR	List Price / \$ Per Sq Ft
1	 <p>17 Pembroke Ave North Brunswick, NJ 08902 MLS ID: 2613430R ● Active / For Sale <i>Listing Courtesy of CENTURY 21 GLORIA ZASTKO REALT</i></p>	Condo/Townhouse/Apt.	2/2	1,106	8,764 sqft	1989	4/6/2026 1 day	\$360,000 \$325/sq ft
2	 <p>1335 Tupelo Ct North Brunswick, NJ 08902 MLS ID: 2613267R ● Active / For Sale <i>Listing Courtesy of KELLER WILLIAMS WEST MONMOUTH</i></p>	Condo/Townhouse/Apt.	3/3	1,570	2,413 sqft	1984	4/3/2026 4 days	\$465,000 \$296/sq ft
3	 <p>1212 Plymouth Rd North Brunswick, NJ 08902 MLS ID: 2613228R ● Active / For Sale <i>Listing Courtesy of KELLER WILLIAMS WEST MONMOUTH</i></p>	Condo/Townhouse/Apt.	3/3	1,864	0.4 acres	1999	4/2/2026 5 days	\$429,900 \$231/sq ft
4	 <p>710 N Oaks Blvd North Brunswick, NJ 08902 MLS ID: 2613189R ● Active / For Sale <i>Listing Courtesy of CAPC BROKER LLC</i></p>	Condo/Townhouse/Apt.	2/2	1,077	0.5 acres	1982	4/1/2026 6 days	\$299,999 \$279/sq ft
5	 <p>717 Stony Brook Way North Brunswick, NJ 08902 MLS ID: 2612596R ● Active / For Sale <i>Listing Courtesy of RE/MAX FIRST REALTY, INC.</i></p>	Condo/Townhouse/Apt.	2/3	1,426	0.77 acres	1998	4/1/2026 6 days	\$445,000 \$312/sq ft

North Brunswick, NJ 08902

New: 10 properties		Property Type	Beds / Baths	Living Area (sq ft)	Lot Size	Year Built	List Date / Days in RPR	List Price / \$ Per Sq Ft
6	<p>13 Albury Way North Brunswick, NJ 08902 MLS ID: 2612973R ● Active / For Sale</p> <p><i>Listing Courtesy of KELLER WILLIAMS ELITE REALTORS</i></p>	Condo/Townhouse/Apt.	2/3	1,621	8,712 sqft	1989	3/28/2026 10 days	\$469,000 \$289/sq ft
7	<p>89 Albury Way North Brunswick, NJ 08902 MLS ID: 2612867R ● Active / For Sale</p> <p><i>Listing Courtesy of REALTY OF AMERICA</i></p>	Condo/Townhouse/Apt.	2/1	1,177	-	1989	3/26/2026 12 days	\$345,000 \$293/sq ft
8	<p>258 Kempsey Dr North Brunswick, NJ 08902 MLS ID: 2612875R ● Active / For Sale</p> <p><i>Listing Courtesy of KELLER WILLIAMS REALTY MOOREST</i></p>	Condo/Townhouse/Apt.	3/1	927	-	1989	3/25/2026 13 days	\$335,000 \$361/sq ft
9	<p>382 Hadleigh Ln North Brunswick, NJ 08902 MLS ID: 2612723R ● Active / For Sale</p> <p><i>Listing Courtesy of COLDWELL BANKER REALTY</i></p>	Condo/Townhouse/Apt.	2/3	1,186	-	1989	3/23/2026 15 days	\$423,800 \$357/sq ft
10	<p>203 Concord Pl North Brunswick, NJ 08902 MLS ID: 2661497M ● Active / For Sale</p> <p><i>Listing Courtesy of RE/MAX FIRST REALTY, INC.</i></p>	Condo/Townhouse/Apt.	3/3	1,480	1.23 acres	1994	3/22/2026 16 days	\$579,000 \$391/sq ft

Pending

Source: Listings













Legend

● Pending



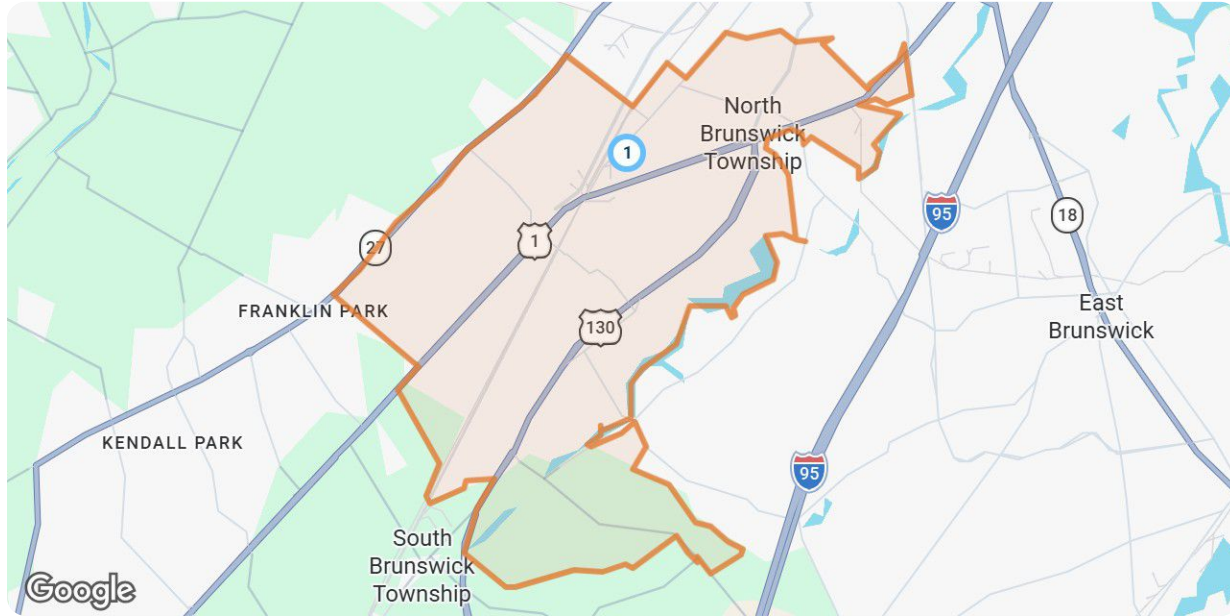
North Brunswick, NJ 08902

Pending: 10 properties		Property Type	Beds / Baths	Living Area (sq ft)	Lot Size / Year Built	List Date	List Price / \$ Per Sq Ft	Pending Date / Days in RPR
1	 <p>93 Amy Dr North Brunswick, NJ 08902 MLS ID: 2611683R Pending / For Sale</p> <p><i>Listing Courtesy of CENTURY 21 GLORIA ZASTKO REALT</i></p>	Condo/Townhouse/Apt.	3/3	1,518	1,620 sqft / 2000	3/5/2026	\$599,000 / \$395/sq ft	4/6/2026 / 32 days
2	 <p>100 Goodwin Dr North Brunswick, NJ 08902 MLS ID: 2612597R Pending / For Sale</p> <p><i>Listing Courtesy of KELLER WILLIAMS ELITE REALTORS</i></p>	Condo/Townhouse/Apt.	3/3	1,760	8,764 sqft / 1991	3/22/2026	\$499,900 / \$284/sq ft	4/2/2026 / 11 days
3	 <p>4905 N Oaks Blvd North Brunswick, NJ 08902 MLS ID: 2611906R Pending / For Sale</p> <p><i>Listing Courtesy of CENTURY 21 GLORIA ZASTKO REALT</i></p>	Condo/Townhouse/Apt.	3/3	1,754	1,725 sqft / 1988	3/10/2026	\$439,000 / \$250/sq ft	4/2/2026 / 23 days
4	 <p>24 Hawthorne Rd North Brunswick, NJ 08902 MLS ID: 2607344R Pending / For Sale</p> <p><i>Listing Courtesy of CENTURY 21 GLORIA ZASTKO REALT</i></p>	Condo/Townhouse/Apt.	3/3	1,744	2,352 sqft / 2006	11/11/2025	\$589,000 / \$338/sq ft	4/1/2026 / 141 days
5	 <p>310 Willowbrook Dr North Brunswick, NJ 08902 MLS ID: 2606378R Pending / For Sale</p> <p><i>Listing Courtesy of CENTURY 21 J.J. LAUFER</i></p>	Condo/Townhouse/Apt.	2/2	1,574	1.63 acres / 1982	10/24/2025	\$399,900 / \$254/sq ft	4/1/2026 / 159 days
6	 <p>2421 Canterbury Ln North Brunswick, NJ 08902 MLS ID: 2611689R Pending / For Sale</p> <p><i>Listing Courtesy of WEICHERT CO REALTORS</i></p>	Condo/Townhouse/Apt.	3/3	1,920	6,499 sqft / 2012	3/5/2026	\$630,000 / \$328/sq ft	3/31/2026 / 26 days
7	 <p>114 Jared Dr North Brunswick, NJ 08902 MLS ID: 2611381R Pending / For Sale</p> <p><i>Listing Courtesy of CENTURY 21 GLORIA ZASTKO REALT</i></p>	Condo/Townhouse/Apt.	3/3	1,575	1,620 sqft / 1998	2/19/2026	\$605,000 / \$384/sq ft	3/21/2026 / 30 days
8	 <p>480 Witney Ct North Brunswick, NJ 08902 MLS ID: 2611147R Pending / For Sale</p> <p><i>Listing Courtesy of KELLER WILLIAMS ELITE REALTORS</i></p>	Condo/Townhouse/Apt.	2/2	1,106	8,712 sqft / 1989	2/20/2026	\$359,000 / \$325/sq ft	3/17/2026 / 25 days
9	 <p>40 Kingston Run North Brunswick, NJ 08902 MLS ID: 2611205R Pending / For Sale</p> <p><i>Listing Courtesy of KELLER WILLIAMS REALTY OCEAN L</i></p>	Condo/Townhouse/Apt.	2/3	1,186	8,764 sqft / 1989	2/27/2026	\$425,000 / \$358/sq ft	3/16/2026 / 17 days
10	 <p>358 Hadleigh Ln North Brunswick, NJ 08902 MLS ID: 2611316R Pending / For Sale</p> <p><i>Listing Courtesy of EXP REALTY, LLC</i></p>	Condo/Townhouse/Apt.	3/3	1,274	8,712 sqft / 1989	2/27/2026	\$399,900 / \$314/sq ft	3/15/2026 / 16 days

North Brunswick, NJ 08902


Open Houses

Source: Listings



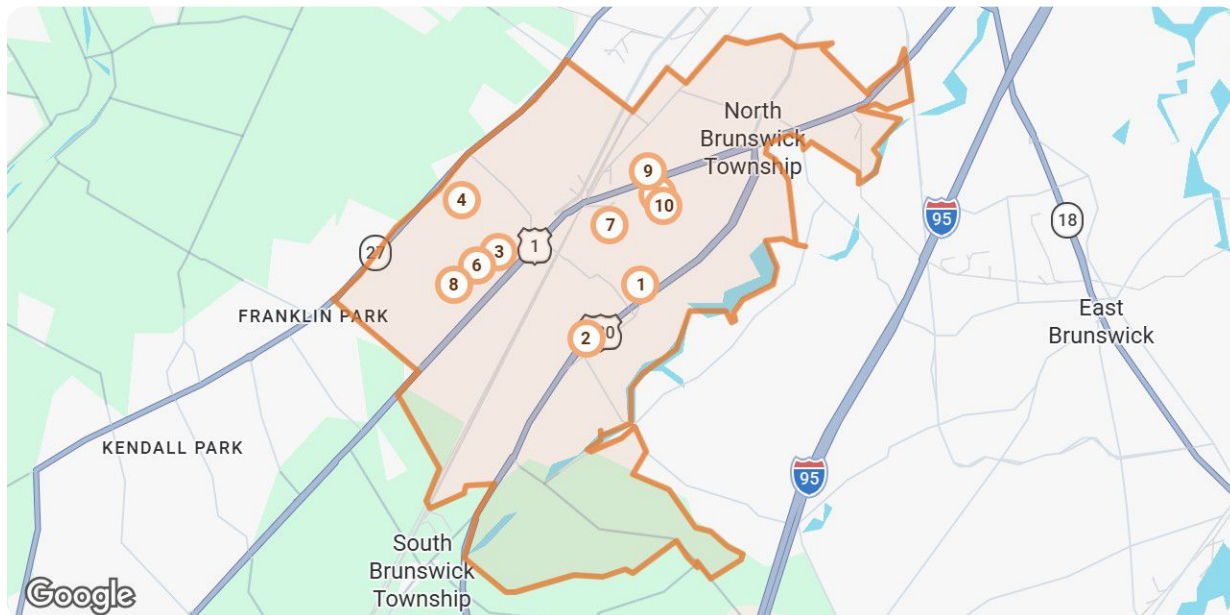
Legend

● Active For Sale

Open Houses: 1 properties		Property Type	Beds / Baths	Living Area (sq ft)	List Date / Days in RPR	List Price / \$ Per Sq Ft	Open House Date	Hours
1	 <p>338 South Dr North Brunswick, NJ 08902 MLS ID: 2612384R</p> <p>● Active / For Sale</p> <p><small>Listing Courtesy of BETTER HOMES&GARDENS RE MATURO</small></p>	Condo/Townhouse/Apt.	3/3	2,240	3/20/2026 18 days	\$679,900 \$304/sq ft	4/12/2026	2:00PM - 4:00PM

Closed










Source: Public Records and Listings



Legend

● Closed

North Brunswick, NJ 08902

Closed: 9 properties		Property Type	Beds / Baths	Living Area (sq ft)	Lot Size / Year Built	Closed Date / Days in RPR	Closed Price / \$ Per Sq Ft	List to Sold Price %
1	 <p>919 Plymouth Rd North Brunswick, NJ 08902 MLS ID: 2609208R Closed / For Sale</p> <p><i>Courtesy of CENTURY 21 ABRAMS & ASSOCIATES</i></p>	Condo/Townhouse/Apt.	2/3	1,426	0.31 acres / 1998	4/3/2026 / 19 days	\$446,000 / \$313/sq ft	↑ 3.72%
2	 <p>1301 Plymouth Rd North Brunswick, NJ 08902 MLS ID: 2610942R Closed / For Sale</p> <p><i>Courtesy of KELLER WILLIAMS CORNERSTONE</i></p>	Condo/Townhouse/Apt.	2/2	1,157	10,707 sqft / 2000	4/3/2026 / 15 days	\$420,000 / \$363/sq ft	↓ 3.45%
3	 <p>92 Albury Way North Brunswick, NJ 08902 MLS ID: 2610618R Closed / For Sale</p> <p><i>Courtesy of KELLER WILLIAMS ELITE REALTORS</i></p>	Condo/Townhouse/Apt.	2/2	1,106	8,712 sqft / 2019	4/2/2026 / 18 days	\$413,000 / \$373/sq ft	↑ 4.56%
4	 <p>304 Wimbeldon Ct North Brunswick, NJ 08902 MLS ID: 2608631R Closed / For Sale</p> <p><i>Courtesy of RE/MAX DIAMOND, REALTORS</i></p>	Condo/Townhouse/Apt.	2/2	1,011	8,712 sqft / 1989	4/1/2026 / 80 days	\$335,000 / \$331/sq ft	↓ 1.18%
5	 <p>13 Bond St North Brunswick, NJ 08902 MLS ID: 2610587R Closed / For Sale</p> <p><i>Courtesy of KELLER WILLIAMS CORNERSTONE</i></p>	Condo/Townhouse/Apt.	3/4	2,703	1,102 sqft / 2018	3/25/2026 / 9 days	\$699,000 / \$259/sq ft	-
6	 <p>339 Constitution Cir North Brunswick, NJ 08902 MLS ID: 2608278R Closed / For Sale</p> <p><i>Courtesy of BHHS FOX & ROACH REALTORS</i></p>	Condo/Townhouse/Apt.	2/2	1,486	1,080 sqft / 1980	3/25/2026 / 56 days	\$406,000 / \$273/sq ft	↓ 3.1%
7	 <p>172 Nathan Dr North Brunswick, NJ 08902 MLS ID: 2609710R Closed / For Sale</p> <p><i>Courtesy of K REALTY, INC.</i></p>	Condo/Townhouse/Apt.	2/3	1,552	1,700 sqft / 1977	3/23/2026 / 17 days	\$446,000 / \$287/sq ft	↑ 3.75%
8	 <p>84 Goodwin Dr North Brunswick, NJ 08902 MLS ID: 2609927R Closed / For Sale</p> <p><i>Courtesy of SERHANT NEW JERSEY LLC</i></p>	Condo/Townhouse/Apt.	3/3	1,288	8,764 sqft / 1991	3/13/2026 / 16 days	\$460,000 / \$357/sq ft	↑ 2.45%
9	 <p>252 Kempsey Dr North Brunswick, NJ 08902 MLS ID: 2608620R Closed / For Sale</p> <p><i>Courtesy of RE/MAX COUNTRY</i></p>	Condo/Townhouse/Apt.	2/2	1,011	8,712 sqft / 1989	3/10/2026 / 55 days	\$330,000 / \$326/sq ft	↓ 5.71%