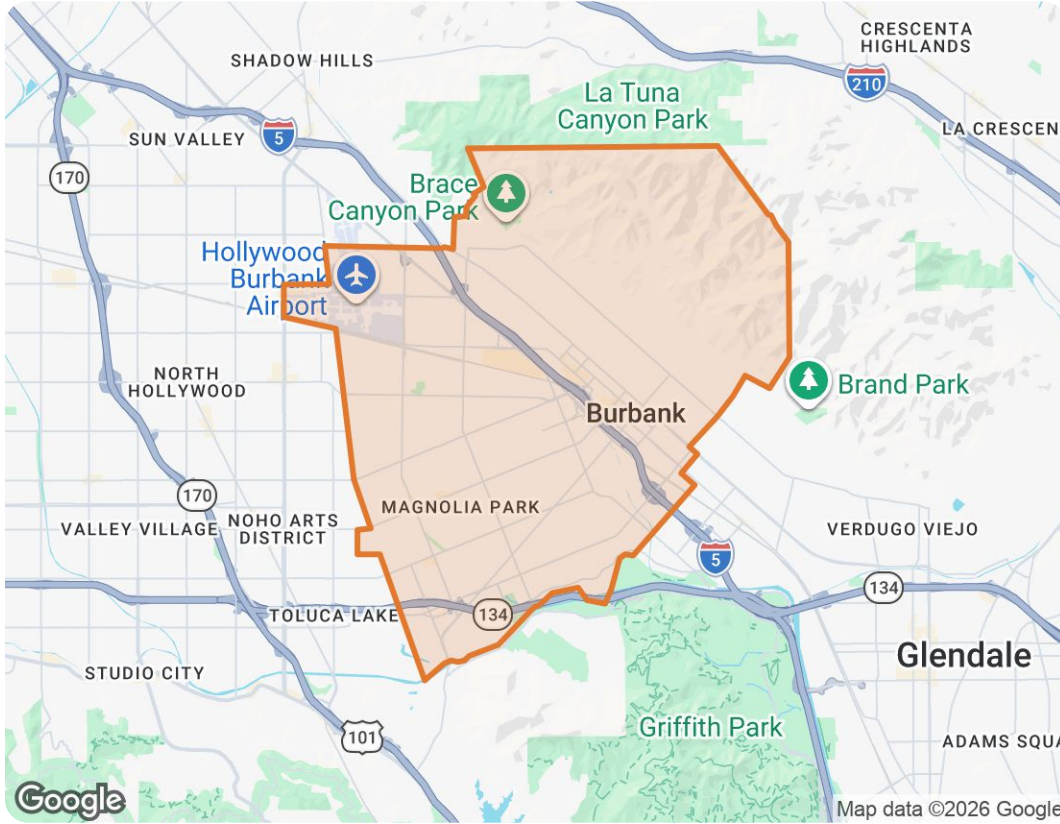


### Burbank, California



*The biggest buyer rebates and lowest selling fees in real estate – without sacrificing full-service support, 7 days a week.*

ShopProp Licensed CA, WA, HI, AZ, MI, TX, VA, CO

📞 Office (888) 821-0556

✉️ team@shopprop.com

🌐 www.shopprop.com

# Shop|Prop

ShopProp Inc.

# Market Trends

## Market Trends for Burbank, California

Single Family + Condo/Townhouse/Apt.

**May 2026**

**Market Type**

**Seller's Market**

Balanced Market

Buyer's Market

**Key Details**

<p>Months of Inventory</p> <p><b>2.26</b></p> <p>↓ 6.61% MoM</p>	<p>Sold to List Price %</p> <p><b>103.8%</b></p> <p>↑ 2% MoM</p>	<p>Median Days in RPR</p> <p><b>9</b></p> <p>↓ 35.71% MoM</p>	<p>Median Sold Price</p> <p><b>\$1,175,000</b></p> <p>↓ 2.89% MoM</p>
--	--	---	---

## May 2026 Median Estimated Property Value

Single Family + Condo/Townhouse/Apt.

This graphic displays property estimates for a market area and a subject property, where one has been selected. Estimated property values are generated by a valuation model and are not formal appraisals.

Source: Public records, and MLS sources where licensed

Update Frequency: Monthly

**Median Estimated Value**

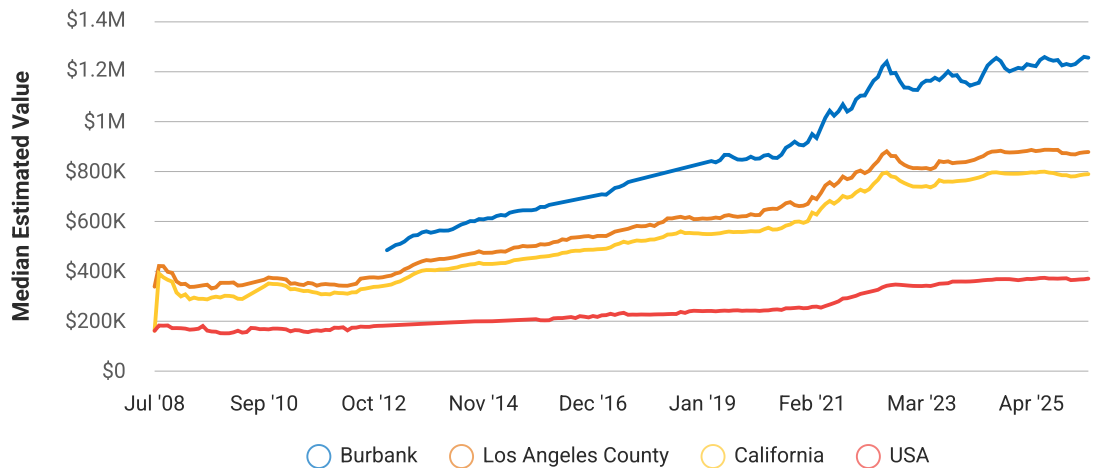
**\$1,253,220**

**Last Month Change**

**-0.3%**

**12 Month Change**

**+2.8%**



# Burbank, California

## May 2026 Active Listings

### Burbank, California

Single Family + Condo/Townhouse/Apt.

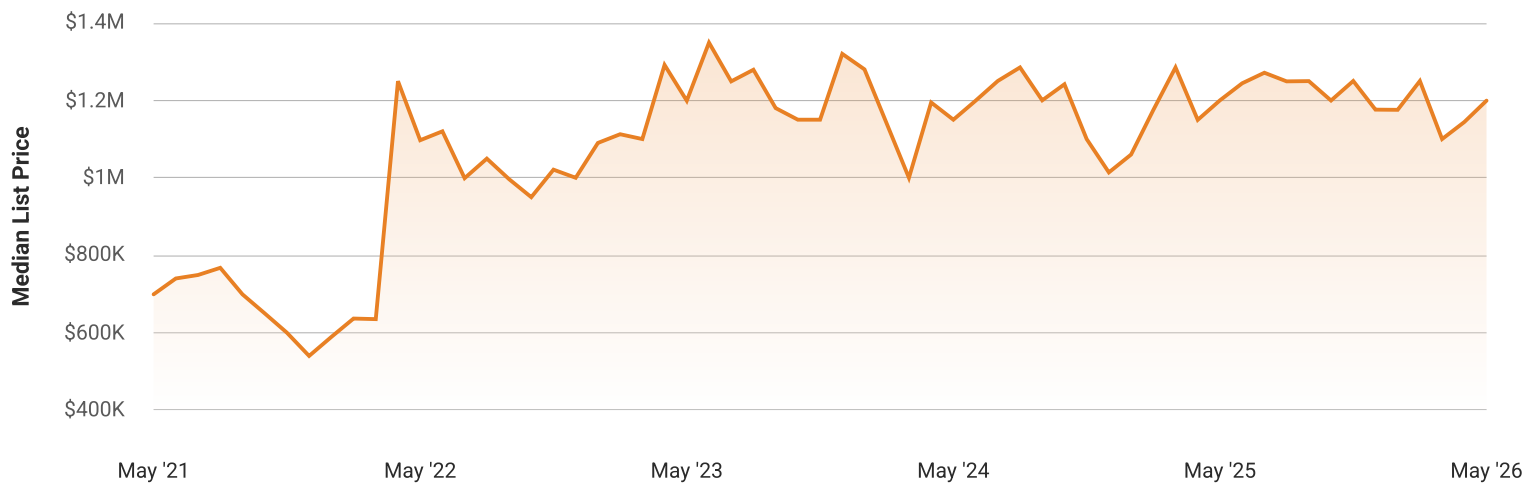
This graphic summarizes key statistics for properties that were in an active status on the last day of each month. RPR uses list date and a derived pending date to determine if the listing was active on the last day of the month. An end-of-month snapshot of active listings helps to understand inventory levels, price points and duration on the market.

Source: Listing sources

Update Frequency: Monthly

**Median List Price - \$1,199,284**

↑ 4.8% Month over Month



# Burbank, California

## May 2026 Sold Listings

### Burbank, California

Single Family + Condo/Townhouse/Apt.

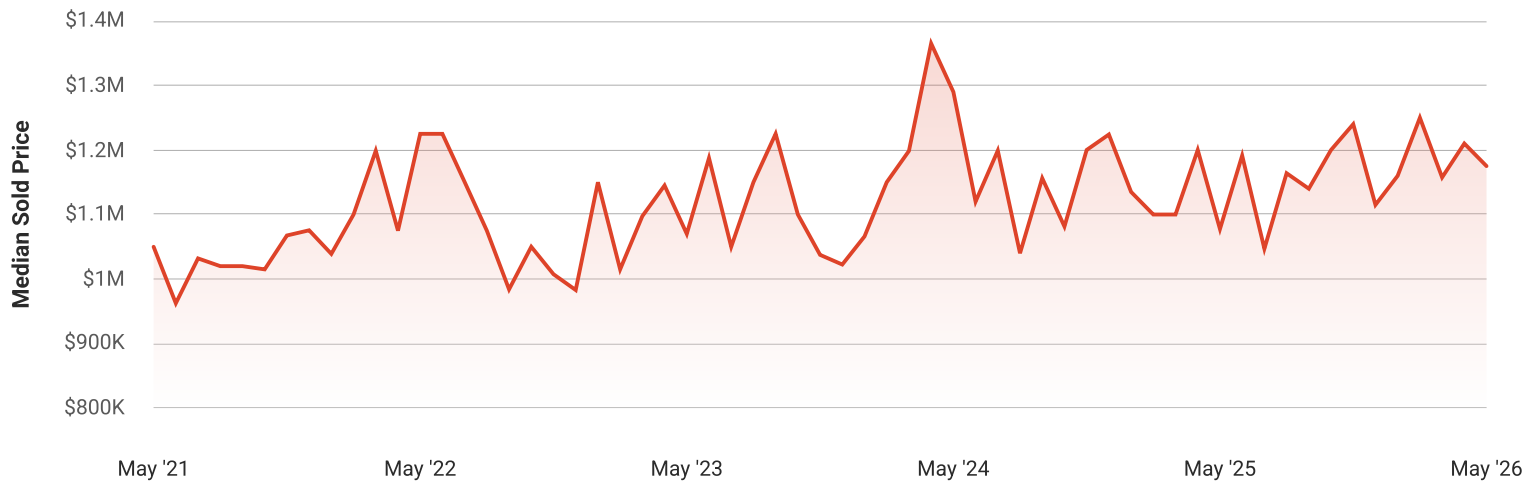
This graphic summarizes key statistics for properties that sold each month. RPR uses a derived sold date to determine when a property moved into a sold status within the given month. These statistics are important for understanding the price points on sold properties as well as the difference between the list price and sold price, which reveals whether buyers are paying over or under the asking price.

Source: Listing sources

Update Frequency: Monthly

**Median Sold Price - \$1,175,000**

↓ 2.9% Month over Month



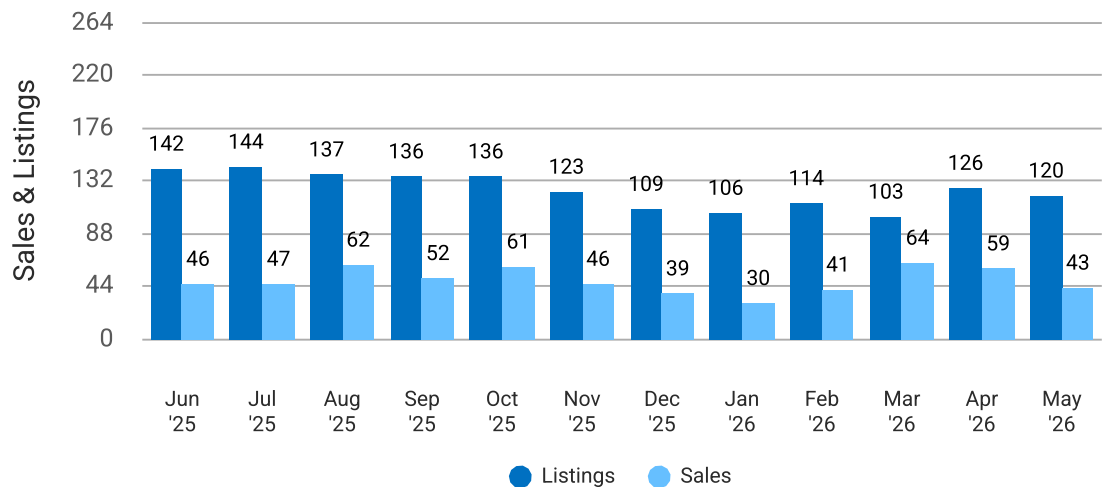
## Total Sales and Active Listings in Burbank, California

Single Family + Condo/Townhouse/Apt.

This graph compares the number of sales with the number of active listings in the local market.

Source: MLS data where licensed

Update Frequency: Monthly



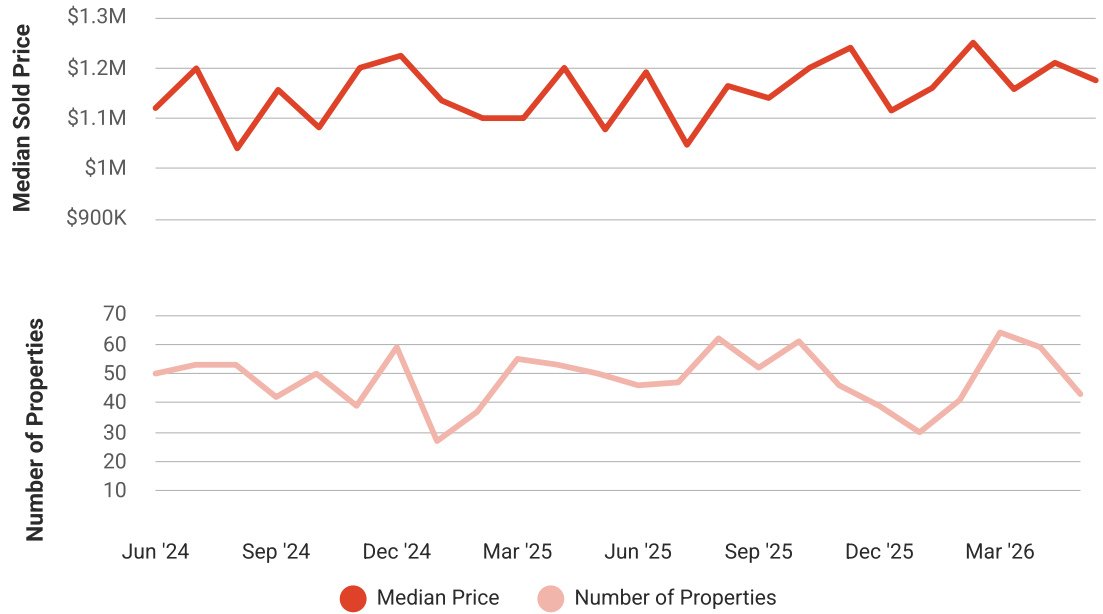
## Median Sold Price vs Sold Listings in Burbank, California

Single Family + Condo/Townhouse/Apt.

This chart compares the trend of median sold price and number of sold listings for the given location.

Source: Listing Data

Update Frequency: Monthly



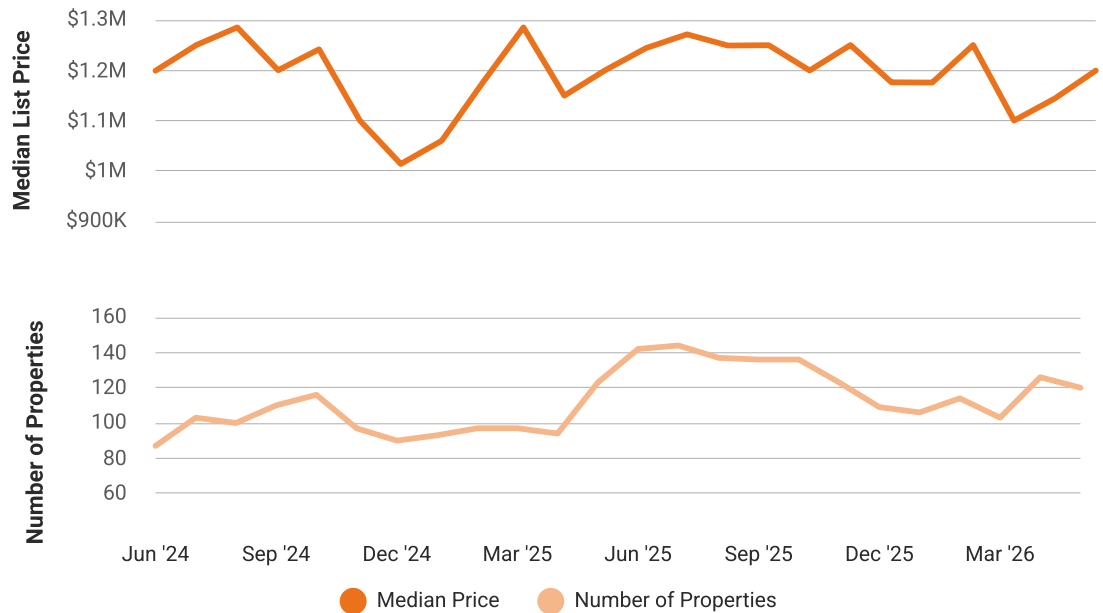
## Median List Price vs Active Listings in Burbank, California

Single Family + Condo/Townhouse/Apt.

This chart compares the trend of median list price and number of active properties for the given location.

Source: Listing Data

Update Frequency: Monthly



# Market Snapshot

## Value and Price Changes

	Current	Last Month	Last 3 Months	Last 12 Months	Last 24 Months	Last 36 Months
<b>Median Est. Property Value</b> Last Updated: 5/31/2026	\$1,253,220	\$1,256,620 -0.27%	\$1,227,790 +2.07%	\$1,219,350 +2.78%	\$1,188,280 +5.47%	\$1,160,860 +7.96%
<b>Median Sold Price</b> Last Updated: 5/31/2026	\$1,175,000	\$1,210,000 -2.89%	\$1,250,000 -6%	\$1,077,500 +9.05%	\$1,290,000 -8.91%	\$1,070,000 +9.81%
<b>Median List Price</b> Last Updated: 5/31/2026	\$1,199,284	\$1,144,000 +4.83%	\$1,249,994 -4.06%	\$1,200,000 -0.06%	\$1,150,000 +4.29%	\$1,199,000 +0.02%

**About this Data:** Because some brokerages may choose not to include their MLS listing content within the RPR platform, the analysis contained in this report may not have been created using all the available listing data within this geographical market. Median estimated property values are generated by a valuation model and are not formal appraisals. Valuations are based on public records and MLS data where licensed. The Metrics displayed here reflect **All Residential Single Family, Condo, Townhouse and Apartment properties** data.

# Market Activity

### Market Activity Filters

Sort Order: Date

Maximum Properties Per Change Type: 10

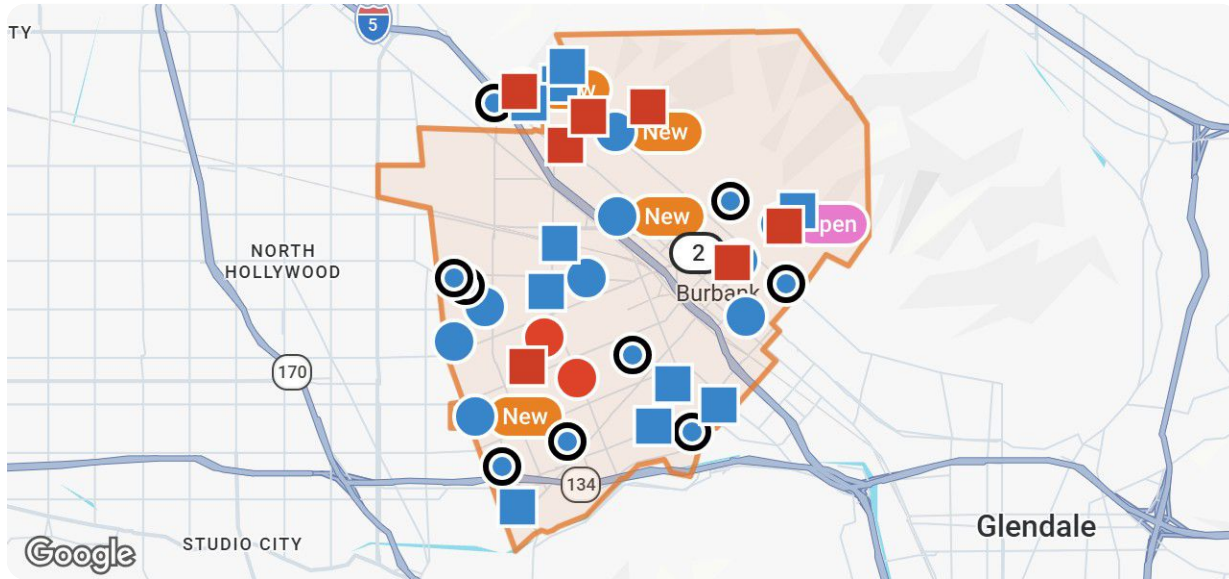
Change Types: New Listings, Pending, Closed, Distressed

Property Types: Single Family, Condo/Townhouse/Apt

Property Features: Sale Price: Any, Lease Price: Any, Beds: Any, Baths: Any, Living Area: Any, Lot Size (acre): Any, Year Built: Any

## Summary

### For Sale Activity in the Last 3 Months



#### Legend

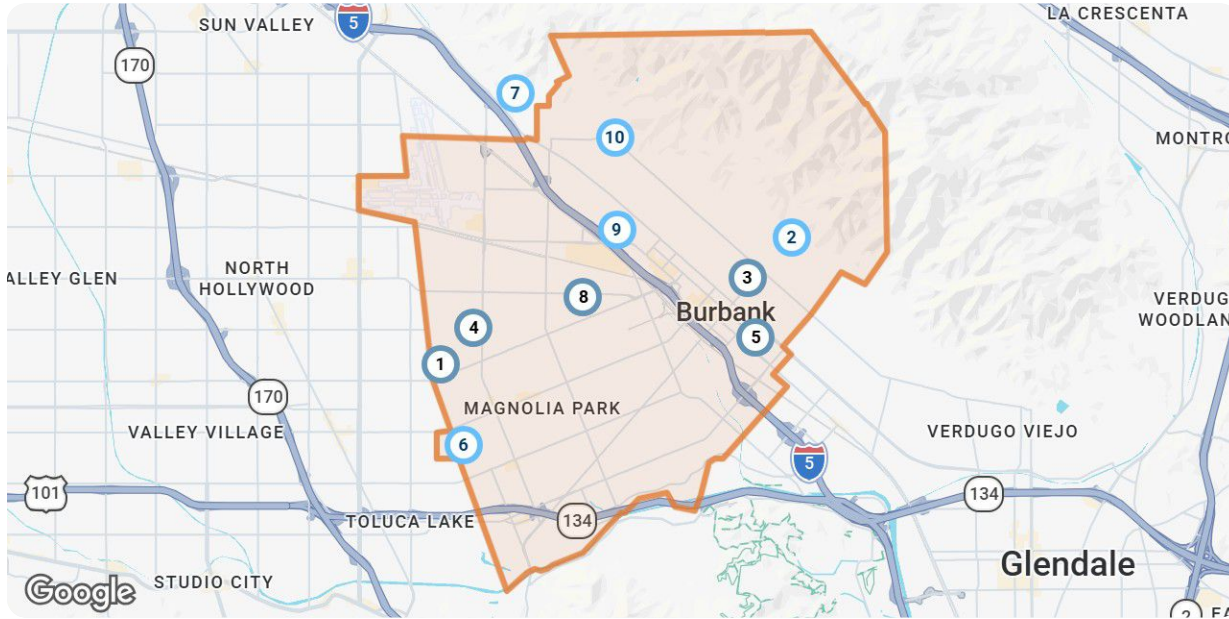
- For Sale
- For Sale Pending
- Distressed For Sale or Lease
- Distressed Pending
- Recently Closed
- Distressed

	New	Pending	Closed	Distressed
Number of Properties	10	10	10	10
Lowest Listing Price / Est.Value	\$479,000	\$630,000	\$632,000	\$560,000
Median Listing Price / Est.Value	\$1,238,495	\$1,274,500	\$1,417,500	\$1,224,500
Highest Listing Price / Est.Value	\$1,699,999	\$2,999,000	\$5,250,000	\$3,125,670
Average Price / sqft	\$862	\$778	\$752	\$829
Median Price / sqft	\$860	\$778	\$734	\$827
Average Days in RPR	11	16	33	110
Median Days in RPR	3	11	21	110
Total Volume	\$11,488,986	\$15,166,890	\$17,206,000	\$13,655,688
Source	Listings	Listings	Public Records & Listings	Public Records & Listings

## Market Activity Breakdown

### New





Source: Listings



#### Legend

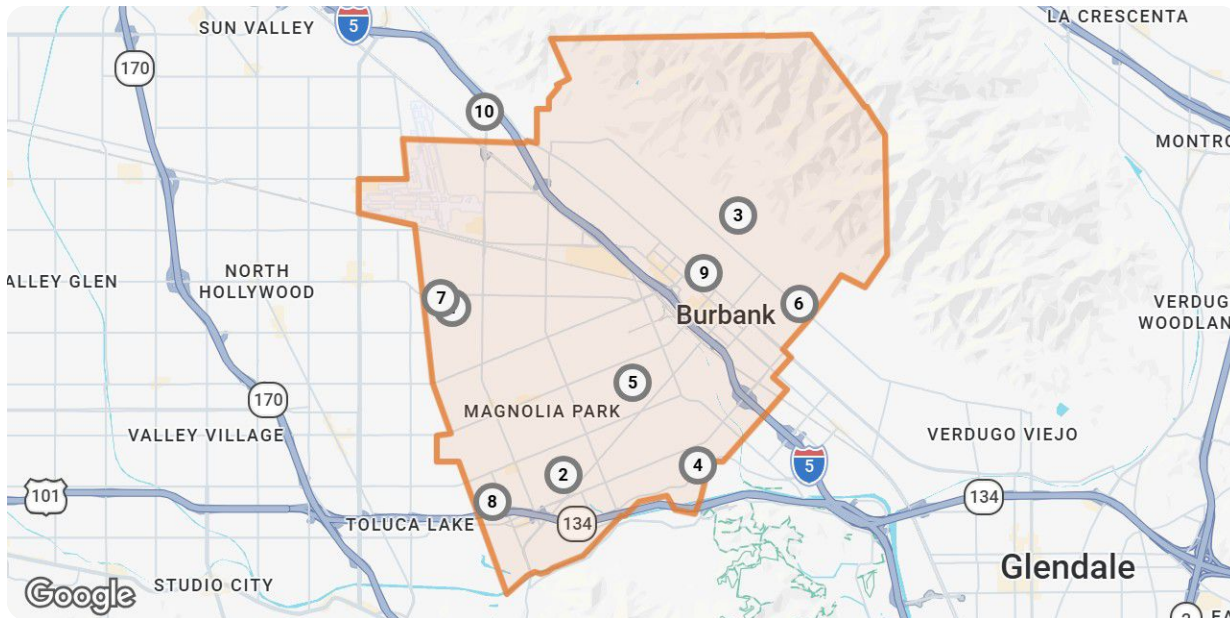
- Active For Sale
- Active Under Contract

New: 10 properties		Property Type	Beds / Baths	Living Area (sq ft)	Lot Size	Year Built	List Date / Days in RPR	List Price / \$ Per Sq Ft
<span style="border: 1px solid blue; border-radius: 50%; padding: 2px;">1</span>	 <p><b>601 E Orange Grove Ave, Unit 1</b> Burbank, CA 91501 MLS ID: BB26120482 <span style="color: red;">●</span> Active / For Sale</p> <p><i>Listing Courtesy of ENGEL &amp; VOLKERS BURBANK</i></p>	Condo/Townhouse/Apt.	2/2	1,000	0.35 acres	1969	6/6/2026 - days	\$560,000 \$560/sq ft
<span style="border: 1px solid blue; border-radius: 50%; padding: 2px;">2</span>	 <p><b>355 N Maple St, Apt 121</b> Burbank, CA 91505 MLS ID: SR26107948 <span style="color: blue;">●</span> Active Under Contract / For Sale</p> <p><i>Listing Courtesy of LUXURY COLLECTIVE</i></p>	Condo/Townhouse/Apt.	1/1	730	0.91 acres	1985	5/19/2026 18 days	\$479,000 \$656/sq ft
<span style="border: 1px solid blue; border-radius: 50%; padding: 2px;">3</span>	 <p><b>1506 N Niagara St</b> Burbank, CA 91505 MLS ID: CV26121523 <span style="color: blue;">●</span> Active / For Sale</p> <p><i>Listing Courtesy of BERKSHIRE HATH HM SVCS CA PROP</i></p>	Single Family	3/2	1,636	6,181 sqft	1940	6/4/2026 2 days	\$1,329,000 \$812/sq ft
<span style="border: 1px solid blue; border-radius: 50%; padding: 2px;">4</span>	 <p><b>526 N Toluca Park Dr</b> Burbank, CA 91505 MLS ID: SB26113161 <span style="color: blue;">●</span> Active / For Sale</p> <p><i>Listing Courtesy of VISTA SOTHEBY'S INTERNATIONAL REALTY</i></p>	Single Family	3/2	1,405	6,359 sqft	1941	6/4/2026 2 days	\$1,177,000 \$838/sq ft
<span style="border: 1px solid blue; border-radius: 50%; padding: 2px;">5</span>	 <p><b>3606 W Chandler Blvd</b> Burbank, CA 91505 MLS ID: BB26118648 <span style="color: blue;">●</span> Active / For Sale</p> <p><i>Listing Courtesy of BRAD KORB REAL ESTATE GROUP</i></p>	Single Family	1/1	681	1,476 sqft	2011	6/3/2026 3 days	\$799,997 \$1,175/sq ft

New: 10 properties		Property Type	Beds / Baths	Living Area (sq ft)	Lot Size	Year Built	List Date / Days in RPR	List Price / \$ Per Sq Ft
<b>6</b>	 <p><b>1436 N Frederic St</b> Burbank, CA 91505 MLS ID: GD26109535 ● Active Under Contract / For Sale</p> <p><i>Listing Courtesy of STRATEGIC ESTATES GROUP</i></p>	Single Family	3/3	1,828	7,348 sqft	1941	5/19/2026 18 days	\$1,699,999 \$930/sq ft
<b>7</b>	 <p><b>1306 N Keystone St</b> Burbank, CA 91506 MLS ID: SR26120604 ● Active / For Sale</p> <p><i>Listing Courtesy of BERKSHIRE HATHAWAY HOMESERVICES CALIFORNIA PROPERTIES</i></p>	Single Family	2/2	1,474	7,670 sqft	1939	6/3/2026 3 days	\$1,299,990 \$882/sq ft
<b>8</b>	 <p><b>7517 N Ontario St</b> Burbank, CA 91504 MLS ID: SR26118422 ● Active / For Sale</p> <p><i>Listing Courtesy of CENTURY 21 MASTERS</i></p>	Single Family	3/2	1,288	7,000 sqft	1953	6/3/2026 3 days	\$1,050,000 \$815/sq ft
<b>9</b>	 <p><b>640 S Parish Pl</b> Burbank, CA 91506 MLS ID: BB26118658 ● Active / For Sale</p> <p><i>Listing Courtesy of DOUGLAS ELLIMAN OF CALIFORNIA, INC.</i></p>	Single Family	3/2	1,636	6,899 sqft	1959	6/3/2026 3 days	\$1,595,000 \$975/sq ft
<b>10</b>	 <p><b>1030 E San Jose Ave</b> Burbank, CA 91501 MLS ID: BB26083804 ● Active Under Contract / For Sale</p> <p><i>Listing Courtesy of MEDIA WEST REALTY, INC.</i></p>	Single Family	3/2	1,529	7,148 sqft	1950	4/21/2026 46 days	\$1,499,000 \$980/sq ft











## Pending

Source: Listings



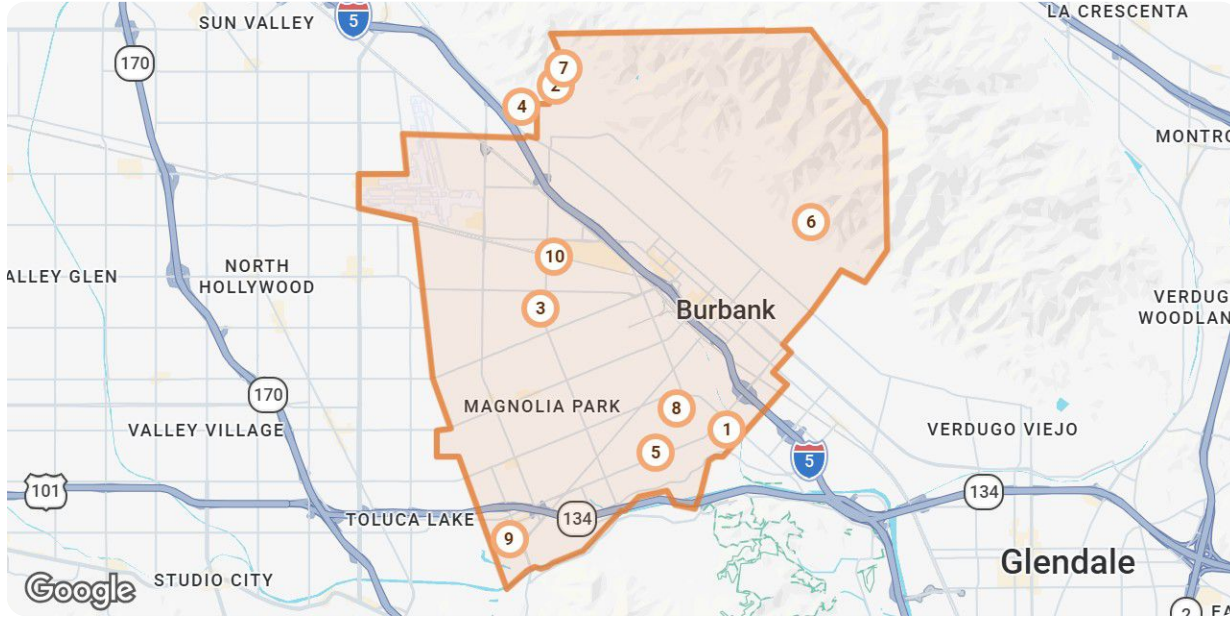
### Legend

● Pending

Pending: 10 properties		Property Type	Beds / Baths	Living Area (sq ft)	Lot Size / Year Built	List Date	List Price / \$ Per Sq Ft	Pending Date / Days in RPR
1	 <p><b>732 N Lima St</b> Burbank, CA 91505 MLS ID: BB26116421 Pending / For Sale</p> <p><i>Listing Courtesy of EMPOWER REAL ESTATE</i></p>	Single Family	3/2	1,597	6,860 sqft 1950	5/28/2026	\$1,299,000 \$813/sq ft	6/5/2026 8 days
2	 <p><b>633 N Rose St</b> Burbank, CA 91505 MLS ID: 26842147 Pending / For Sale</p> <p><i>Listing Courtesy of Compass</i></p>	Single Family	4/4	2,908	5,906 sqft 2005	6/2/2026	\$2,375,000 \$817/sq ft	6/2/2026 - days
3	 <p><b>510 S Sparks St</b> Burbank, CA 91506 MLS ID: PI26077234 Pending / For Sale</p> <p><i>Listing Courtesy of NEW MILLENNIUM HOMES, INC.</i></p>	Single Family	3/2	2,021	6,547 sqft 1960	4/10/2026	\$1,499,900 \$742/sq ft	6/1/2026 52 days
4	 <p><b>1713 N Pepper St</b> Burbank, CA 91505 MLS ID: BB26098182 Pending / For Sale</p> <p><i>Listing Courtesy of KELLER WILLIAMS REALTY WORLD MEDIA CENTER</i></p>	Single Family	3/2	1,824	6,499 sqft 1948	5/11/2026	\$1,229,000 \$674/sq ft	5/22/2026 11 days
5	 <p><b>1023 E Grinnell Dr</b> Burbank, CA 91501 MLS ID: 26831951 Pending / For Sale</p> <p><i>Listing Courtesy of Compass</i></p>	Single Family	4/3	1,781	7,853 sqft 1941	5/11/2026	\$1,550,000 \$870/sq ft	5/21/2026 10 days
6	 <p><b>103 Sorrel Ct</b> Burbank, CA 91506 MLS ID: IV26088075 Pending / For Sale</p> <p><i>Listing Courtesy of PULTE HOMES OF CALIFORNIA, INC</i></p>	Condo/Townhouse/Apt.	4/3	1,786	- 2025	4/23/2026	\$1,185,990 \$664/sq ft	5/19/2026 26 days
7	 <p><b>317 N Beachwood Dr</b> Burbank, CA 91506 MLS ID: PW26096799 Pending / For Sale</p> <p><i>Listing Courtesy of VYLLA HOME, INC.</i></p>	Single Family	2/1	1,113	6,751 sqft 1940	5/14/2026	\$1,149,000 \$1,032/sq ft	5/18/2026 4 days
8	 <p><b>706 S Kenneth Rd</b> Burbank, CA 91501 MLS ID: SR26100115 Pending / For Sale</p> <p><i>Listing Courtesy of BABAYAN REALTY GROUP</i></p>	Single Family	4/5	2,753	6,512 sqft 2026	5/14/2026	\$2,999,000 \$1,089/sq ft	5/15/2026 1 day
9	 <p><b>2120 N Brighton St</b> Burbank, CA 91504 MLS ID: TR26091023 Pending / For Sale</p> <p><i>Listing Courtesy of MERIDOX REAL ESTATE</i></p>	Single Family	4/2	1,889	7,287 sqft 1941	5/1/2026	\$1,250,000 \$662/sq ft	5/14/2026 13 days
10	 <p><b>422 E Harvard Rd, Apt C</b> Burbank, CA 91501 MLS ID: GD26103834 Pending / For Sale</p> <p><i>Listing Courtesy of LUXURY HOME REAL ESTATE</i></p>	Condo/Townhouse/Apt.	2/3	1,525	7,631 sqft 1981	5/14/2026	\$630,000 \$413/sq ft	5/14/2026 - days

## Closed

Source: Public Records and Listings



**Legend**

● Closed

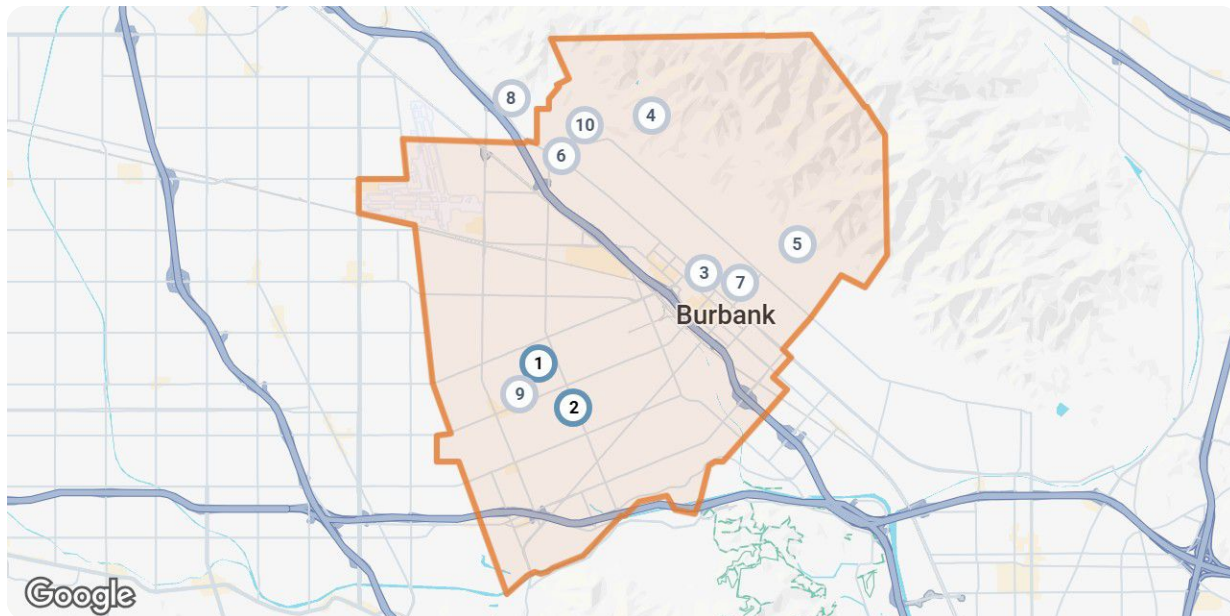
Closed: 10 properties		Property Type	Beds / Baths	Living Area (sq ft)	Lot Size / Year Built	Closed Date / Days in RPR	Closed Price / \$ Per Sq Ft	List to Sold Price %
<span style="border: 1px solid orange; border-radius: 50%; padding: 2px 5px;">1</span>	 <p><b>4173 W Sarah St, #8</b> Burbank, CA 91505 MLS ID: BB26085237 <span style="color: blue;">■</span> Closed / For Sale <i>Courtesy of KELLER WILLIAMS REALTY WORLD MEDIA CENTER</i></p>	Condo/Townhouse/Apt.	2/3	1,583	0.95 acres / 1968	6/5/2026 / 22 days	\$856,000 / \$541/sq ft	<span style="color: green;">↑</span> 7%
<span style="border: 1px solid orange; border-radius: 50%; padding: 2px 5px;">2</span>	 <p><b>1484 N Clybourn Ave</b> Burbank, CA 91505 MLS ID: SR26074881 <span style="color: blue;">■</span> Closed / For Sale <i>Courtesy of FIRST CLASS REAL ESTATE</i></p>	Single Family	3/2	1,912	5,976 sqft / 1941	6/4/2026 / 9 days	\$1,360,000 / \$711/sq ft	<span style="color: red;">↓</span> 2.72%
<span style="border: 1px solid orange; border-radius: 50%; padding: 2px 5px;">3</span>	 <p><b>920 N Ford St</b> Burbank, CA 91505 MLS ID: OC26042202 <span style="color: blue;">■</span> Closed / For Sale <i>Courtesy of LOYAL PROPERTY</i></p>	Single Family	4/4	2,289	5,196 sqft / 1937	6/4/2026 / 56 days	\$2,000,000 / \$874/sq ft	<span style="color: red;">↓</span> 8.63%
<span style="border: 1px solid orange; border-radius: 50%; padding: 2px 5px;">4</span>	 <p><b>12 Skyline Dr</b> Burbank, CA 91501 MLS ID: BB26048227 <span style="color: blue;">■</span> Closed / For Sale <i>Courtesy of EMPOWER REAL ESTATE</i></p>	Single Family	7/9	7,000	1.31 acres / 2007	6/4/2026 / 50 days	\$5,250,000 / \$750/sq ft	<span style="color: red;">↓</span> 12.49%
<span style="border: 1px solid orange; border-radius: 50%; padding: 2px 5px;">5</span>	 <p><b>515 S Via Montana</b> Burbank, CA 91501 MLS ID: 26794673 <span style="color: blue;">■</span> Closed / For Sale <i>Courtesy of Sotheby's International Realty</i></p>	Single Family	5/5	4,442	6,486 sqft / 1990	6/4/2026 / 11 days	\$1,810,000 / \$407/sq ft	<span style="color: green;">↑</span> 0.61%



Closed: 10 properties		Property Type	Beds / Baths	Living Area (sq ft)	Lot Size / Year Built	Closed Date / Days in RPR	Closed Price / \$ Per Sq Ft	List to Sold Price %
	<p><b>736 Brown Dr</b> Burbank, CA 91504 MLS ID: BB26086399 Closed / For Sale</p> <p><i>Courtesy of MEDIA WEST REALTY, INC.</i></p>	Single Family	4/3	2,160	6,782 sqft / 1952	6/3/2026 / 19 days	\$1,723,000 / \$798/sq ft	↑ 4.49%
	<p><b>1331 N Evergreen St</b> Burbank, CA 91505 MLS ID: GD26051227 Closed / For Sale</p> <p><i>Courtesy of EXP REALTY OF CALIFORNIA INC</i></p>	Single Family	3/2	1,708	6,033 sqft / 1939	6/3/2026 / 52 days	\$1,380,000 / \$808/sq ft	↑ 0.36%
	<p><b>1719 Rogers Pl, Unit 34G</b> Burbank, CA 91504 MLS ID: PF26086736 Closed / For Sale</p> <p><i>Courtesy of KELLER WILLIAMS REAL ESTATE</i></p>	Condo/Townhouse/Apt.	2/2	1,485	0.96 acres / 1981	6/3/2026 / 9 days	\$740,000 / \$498/sq ft	↑ 5.87%
	<p><b>250 W Spazier Ave, Apt 101</b> Burbank, CA 91502 MLS ID: GD26085893 Closed / For Sale</p> <p><i>Courtesy of JOHNHART REAL ESTATE</i></p>	Condo/Townhouse/Apt.	2/2	880	0.29 acres / 1990	6/3/2026 / 13 days	\$632,000 / \$718/sq ft	↑ 3.61%
	<p><b>1023 E Elmwood Ave</b> Burbank, CA 91501 MLS ID: P1-25581 Closed / For Sale</p> <p><i>Courtesy of COLDWELL BANKER HALLMARK REALTY</i></p>	Single Family	2/1	1,027	9,443 sqft / 1936	6/2/2026 / 92 days	\$1,455,000 / \$1,417/sq ft	↑ 5.82%











## Distressed

Source: Public Records and Listings



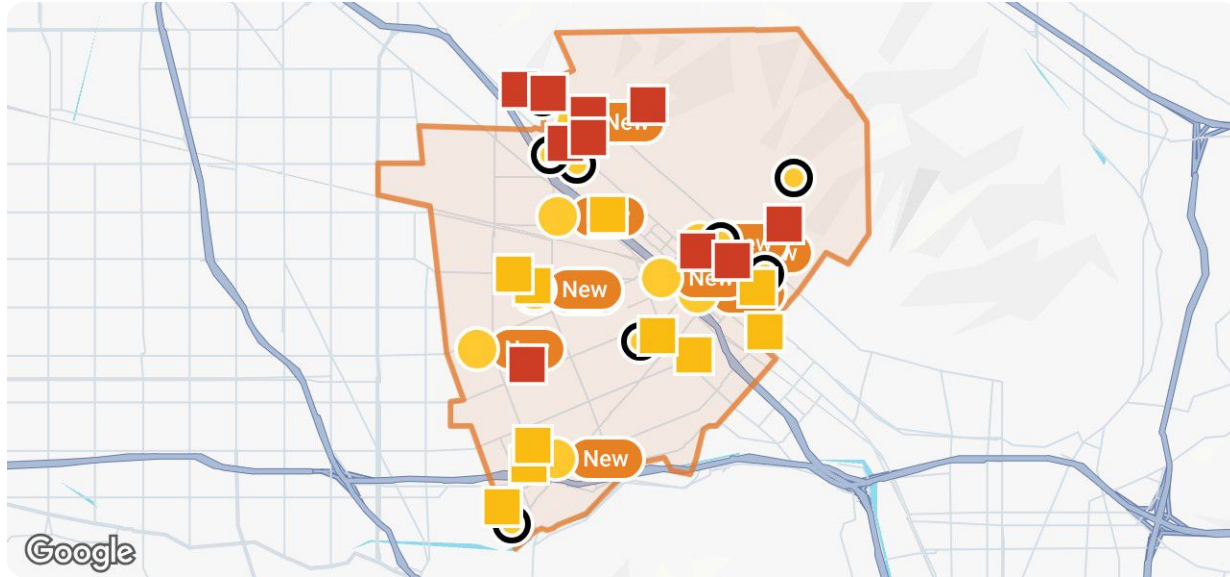
### Legend

- Active For Sale
- Active Under Contract
- Off Market, Hold, Withdrawn, Expired, or Canceled

Distressed: 10 properties		Property Type	Beds / Baths	Living Area (sq ft)	Lot Size / Year Built	List Date / Days in RPR	List Price / \$ Per Sq Ft	Distressed Date / Type
1	 <p><b>601 E Orange Grove Ave, Unit 1</b> Burbank, CA 91501 MLS ID: BB26120482 ● Active / For Sale</p> <p><i>Listing Courtesy of ENGEL &amp; VOLKERS BURBANK</i></p>	Condo/Townhouse/Apt.	2/2	1,000	0.35 acres / 1969	6/6/2026 - days	\$560,000 \$560/sq ft	3/31/2026 Notice of Rescission
2	 <p><b>1010 N Florence St</b> Burbank, CA 91505 MLS ID: BB26089168 ● Active Under Contract / For Sale</p> <p><i>Listing Courtesy of BRAD KORB REAL ESTATE GROUP</i></p>	Single Family	2/1	1,443	6,751 sqft / 1940	4/24/2026 43 days	\$849,948 \$589/sq ft	4/28/2026 Notice of Foreclosure Sale
3	 <p><b>611 N Buena Vista St</b> Burbank, CA 91505 MLS ID: 25628219 ● Active Under Contract / For Sale</p> <p><i>Listing Courtesy of Trevino Properties Inc.</i></p>	Single Family	3/2	1,301	6,978 sqft / 1939	12/12/2025 176 days	\$1,389,000 \$1,068/sq ft	4/13/2026 Notice of Foreclosure Sale
4	 <p><b>422 E Harvard Rd, Apt C</b> Burbank, CA 91501 ● Off Market / Public Record</p>	Condo/Townhouse/Apt.	2/3	1,525	7,629 sqft / 1981	- - days	- \$683/sq ft	5/8/2026 Notice of Foreclosure Sale
5	 <p><b>3512 Haven Way</b> Burbank, CA 91504 ● Off Market / Public Record</p>	Single Family	4/4	3,950	0.37 acres / 1988	- - days	- \$791/sq ft	3/9/2026 Notice of Default
6	 <p><b>2109 N Manning St</b> Burbank, CA 91505 ● Off Market / Public Record</p>	Single Family	3/1	1,015	6,112 sqft / 1944	- - days	- \$978/sq ft	5/18/2026 Notice of Foreclosure Sale
7	 <p><b>130 S Sunset Canyon Dr</b> Burbank, CA 91501 ● Off Market / Public Record</p>	Single Family	3/3	2,726	0.52 acres / 1950	- - days	- \$708/sq ft	3/24/2026 Notice of Default
8	 <p><b>9800 Glenhill Dr</b> Burbank, CA 91504 ● Off Market / Public Record</p>	Single Family	3/1	1,161	8,142 sqft / 1950	- - days	- \$1,040/sq ft	3/12/2026 Notice of Rescission
9	 <p><b>935 N Ontario St</b> Burbank, CA 91505 ● Off Market / Public Record</p>	Single Family	3/2	1,230	6,750 sqft / 1939	- - days	- \$1,009/sq ft	4/16/2026 Notice of Default
10	 <p><b>834 N Myers St</b> Burbank, CA 91506 ● Off Market / Public Record</p>	Single Family	2/3	1,524	6,713 sqft / 1941	- - days	- \$864/sq ft	5/11/2026 Notice of Foreclosure Sale

## Summary

For Lease Activity in the Last 3 Months



### Legend

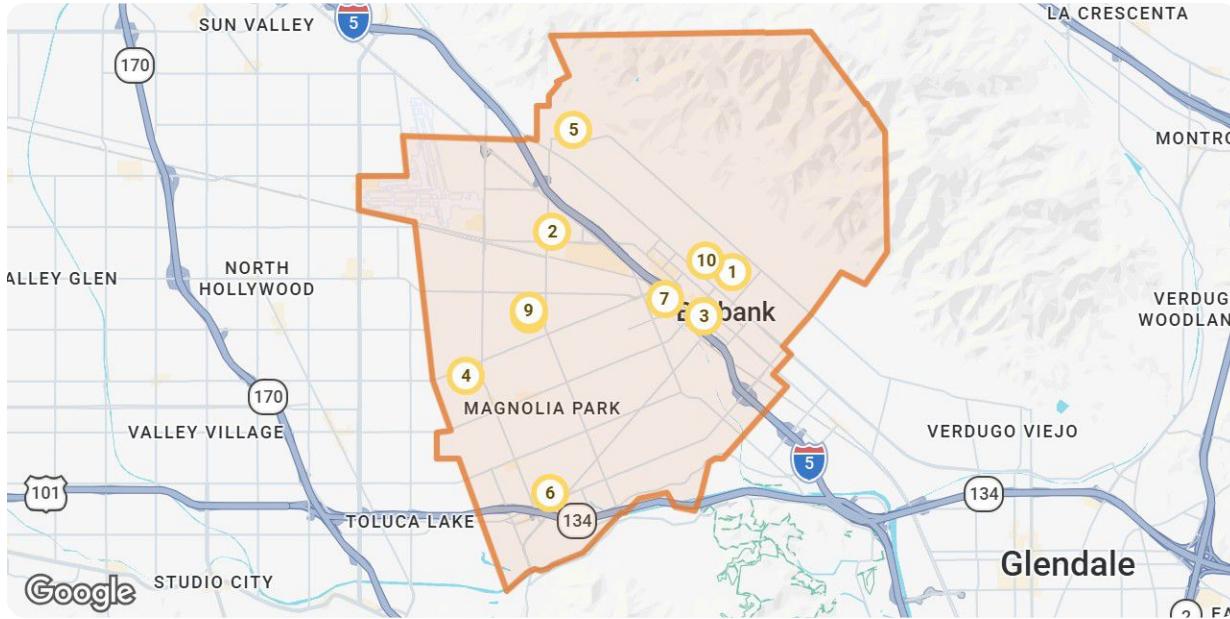
- For Lease
- For Lease Pending
- Distressed
- Recently Leased

	New	Pending	Closed	Distressed
Number of Properties	10	2	10	10
Lowest Listing Price / Est.Value	\$1,895	\$1,950	\$2,100	\$643,330
Median Listing Price / Est.Value	\$4,375	\$2,475	\$3,850	\$1,224,500
Highest Listing Price / Est.Value	\$10,995	\$3,000	\$17,000	\$3,125,670
Average Price / sqft	\$3	\$3	\$3	\$837
Median Price / sqft	\$3	\$3	\$3	\$827
Average Days in RPR	2	22	23	-
Median Days in RPR	2	22	22	-
Total Volume	\$49,629	\$4,950	\$50,099	\$13,671,550
Source	Listings	Listings	Public Records & Listings	Public Records & Listings

## Market Activity Breakdown

### New





Source: Listings



#### Legend

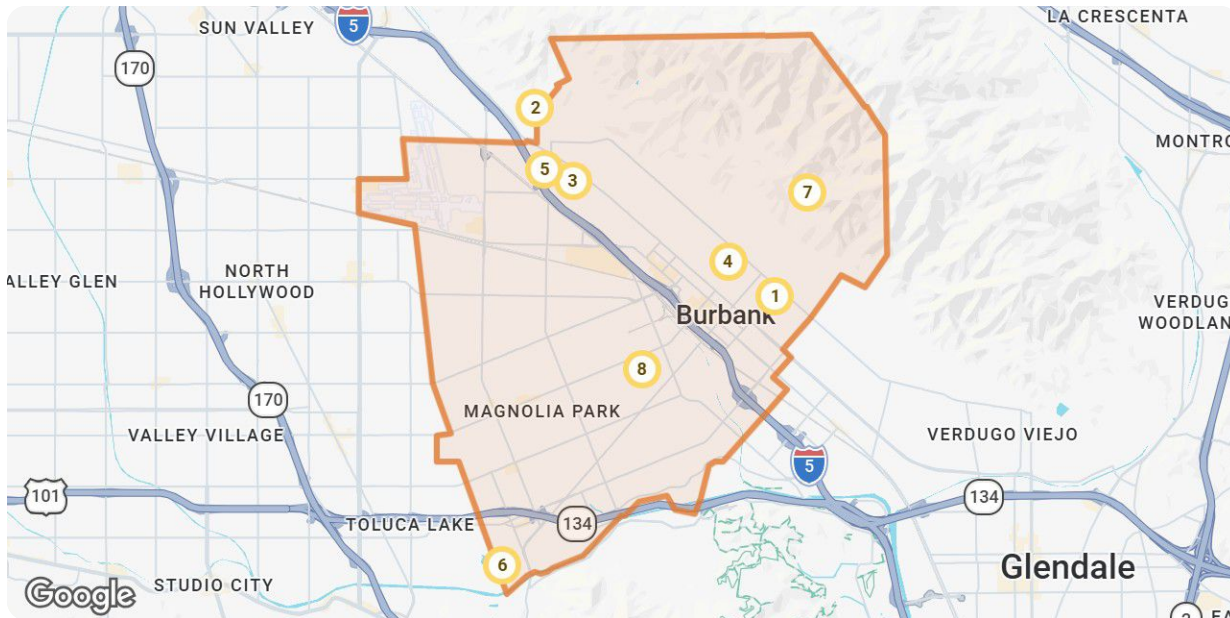
● Active For Lease

New: 10 properties		Property Type	Beds / Baths	Living Area (sq ft)	Lot Size	Year Built	List Date / Days in RPR	List Price / \$ Per Sq Ft
<span style="border: 1px solid yellow; border-radius: 50%; padding: 2px;">1</span>	 <p><b>4110 W Kling St</b> Burbank, CA 91505 MLS ID: SR26122592 <span style="color: yellow;">●</span> Active / For Lease</p> <p><i>Courtesy of RE/MAX ONE</i></p>	Condo/Townhouse/Apt.	4/4	1,861	0.65 acres	2003	6/6/2026 - days	\$5,495 mo. \$3/sq ft
<span style="border: 1px solid yellow; border-radius: 50%; padding: 2px;">2</span>	 <p><b>2567 N Brighton St</b> Burbank, CA 91504 MLS ID: BB26122938 <span style="color: yellow;">●</span> Active / For Lease</p> <p><i>Courtesy of EQUITY UNION</i></p>	Condo/Townhouse/Apt.	1/1	604	5,684 sqft	1965	6/5/2026 1 day	\$2,495 mo. \$4/sq ft
<span style="border: 1px solid yellow; border-radius: 50%; padding: 2px;">3</span>	 <p><b>2115 W Clark Ave</b> Burbank, CA 91506 MLS ID: BB26122912 <span style="color: yellow;">●</span> Active / For Lease</p> <p><i>Courtesy of KELLER WILLIAMS REALTY WORLD MEDIA CENTER</i></p>	Single Family	2/3	998	7,501 sqft	1939	6/5/2026 1 day	\$4,250 mo. \$4/sq ft
<span style="border: 1px solid yellow; border-radius: 50%; padding: 2px;">4</span>	 <p><b>632 E Valencia Ave</b> Burbank, CA 91501 MLS ID: GD26122804 <span style="color: yellow;">●</span> Active / For Lease</p> <p><i>Courtesy of JOHNHART REAL ESTATE</i></p>	Single Family	2/2	943	5,998 sqft	2025	6/5/2026 1 day	\$3,500 mo. \$4/sq ft
<span style="border: 1px solid yellow; border-radius: 50%; padding: 2px;">5</span>	 <p><b>3805 W Verdugo Ave</b> Burbank, CA 91505 MLS ID: SR26123350 <span style="color: yellow;">●</span> Active / For Lease</p> <p><i>Courtesy of EQUITY UNION</i></p>	Condo/Townhouse/Apt.	2/2	1,000	5,359 acres	1988	6/5/2026 1 day	\$2,800 mo. \$3/sq ft

New: 10 properties		Property Type	Beds / Baths	Living Area (sq ft)	Lot Size	Year Built	List Date / Days in RPR	List Price / \$ Per Sq Ft
6	 <p><b>1400 W Clark Ave</b> Burbank, CA 91506 MLS ID: 26842535 ● Active / For Lease</p> <p><i>Courtesy of Compass</i></p>	Single Family	3/2	1,646	7,288 sqft	1941	6/4/2026 2 days	\$5,849 mo. \$4/sq ft
7	 <p><b>203 N Florence St</b> Burbank, CA 91505 MLS ID: BB26121612 ● Active / For Lease</p> <p><i>Courtesy of TELEGRAM REALTY</i></p>	Condo/Townhouse/Apt.	1/1	516	6,242 sqft	1947	6/4/2026 2 days	\$1,895 mo. \$4/sq ft
8	 <p><b>135 N Naomi St</b> Burbank, CA 91505 MLS ID: SR26120945 ● Active / For Lease</p> <p><i>Courtesy of HOMESMART EVERGREEN REALTY</i></p>	Single Family	3/2	1,507	6,063 sqft	1926	6/4/2026 2 days	\$4,500 mo. \$3/sq ft
9	 <p><b>1234 E Tujunga Ave</b> Burbank, CA 91501 MLS ID: P1-27442 ● Active / For Lease</p> <p><i>Courtesy of COLDWELL BANKER REALTY</i></p>	Single Family	5/4	5,734	0.78 acres	1985	6/3/2026 3 days	\$10,995 mo. \$2/sq ft
10	 <p><b>418 S Gibson Ct</b> Burbank, CA 91501 MLS ID: WS26120229 ● Active / For Lease</p> <p><i>Courtesy of COLDWELL BANKER NEW CENTURY</i></p>	Single Family	6/4	3,411	0.4 acres	1980	6/2/2026 4 days	\$7,850 mo. \$2/sq ft

## Pending


Source: Listings




### Legend

● Active For Lease

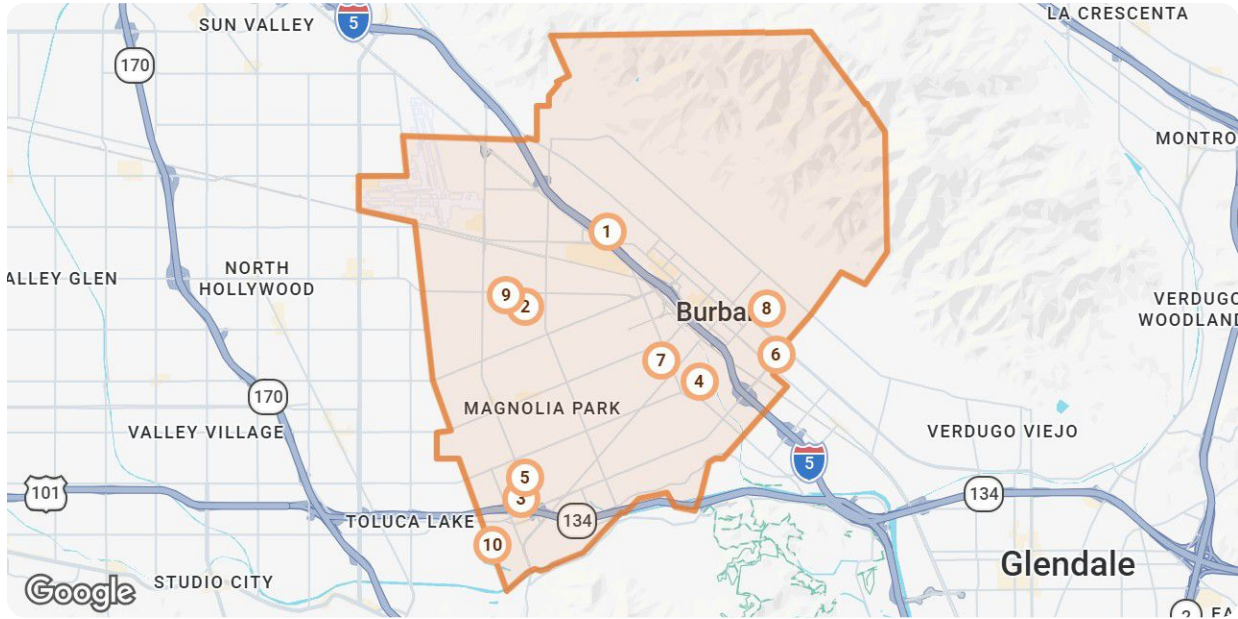


Pending: 2 properties		Property Type	Beds / Baths	Living Area (sq ft)	Lot Size / Year Built	List Date	List Price / \$ Per Sq Ft	Pending Date / Days in RPR
1	 <p><b>631 E San Jose Ave</b> Burbank, CA 91501 MLS ID: SR26067953 Pending / For Lease</p> <p><i>Courtesy of COASTLAND PROPERTY MANAGEMENT</i></p>	Condo/Townhouse/Apt.	1/1	688	801 sqft / 1968	4/13/2026	\$1,950 mo. / \$3/sq ft	5/17/2026 / 34 days


2	 <p><b>351 N Mariposa St</b> Burbank, CA 91506 MLS ID: GD26066493 Pending / For Lease</p> <p><i>Courtesy of COLDWELL BANKER HALLMARK</i></p>	Single Family	2/2	875	6,751 sqft / 1945	3/27/2026	\$3,000 mo. / \$3/sq ft	4/6/2026 / 10 days
---	---	---------------	-----	-----	-------------------	-----------	-------------------------	--------------------


## Closed


Source: Public Records and Listings



**Legend**  
● Closed

Closed: 10 properties		Property Type	Beds / Baths	Living Area (sq ft)	Lot Size / Year Built	Closed Date / Days in RPR	Closed Price / \$ Per Sq Ft	List to Sold Price %
1	 <p><b>2542 N Brighton St</b> Burbank, CA 91504 MLS ID: SR26097748 Closed / For Lease</p> <p><i>Courtesy of BERKSHIRE HATHAWAY HOMESERVICES CALIFORNIA PROPERTIES</i></p>	Condo/Townhouse/Apt.	1/1	711	6,394 sqft / 1950	6/5/2026 / 28 days	- / \$3/sq ft	-

2	 <p><b>211 S Valley St</b> Burbank, CA 91505 MLS ID: 26671193 Closed / For Lease</p> <p><i>Courtesy of Compass</i></p>	Single Family	6/7	5,321	10,698 sqft / 1999	6/5/2026 / 44 days	- / \$3/sq ft	-
---	---	---------------	-----	-------	--------------------	--------------------	---------------	---

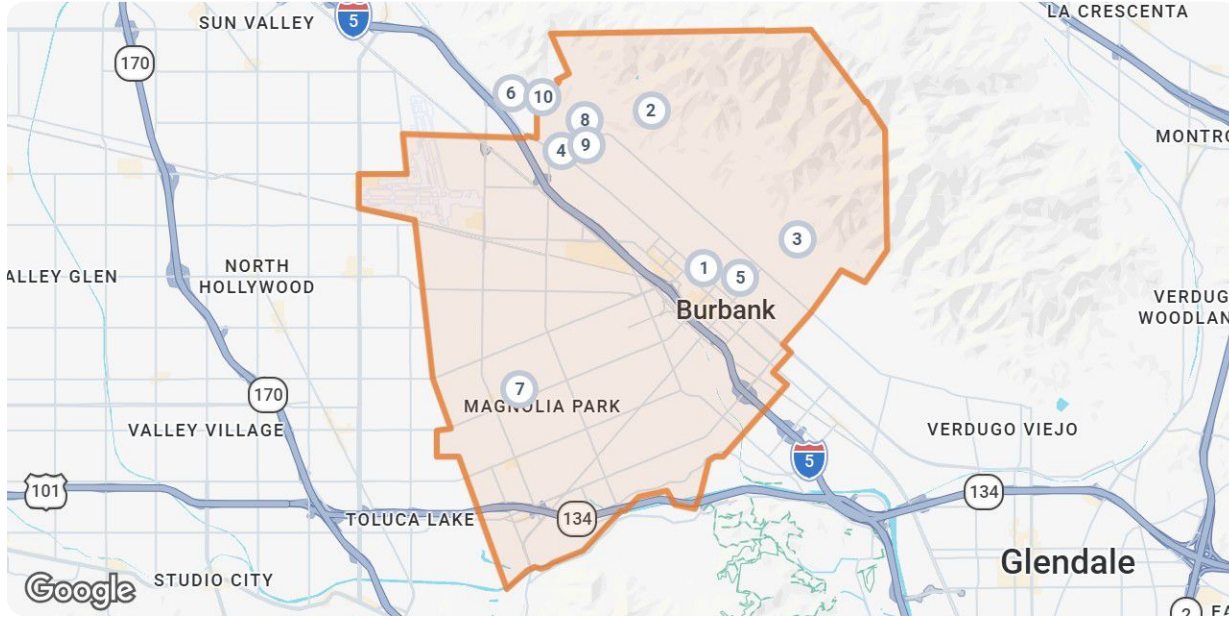
3	 <p><b>465 E Magnolia Blvd, Apt 104</b> Burbank, CA 91501 MLS ID: GD26113711 Closed / For Lease</p> <p><i>Courtesy of THE ART IN REAL ESTATE</i></p>	Condo/Townhouse/Apt.	2/2	1,280	0.42 acres / 2005	6/3/2026 / 8 days	- / \$3/sq ft	-
---	---	----------------------	-----	-------	-------------------	-------------------	---------------	---



Closed: 10 properties		Property Type	Beds / Baths	Living Area (sq ft)	Lot Size / Year Built	Closed Date / Days in RPR	Closed Price / \$ Per Sq Ft	List to Sold Price %
	<p><b>250 N First St, Unit 326</b>  <b>Burbank, CA 91502</b>                      MLS ID: GD26109918  <span style="background-color: #ffc107;">■</span> Closed / For Lease</p> <p><i>Courtesy of JOHNHART REAL ESTATE</i></p>	Condo/Townhouse/Apt.	2/1	920	1.93 acres 2007	6/2/2026 10 days	- \$4/sq ft	-
	<p><b>721 Country Club Dr</b>  <b>Burbank, CA 91501</b>                      MLS ID: BB26073802  <span style="background-color: #ffc107;">■</span> Closed / For Lease</p> <p><i>Courtesy of REAL BROKERAGE TECHNOLOGIES</i></p>	Single Family	3/2	1,373	4,599 sqft 1927	6/1/2026 15 days	- \$4/sq ft	-
	<p><b>1638 N Frederic St</b>  <b>Burbank, CA 91505</b>                      MLS ID: BB26092051  <span style="background-color: #ffc107;">■</span> Closed / For Lease</p> <p><i>Courtesy of REAL BROKERAGE TECHNOLOGIES</i></p>	Single Family	1/1	498	6,398 sqft 2019	6/1/2026 29 days	- \$4/sq ft	-
	<p><b>2407 N Keystone St</b>  <b>Burbank, CA 91504</b>                      MLS ID: BB26074734  <span style="background-color: #ffc107;">■</span> Closed / For Lease</p> <p><i>Courtesy of REAL BROKERAGE TECHNOLOGIES</i></p>	Single Family	3/2	1,548	10,724 sqft 1946	6/1/2026 42 days	- \$3/sq ft	-
	<p><b>710 E Verdugo Ave, Apt 104</b>  <b>Burbank, CA 91501</b>                      MLS ID: GD26106445  <span style="background-color: #ffc107;">■</span> Closed / For Lease</p> <p><i>Courtesy of TEAM ROCK PROPERTIES</i></p>	Condo/Townhouse/Apt.	3/3	1,420	7,335 sqft 2010	6/1/2026 4 days	- \$3/sq ft	-
	<p><b>831 E Verdugo Ave</b>  <b>Burbank, CA 91501</b>                      MLS ID: SR26092899  <span style="background-color: #ffc107;">■</span> Closed / For Lease</p> <p><i>Courtesy of JOHNHART REAL ESTATE</i></p>	Single Family	1/1	700	7,670 sqft 1921	6/1/2026 30 days	- \$4/sq ft	-
	<p><b>9552 Via Milano</b>  <b>Burbank, CA 91504</b>                      MLS ID: 26835349  <span style="background-color: #ffc107;">■</span> Closed / For Lease</p> <p><i>Courtesy of MAISONRE</i></p>	Single Family	3/3	1,602	4.85 acres 1977	6/1/2026 15 days	- \$3/sq ft	-








## Distressed




Source: Public Records and Listings



### Legend

● Off Market, Hold, Withdrawn, Expired, or Canceled

Distressed: 10 properties		Property Type	Beds / Baths	Living Area (sq ft)	Lot Size / Year Built	List Date / Days in RPR	List Price / \$ Per Sq Ft	Distressed Date / Type
1	 <p><b>422 E Harvard Rd, Apt C</b> Burbank, CA 91501 ■ Off Market / Public Record</p>	Condo/Townhouse/Apt.	2/3	1,525	7,629 sqft / 1981	- days	- / \$683/sq ft	5/8/2026 Notice of Foreclosure Sale
2	 <p><b>3512 Haven Way</b> Burbank, CA 91504 ■ Off Market / Public Record</p>	Single Family	4/4	3,950	0.37 acres / 1988	- days	- / \$791/sq ft	3/9/2026 Notice of Default
3	 <p><b>2109 N Manning St</b> Burbank, CA 91505 ■ Off Market / Public Record</p>	Single Family	3/1	1,015	6,112 sqft / 1944	- days	- / \$978/sq ft	5/18/2026 Notice of Foreclosure Sale
4	 <p><b>130 S Sunset Canyon Dr</b> Burbank, CA 91501 ■ Off Market / Public Record</p>	Single Family	3/3	2,726	0.52 acres / 1950	- days	- / \$708/sq ft	3/24/2026 Notice of Default
5	 <p><b>601 E Orange Grove Ave, Unit 1</b> Burbank, CA 91501 ■ Off Market / Public Record</p>	Condo/Townhouse/Apt.	2/2	1,000	0.36 acres / 1969	- days	- / \$643/sq ft	3/31/2026 Notice of Rescission
6	 <p><b>9800 Glenhill Dr</b> Burbank, CA 91504 ■ Off Market / Public Record</p>	Single Family	3/1	1,161	8,142 sqft / 1950	- days	- / \$1,040/sq ft	3/12/2026 Notice of Rescission
7	 <p><b>935 N Ontario St</b> Burbank, CA 91505 ■ Off Market / Public Record</p>	Single Family	3/2	1,230	6,750 sqft / 1939	- days	- / \$1,009/sq ft	4/16/2026 Notice of Default

Distressed: 10 properties		Property Type	Beds / Baths	Living Area (sq ft)	Lot Size / Year Built	List Date / Days in RPR	List Price / \$ Per Sq Ft	Distressed Date / Type
8	 <p><b>834 N Myers St</b> Burbank, CA 91506</p> <p>Off Market / Public Record</p>	Single Family	2/3	1,524	6,713 sqft 1941	- - days	- \$864/sq ft	5/11/2026 Notice of Foreclosure Sale
9	 <p><b>2523 N Parish Pl</b> Burbank, CA 91504</p> <p>Off Market / Public Record</p>	Single Family	3/2	1,207	7,641 sqft 1941	- - days	- \$1,215/sq ft	4/9/2026 Notice of Default
10	 <p><b>7780 Via Rosa Maria</b> Burbank, CA 91504</p> <p>Off Market / Public Record</p>	Condo/Townhouse/Apt.	3/3	1,602	4.85 acres 1978	- - days	- \$440/sq ft	4/6/2026 Notice of Default

## About RPR

- RPR® is the nation's largest property database, exclusively for REALTORS®. It empowers REALTORS® to help buyers and sellers make informed decisions, backed by a real estate database covering more than 160 million residential and commercial properties in the United States.
- RPR is a wholly owned subsidiary of the National Association of REALTORS® and a member benefit to REALTORS®.
- RPR's data sources range from MLSs and county-level tax and assessment offices, to the U.S. Census and FEMA, to specialty data set providers such as Esri (consumer data), Niche (school information) and Precisely (geographic boundaries).

## Learn More

For more information about RPR, please visit RPR's public website: <https://blog.narrpr.com>

