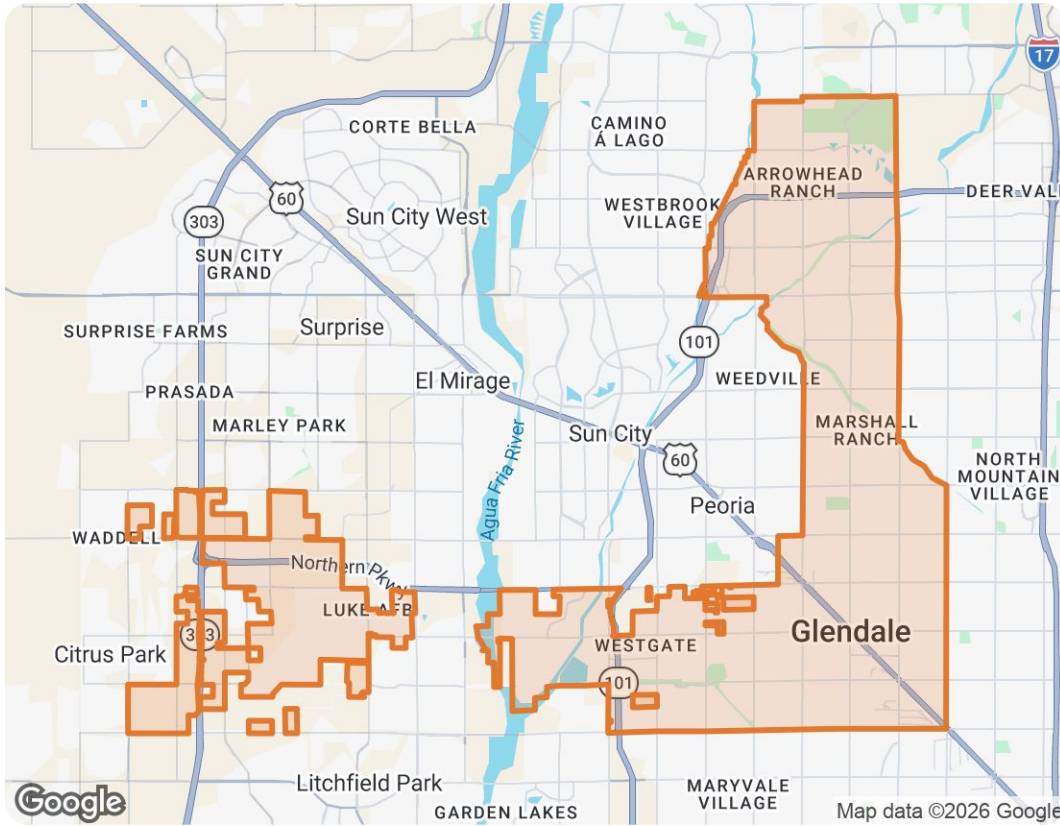


## Glendale, Arizona



*The biggest buyer rebates and lowest selling fees in real estate – without sacrificing full-service support, 7 days a week.*

ShopProp Licensed CA, WA, HI, AZ, MI, TX, VA, CO

📞 Office (888) 821-0556

✉️ [team@shopprop.com](mailto:team@shopprop.com)

🌐 [www.shopprop.com](http://www.shopprop.com)

# Shop|Prop

ShopProp Inc.

# Glendale, Arizona

## Market Trends

### Market Trends for Glendale, Arizona

Single Family + Condo/Townhouse/Apt.

**May 2026**

**Market Type**

**Seller's Market**

Balanced Market

Buyer's Market

**Key Details**

<p>Months of Inventory</p> <p><b>4.14</b></p> <p>↑ 10.4% MoM</p>	<p>Sold to List Price %</p> <p><b>97.9%</b></p> <p>↓ 0.75% MoM</p>	<p>Median Days in RPR</p> <p><b>40</b></p> <p>↑ 14.29% MoM</p>	<p>Median Sold Price</p> <p><b>\$425,000</b></p> <p>↑ 1.92% MoM</p>
--	--	--	---

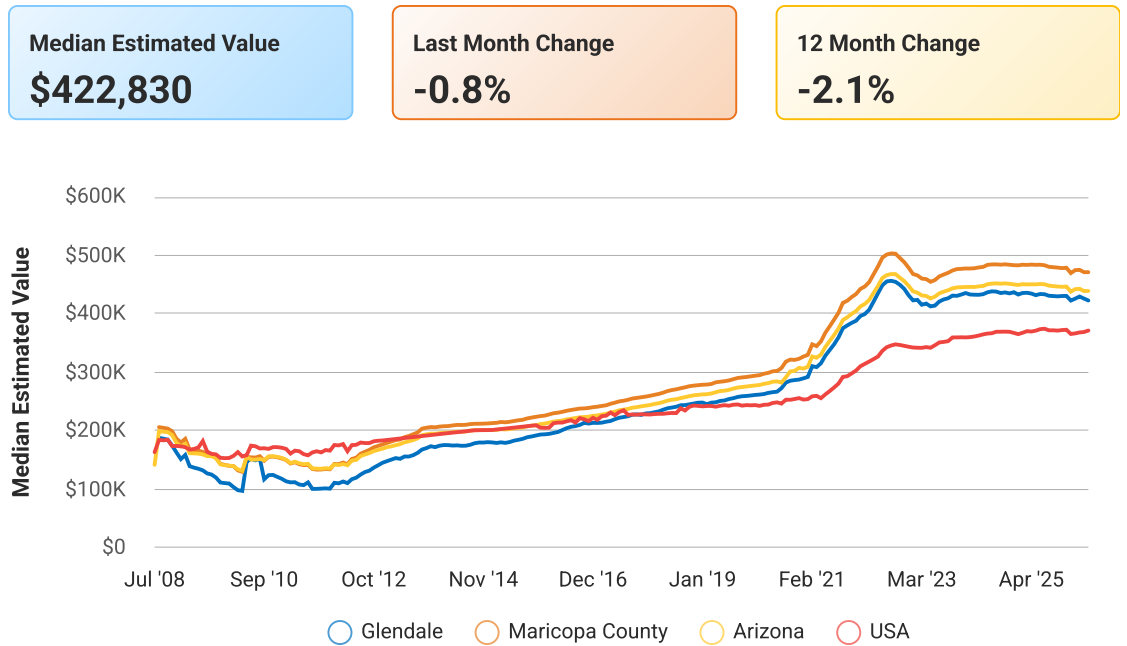
### May 2026 Median Estimated Property Value

Single Family + Condo/Townhouse/Apt.

This graphic displays property estimates for a market area and a subject property, where one has been selected. Estimated property values are generated by a valuation model and are not formal appraisals.

Source: Public records, and MLS sources where licensed

Update Frequency: Monthly



# Glendale, Arizona

## May 2026 Active Listings

### Glendale, Arizona

Single Family + Condo/Townhouse/Apt.

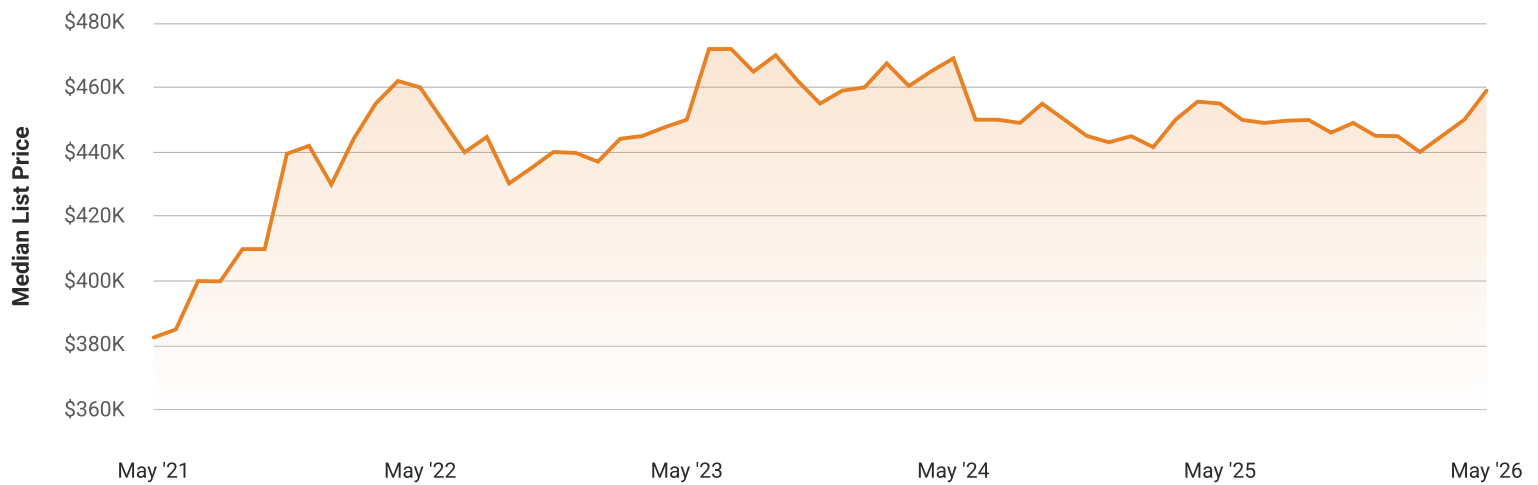
This graphic summarizes key statistics for properties that were in an active status on the last day of each month. RPR uses list date and a derived pending date to determine if the listing was active on the last day of the month. An end-of-month snapshot of active listings helps to understand inventory levels, price points and duration on the market.

Source: Listing sources

Update Frequency: Monthly

**Median List Price - \$459,000**

↑ 2% Month over Month



# Glendale, Arizona

## May 2026 Sold Listings

### Glendale, Arizona

Single Family + Condo/Townhouse/Apt.

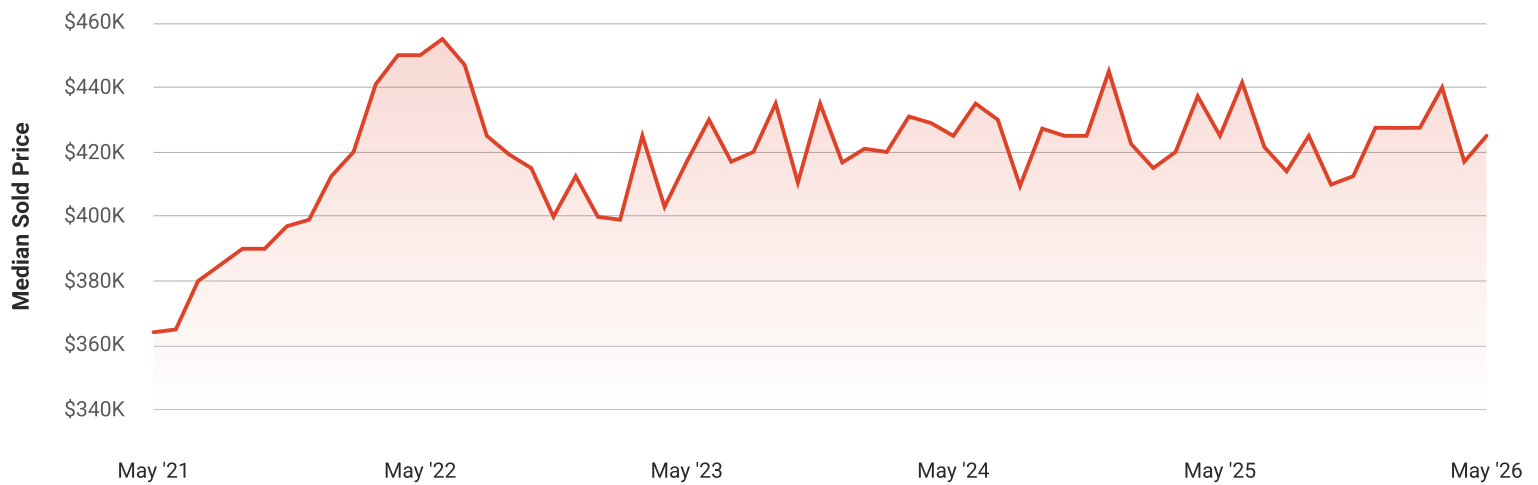
This graphic summarizes key statistics for properties that sold each month. RPR uses a derived sold date to determine when a property moved into a sold status within the given month. These statistics are important for understanding the price points on sold properties as well as the difference between the list price and sold price, which reveals whether buyers are paying over or under the asking price.

Source: Listing sources

Update Frequency: Monthly

**Median Sold Price - \$425,000**

↑ 1.9% Month over Month



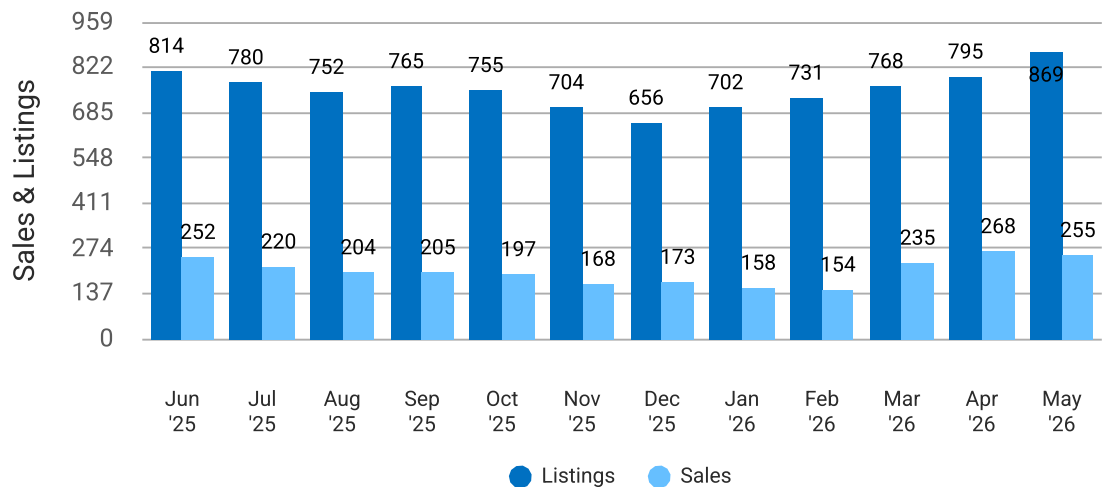
## Total Sales and Active Listings in Glendale, Arizona

Single Family + Condo/Townhouse/Apt.

This graph compares the number of sales with the number of active listings in the local market.

Source: MLS data where licensed

Update Frequency: Monthly



# Glendale, Arizona

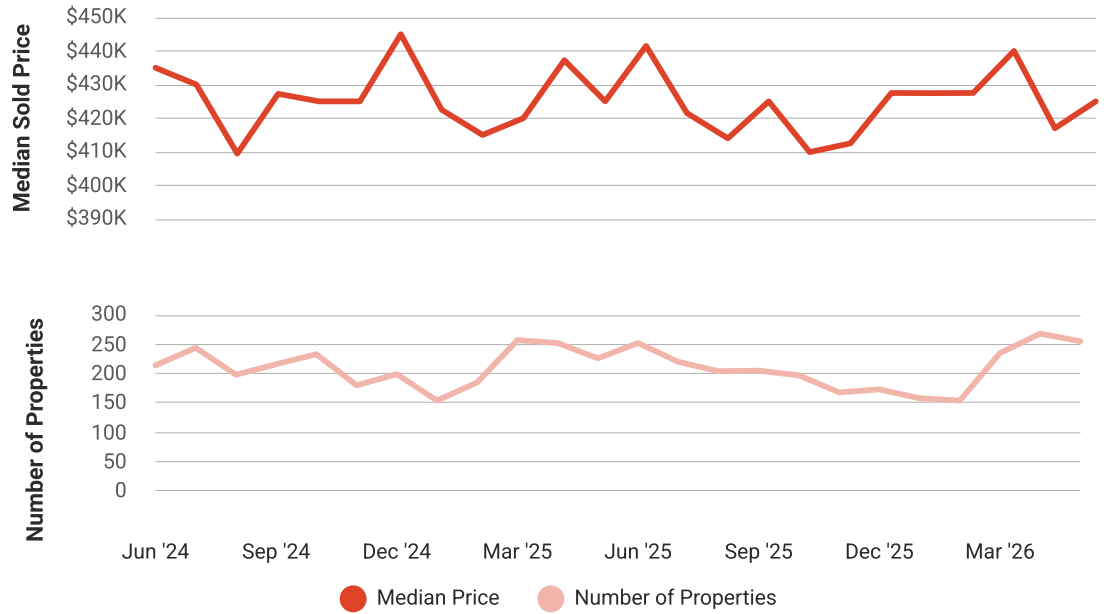
## Median Sold Price vs Sold Listings in Glendale, Arizona

Single Family + Condo/Townhouse/Apt.

This chart compares the trend of median sold price and number of sold listings for the given location.

Source: Listing Data

Update Frequency: Monthly



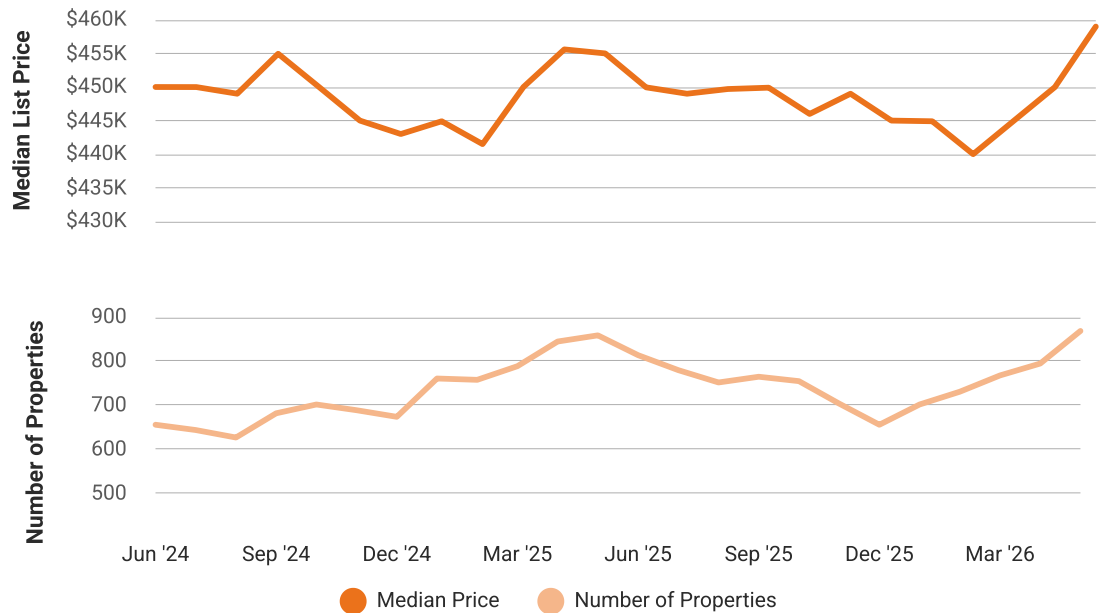
## Median List Price vs Active Listings in Glendale, Arizona

Single Family + Condo/Townhouse/Apt.

This chart compares the trend of median list price and number of active properties for the given location.

Source: Listing Data

Update Frequency: Monthly



# Market Snapshot

## Value and Price Changes

	Current	Last Month	Last 3 Months	Last 12 Months	Last 24 Months	Last 36 Months
<b>Median Est. Property Value</b> Last Updated: 5/31/2026	\$422,830	\$426,100 -0.77%	\$426,010 -0.75%	\$431,930 -2.11%	\$433,610 -2.49%	\$412,730 +2.45%
<b>Median Sold Price</b> Last Updated: 5/31/2026	\$425,000	\$417,000 +1.92%	\$427,500 -0.58%	\$425,000 0%	\$424,990 0%	\$417,000 +1.92%
<b>Median List Price</b> Last Updated: 5/31/2026	\$459,000	\$449,990 +2%	\$440,000 +4.32%	\$455,000 +0.88%	\$469,000 -2.13%	\$450,000 +2%

**About this Data:** Because some brokerages may choose not to include their MLS listing content within the RPR platform, the analysis contained in this report may not have been created using all the available listing data within this geographical market. Median estimated property values are generated by a valuation model and are not formal appraisals. Valuations are based on public records and MLS data where licensed. The Metrics displayed here reflect **All Residential Single Family, Condo, Townhouse and Apartment properties** data.

# Market Activity

### Market Activity Filters

Sort Order: Date

Maximum Properties Per Change Type: 10

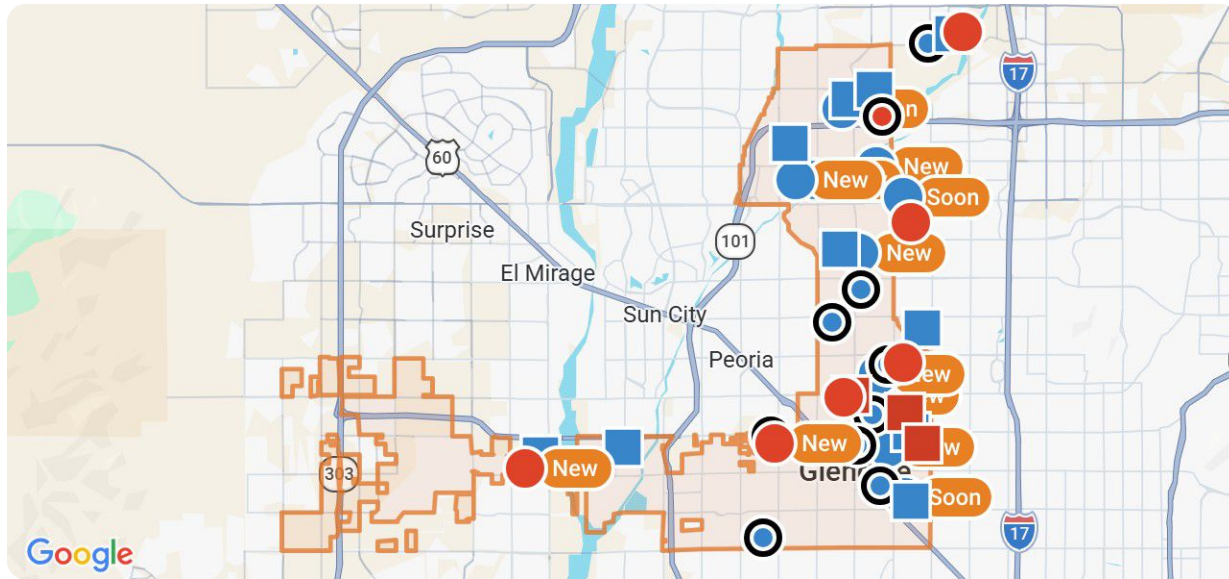
Change Types: New Listings, Pending, Closed, Distressed

Property Types: Single Family, Condo/Townhouse/Apt

Property Features: Sale Price: Any, Lease Price: Any, Beds: Any, Baths: Any, Living Area: Any, Lot Size (acre): Any, Year Built: Any

## Summary

For Sale Activity in the Last 3 Months



### Legend

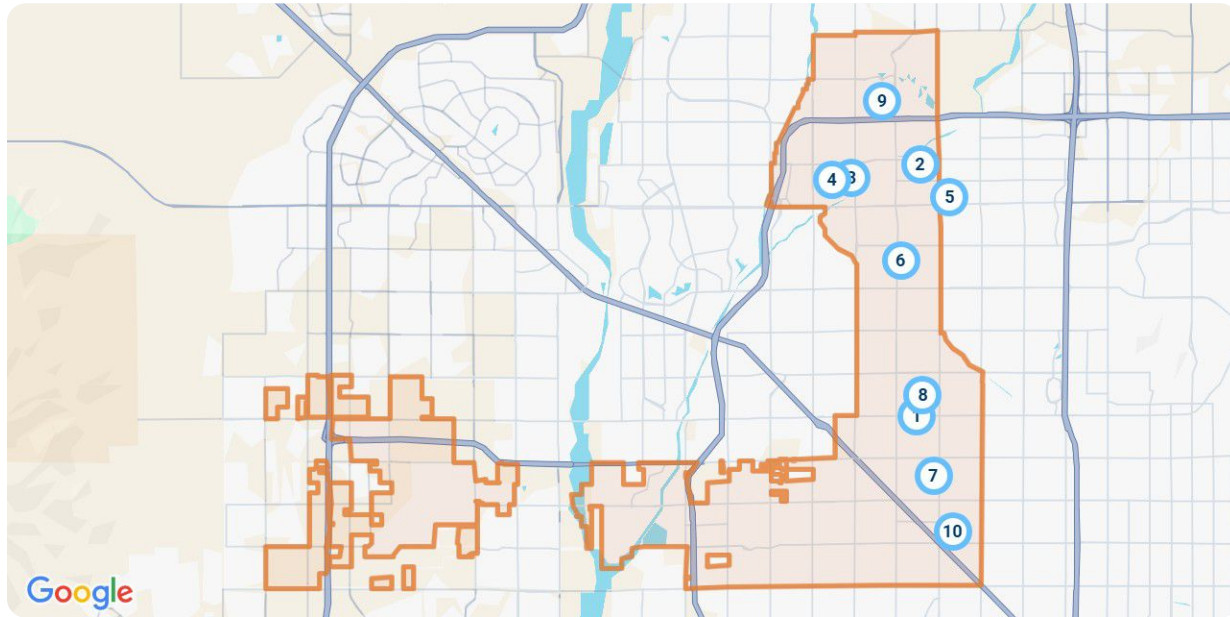
- For Sale
- For Sale Pending
- Distressed For Sale or Lease
- Distressed Pending
- Recently Closed
- Distressed

	New	Pending	Closed	Distressed
Number of Properties	10	10	10	10
Lowest Listing Price / Est.Value	\$370,000	\$176,500	\$241,000	\$80,900
Median Listing Price / Est.Value	\$480,000	\$386,750	\$396,000	\$230,922
Highest Listing Price / Est.Value	\$1,023,000	\$659,000	\$2,125,000	\$539,000
Average Price / sqft	\$266	\$232	\$237	\$174
Median Price / sqft	\$269	\$233	\$235	\$184
Average Days in RPR	2	35	60	79
Median Days in RPR	2	37	64	49
Total Volume	\$5,135,900	\$4,091,895	\$5,704,900	\$2,775,851
Source	Listings	Listings	Public Records & Listings	Public Records & Listings

## Market Activity Breakdown




### New

Source: Listings



#### Legend

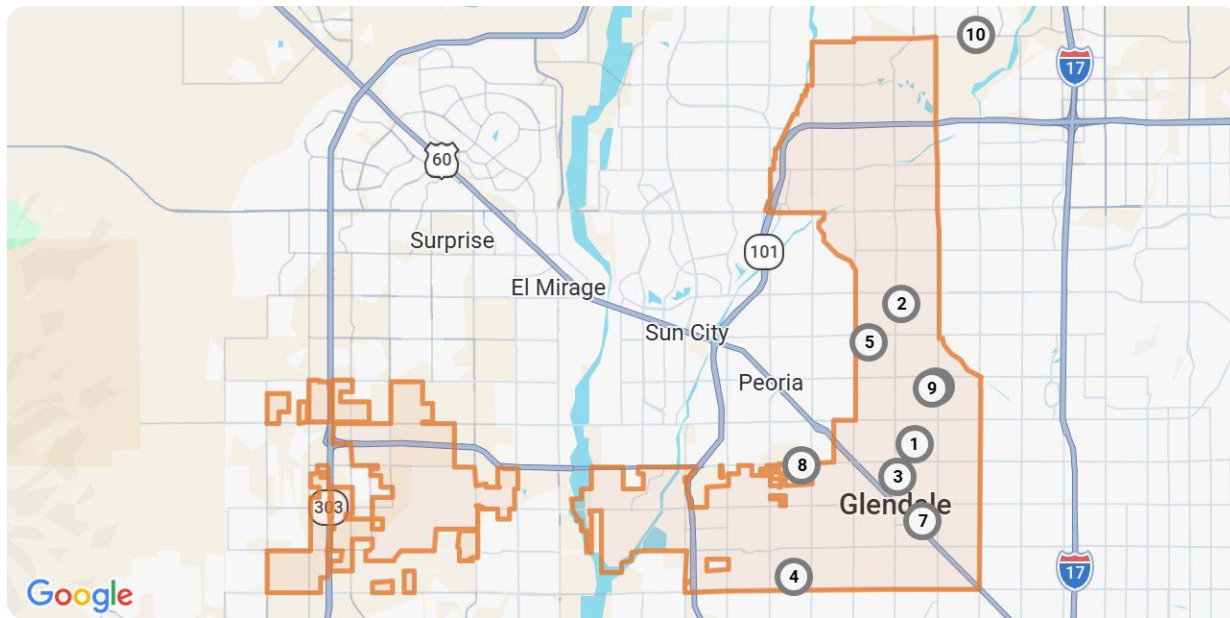
● Active For Sale

New: 10 properties		Property Type	Beds / Baths	Living Area (sq ft)	Lot Size	Year Built	List Date / Days in RPR	List Price / \$ Per Sq Ft
<span style="border: 1px solid blue; border-radius: 50%; padding: 2px 5px;">1</span>	 <p><b>14018 N 44th Dr</b> Glendale, AZ 85306 MLS ID: 7038606 <span style="color: blue;">●</span> Active / For Sale</p> <p><i>Listing Courtesy of Keller Williams Realty Sonoran Living</i></p>	Single Family	4/2	1,938	8,822 sqft	1977	6/7/2026 1 day	\$525,000 \$271/sq ft
<span style="border: 1px solid blue; border-radius: 50%; padding: 2px 5px;">2</span>	 <p><b>4750 W Escuda Dr</b> Glendale, AZ 85308 MLS ID: 7038589 <span style="color: blue;">●</span> Active / For Sale</p> <p><i>Listing Courtesy of Irs/international Realty Services, Inc.</i></p>	Single Family	3/3	1,320	4,750 sqft	1985	6/7/2026 1 day	\$374,900 \$284/sq ft
<span style="border: 1px solid blue; border-radius: 50%; padding: 2px 5px;">3</span>	 <p><b>10020 N 52nd Dr</b> Glendale, AZ 85302 MLS ID: 7038697 <span style="color: red;">●</span> Active / For Sale</p> <p><i>Listing Courtesy of Realty One Group</i></p>	Single Family	4/2	1,936	7,270 sqft	1977	6/6/2026 2 days	\$499,000 \$258/sq ft
<span style="border: 1px solid blue; border-radius: 50%; padding: 2px 5px;">4</span>	 <p><b>4020 W Camino Vivaz</b> Glendale, AZ 85310 MLS ID: 7038556 <span style="color: blue;">●</span> Active / For Sale</p> <p><i>Listing Courtesy of Gold Trust Realty</i></p>	Single Family	3/2	1,648	4,128 sqft	1988	6/6/2026 2 days	\$466,000 \$283/sq ft
<span style="border: 1px solid blue; border-radius: 50%; padding: 2px 5px;">5</span>	 <p><b>4434 W Dahlia Dr</b> Glendale, AZ 85304 MLS ID: 7038424 <span style="color: blue;">●</span> Active / For Sale</p> <p><i>Listing Courtesy of My Home Group Real Estate</i></p>	Single Family	3/2	2,168	8,753 sqft	1977	6/6/2026 2 days	\$475,000 \$219/sq ft

New: 10 properties		Property Type	Beds / Baths	Living Area (sq ft)	Lot Size	Year Built	List Date / Days in RPR	List Price / \$ Per Sq Ft
	<b>6615 W Leiber Pl</b> Glendale, AZ 85310 MLS ID: 7038391 ● Active / For Sale <i>Listing Courtesy of West Usa Realty</i>	Single Family	4/4	3,114	0.49 acres	2012	6/6/2026 2 days	\$1,023,000 \$329/sq ft
	<b>4343 W Mountain View Rd</b> Glendale, AZ 85302 MLS ID: 7038335 ● Active / For Sale <i>Listing Courtesy of Paradigm Homes Llc</i>	Single Family	3/2	1,536	8,869 sqft	1977	6/6/2026 2 days	\$415,000 \$270/sq ft
	<b>7395 W Rancho Dr</b> Glendale, AZ 85303 MLS ID: 7038450 ● Active / For Sale <i>Listing Courtesy of Exp Realty</i>	Single Family	3/2	1,381	6,902 sqft	2002	6/6/2026 2 days	\$370,000 \$268/sq ft
	<b>7607 W State Ave</b> Glendale, AZ 85303 MLS ID: 7038481 ● Active / For Sale <i>Listing Courtesy of Exp Realty</i>	Single Family	4/3	2,131	8,106 sqft	2003	6/6/2026 2 days	\$503,000 \$236/sq ft
	<b>7373 N 123rd Dr</b> Glendale, AZ 85307 MLS ID: 7037694 ● Active / For Sale <i>Listing Courtesy of West Usa Realty</i>	Single Family	4/3	2,031	5,750 sqft	2020	6/5/2026 3 days	\$485,000 \$239/sq ft











## Pending

Source: Listings



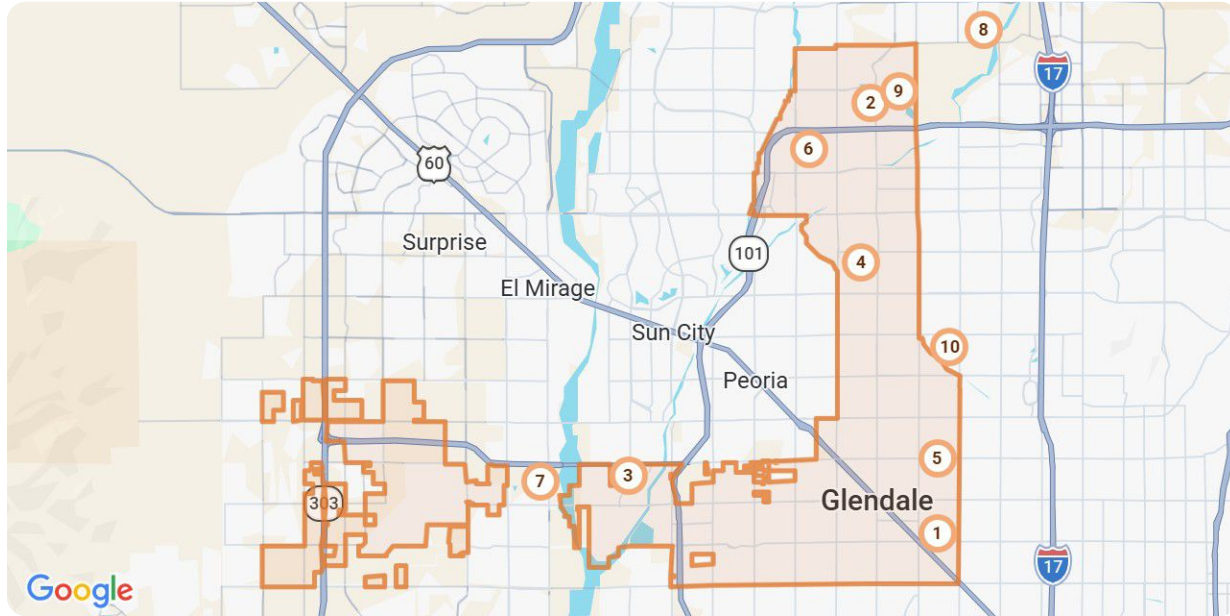
### Legend

● Pending

Pending: 10 properties		Property Type	Beds / Baths	Living Area (sq ft)	Lot Size / Year Built	List Date	List Price / \$ Per Sq Ft	Pending Date / Days in RPR
1	 <p><b>11640 N 51st Ave, Apt 137</b> Glendale, AZ 85304 MLS ID: 7013012 ● Pending / For Sale</p> <p><i>Listing Courtesy of Arizona Property Management</i></p>	Single Family	2/2	865	866 sqft 1984	4/12/2026	\$176,500 \$204/sq ft	6/8/2026 57 days
2	 <p><b>5537 W Michigan Ave</b> Glendale, AZ 85308 MLS ID: 7020827 ● Pending / For Sale</p> <p><i>Listing Courtesy of Mainstay Brokerage</i></p>	Single Family	3/2	1,286	7,000 sqft 1983	4/29/2026	\$369,900 \$288/sq ft	6/8/2026 40 days
3	 <p><b>9922 N 57th Ln</b> Glendale, AZ 85302 MLS ID: 7012826 ● Pending / For Sale</p> <p><i>Listing Courtesy of Homesmart</i></p>	Single Family	4/3	2,603	0.26 acres 1994	4/11/2026	\$599,000 \$230/sq ft	6/7/2026 57 days
4	 <p><b>10007 N 48th Dr</b> Glendale, AZ 85302 MLS ID: 7023424 ● Pending / For Sale</p> <p><i>Listing Courtesy of Echo Real Estate</i></p>	Single Family	3/2	1,745	7,671 sqft 1974	5/4/2026	\$398,500 \$228/sq ft	6/6/2026 33 days
5	 <p><b>6029 W Desert Hills Dr</b> Glendale, AZ 85304 MLS ID: 7037002 ● Pending / For Sale</p> <p><i>Listing Courtesy of Re/max Fine Properties</i></p>	Single Family	4/3	2,026	8,660 sqft 1979	6/3/2026	\$375,000 \$185/sq ft	6/6/2026 3 days
6	 <p><b>6032 W Morrow Dr</b> Glendale, AZ 85308 MLS ID: 7025689 ● Pending / For Sale</p> <p><i>Listing Courtesy of Prestige Realty</i></p>	Single Family	5/3	2,603	7,315 sqft 1995	5/8/2026	\$659,000 \$253/sq ft	6/6/2026 29 days
7	 <p><b>5739 W Seldon Ln</b> Glendale, AZ 85302 MLS ID: 7004601 ● Pending / For Sale</p> <p><i>Listing Courtesy of Mmre Advisors</i></p>	Single Family	4/3	2,119	0.28 acres 2002	3/26/2026	\$535,000 \$252/sq ft	6/6/2026 72 days
8	 <p><b>7401 W Arrowhead Clubhouse I</b> Glendale, AZ 85308 MLS ID: 7019648 ● Pending / For Sale</p> <p><i>Listing Courtesy of My Home Group Real Estate</i></p>	Single Family	2/2	1,250	1,063 sqft 2002	4/26/2026	\$329,000 \$263/sq ft	6/5/2026 40 days
9	 <p><b>4327 W Barbara Ave</b> Glendale, AZ 85302 MLS ID: 7036860 ● Pending / For Sale</p> <p><i>Listing Courtesy of Opendoor Brokerage, Llc</i></p>	Single Family	4/2	1,996	0.27 acres 1978	6/3/2026	\$470,000 \$235/sq ft	6/5/2026 2 days
10	 <p><b>6048 W Golden Ln</b> Glendale, AZ 85302 MLS ID: 7029991 ● Pending / For Sale</p> <p><i>Listing Courtesy of My Home Group Real Estate</i></p>	Condo/Townhouse/Apt.	2/2	1,026	658 sqft 1972	5/18/2026	\$179,995 \$175/sq ft	6/5/2026 18 days

## Closed

Source: Public Records and Listings



### Legend

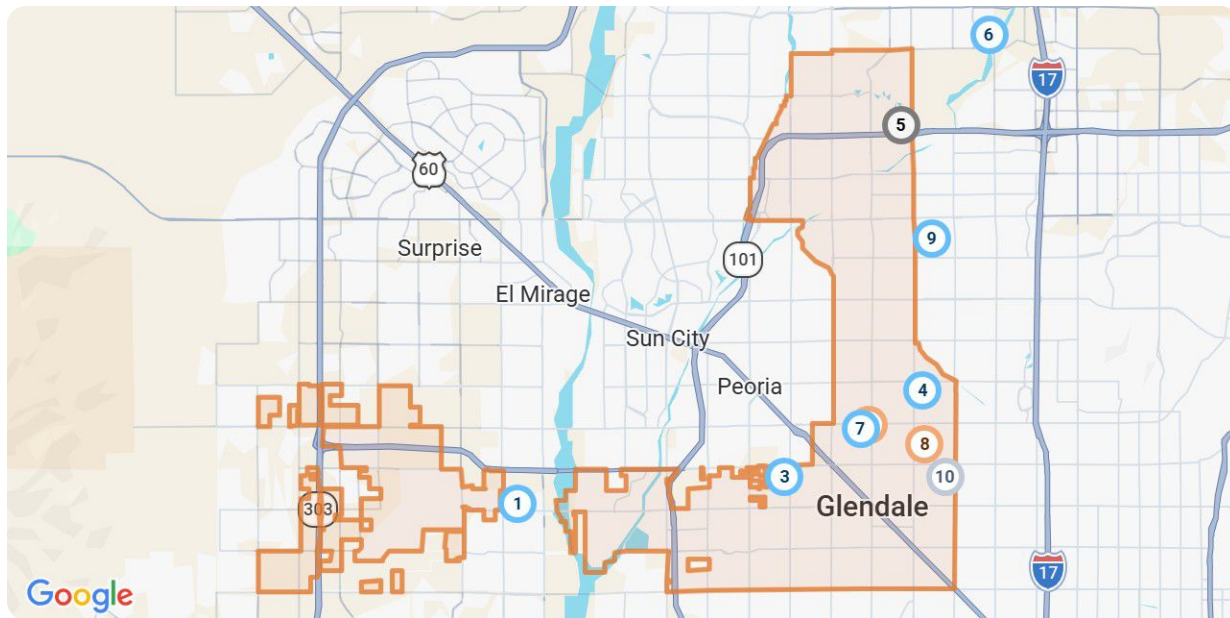
● Closed

Closed: 10 properties		Property Type	Beds / Baths	Living Area (sq ft)	Lot Size / Year Built	Closed Date / Days in RPR	Closed Price / \$ Per Sq Ft	List to Sold Price %
<span style="border: 1px solid orange; border-radius: 50%; padding: 2px;">1</span>	 <p><b>17239 N 37th Ave</b> Glendale, AZ 85308 MLS ID: 6997017 <span style="color: blue;">■</span> Closed / For Sale</p> <p><i>Courtesy of My Home Group Real Estate</i></p>	Single Family	4/2	1,898	8,113 sqft / 1976	6/5/2026 / 84 days	\$417,900 / \$220/sq ft	<span style="color: green;">↑</span> 0.22%
<span style="border: 1px solid orange; border-radius: 50%; padding: 2px;">2</span>	 <p><b>10605 N 45th Dr</b> Glendale, AZ 85304 MLS ID: 6994782 <span style="color: blue;">■</span> Closed / For Sale</p> <p><i>Courtesy of Re/max Fine Properties</i></p>	Single Family	4/2	1,638	8,141 sqft / 1972	6/5/2026 / 32 days	\$390,000 / \$238/sq ft	-
<span style="border: 1px solid orange; border-radius: 50%; padding: 2px;">3</span>	 <p><b>6550 N 47th Ave, Unit 131</b> Glendale, AZ 85301 MLS ID: 7002023 <span style="color: blue;">■</span> Closed / For Sale</p> <p><i>Courtesy of Exp Realty</i></p>	Condo/Townhouse/Apt.	2/3	1,454	81 sqft / 1984	6/5/2026 / 53 days	\$241,000 / \$166/sq ft	<span style="color: red;">↓</span> 3.6%
<span style="border: 1px solid orange; border-radius: 50%; padding: 2px;">4</span>	 <p><b>11218 N 52nd Ln</b> Glendale, AZ 85304 MLS ID: 7018668 <span style="color: blue;">■</span> Closed / For Sale</p> <p><i>Courtesy of Homesmart</i></p>	Single Family	6/3	2,541	8,181 sqft / 1979	6/5/2026 / 11 days	\$499,000 / \$196/sq ft	-
<span style="border: 1px solid orange; border-radius: 50%; padding: 2px;">5</span>	 <p><b>8521 N 53rd Dr</b> Glendale, AZ 85302 MLS ID: 7008347 <span style="color: blue;">■</span> Closed / For Sale</p> <p><i>Courtesy of Realty One Group</i></p>	Single Family	3/2	1,681	7,649 sqft / 1982	6/5/2026 / 64 days	\$402,000 / \$239/sq ft	<span style="color: green;">↑</span> 0.75%

Closed: 10 properties		Property Type	Beds / Baths	Living Area (sq ft)	Lot Size / Year Built	Closed Date / Days in RPR	Closed Price / \$ Per Sq Ft	List to Sold Price %	
	<b>8423 N 55th Dr</b> Glendale, AZ 85302 MLS ID: 6995659 Closed / For Sale	Single Family	4/2	1,569	8,464 sqft / 1971	6/5/2026 / 64 days	\$335,000 / \$214/sq ft	↓ 1.47%	
<i>Courtesy of Homesmart</i>									
	<b>13201 N 65th Dr</b> Glendale, AZ 85304 MLS ID: 7009350 Closed / For Sale	Single Family	6/7	6,347	0.96 acres / 2005	6/5/2026 / 52 days	\$2,125,000 / \$335/sq ft	↓ 5.56%	
<i>Courtesy of My Home Group Real Estate</i>									
	<b>20709 N 69th Dr</b> Glendale, AZ 85308 MLS ID: 6986088 Closed / For Sale	Single Family	4/3	2,536	6,840 sqft / 1998	6/5/2026 / 79 days	\$590,000 / \$233/sq ft	↓ 4.82%	
<i>Courtesy of Az Flat Fee</i>									
	<b>7401 W Arrowhead Clubhouse I</b> Glendale, AZ 85308 MLS ID: 6976740 Closed / For Sale	Condo/Townhouse/Apt.	2/2	1,217	1,250 sqft / 2001	6/5/2026 / 84 days	\$315,000 / \$259/sq ft	↓ 3.08%	
<i>Courtesy of Az Xceptional Realty</i>									
	<b>4714 W Cheryl Dr</b> Glendale, AZ 85302 MLS ID: 6987083 Closed / For Sale	Single Family	3/2	1,460	6,874 sqft / 1973	6/5/2026 / 78 days	\$390,000 / \$267/sq ft	↓ 3.68%	
<i>Courtesy of Realty Executives Arizona Territory</i>									

## Distressed

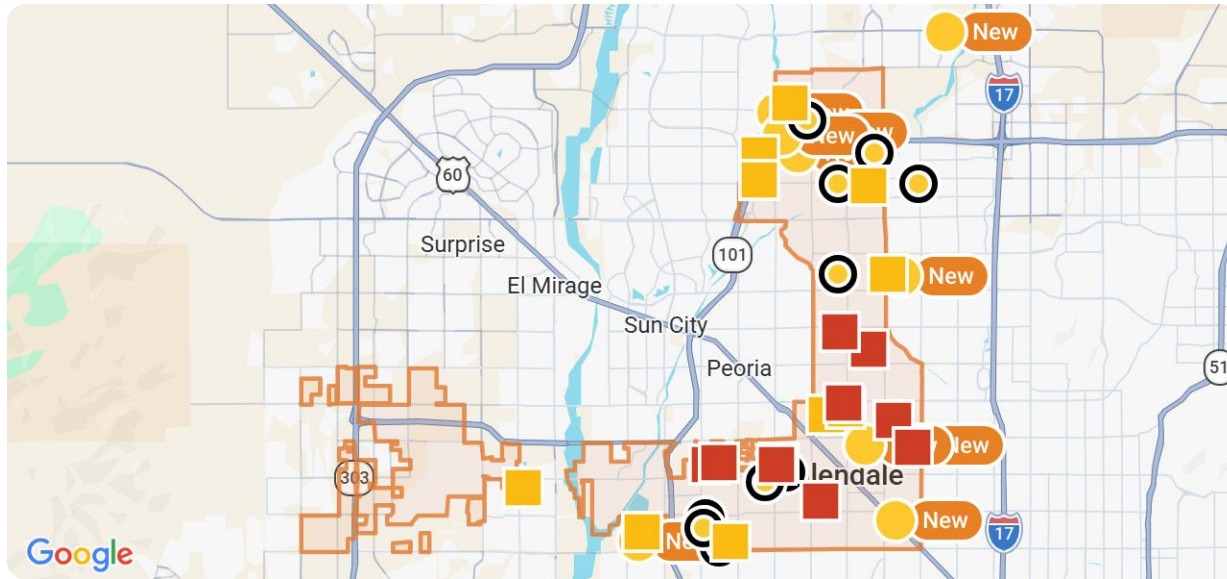
Source: Public Records and Listings



Distressed: 10 properties		Property Type	Beds / Baths	Living Area (sq ft)	Lot Size / Year Built	List Date / Days in RPR	List Price / \$ Per Sq Ft	Distressed Date / Type
1	<p><b>6029 W Desert Hills Dr</b> Glendale, AZ 85304 MLS ID: 7037002 ● Pending / For Sale</p> <p><i>Listing Courtesy of Re/max Fine Properties</i></p>	Single Family	4/3	2,026	8,660 sqft / 1979	6/3/2026 / 3 days	\$375,000 / \$185/sq ft	4/29/2026 / Pre-Foreclosure
2	<p><b>5960 W Oregon Ave, Unit 170</b> Glendale, AZ 85301 MLS ID: 7032517 ● Active / For Sale</p> <p><i>Listing Courtesy of Coldwell Banker Realty</i></p>	Condo/Townhouse/Apt.	2/1	840	858 sqft / 1984	5/23/2026 / 16 days	\$185,000 / \$220/sq ft	5/14/2026 / Pre-Foreclosure
3	<p><b>7825 N 49th Ave</b> Glendale, AZ 85301 MLS ID: 7030859 ● Active / For Sale</p> <p><i>Listing Courtesy of Senw</i></p>	Condo/Townhouse/Apt.	2/2	1,496	2,744 sqft / 1971	5/19/2026 / 20 days	\$229,900 / \$154/sq ft	4/28/2026 / Pre-Foreclosure
4	<p><b>14202 N 58th Dr</b> Glendale, AZ 85306 ● Closed / Public Record</p>	Single Family	-/2	1,577	6,451 sqft / 1980	- / - days	- / \$185/sq ft	5/19/2026 / Notice of Trustee Sale
5	<p><b>17801 N 45th Ave</b> Glendale, AZ 85308 ● Closed / Public Record</p>	Condo/Townhouse/Apt.	-/3	1,256	2,078 sqft / 1979	- / - days	- / \$258/sq ft	5/18/2026 / Sold Date: 5/14/2026
6	<p><b>5301 W Sheena Dr</b> Glendale, AZ 85306 ● Closed / Public Record</p>	Condo/Townhouse/Apt.	-/1	462	137 sqft / 1973	- / - days	- / \$255/sq ft	5/14/2026 / Notice of Trustee Sale
7	<p><b>7264 N 128th Ave</b> Glendale, AZ 85307 MLS ID: 7016901 ● Active / For Sale</p> <p><i>Listing Courtesy of Libertas Real Estate</i></p>	Single Family	5/3	2,272	5,175 sqft / 2021	4/20/2026 / 49 days	\$415,000 / \$183/sq ft	4/15/2026 / Pre-Foreclosure
8	<p><b>10220 N 49th Ave</b> Glendale, AZ 85302 MLS ID: 7006638 ● Active / For Sale</p> <p><i>Listing Courtesy of Gentry Real Estate</i></p>	Single Family	4/3	2,281	6,000 sqft / 2024	3/31/2026 / 69 days	\$539,000 / \$236/sq ft	3/23/2026 / Pre-Foreclosure
9	<p><b>6120 W Townley Ave</b> Glendale, AZ 85302 MLS ID: 6979709 ● Active / For Sale</p> <p><i>Listing Courtesy of Coldwell Banker Realty</i></p>	Condo/Townhouse/Apt.	2/2	1,036	90 sqft / 1973	2/4/2026 / 124 days	\$160,000 / \$154/sq ft	3/30/2026 / Notice of Trustee Sale
10	<p><b>7403 W State Ave</b> Glendale, AZ 85303 MLS ID: 6917481 ● Active / For Sale</p> <p><i>Listing Courtesy of Exp Realty</i></p>	Single Family	5/3	2,465	6,507 sqft / 2024	9/10/2025 / 271 days	\$460,000 / \$187/sq ft	5/15/2026 / Pre-Foreclosure

## Summary

### For Lease Activity in the Last 3 Months

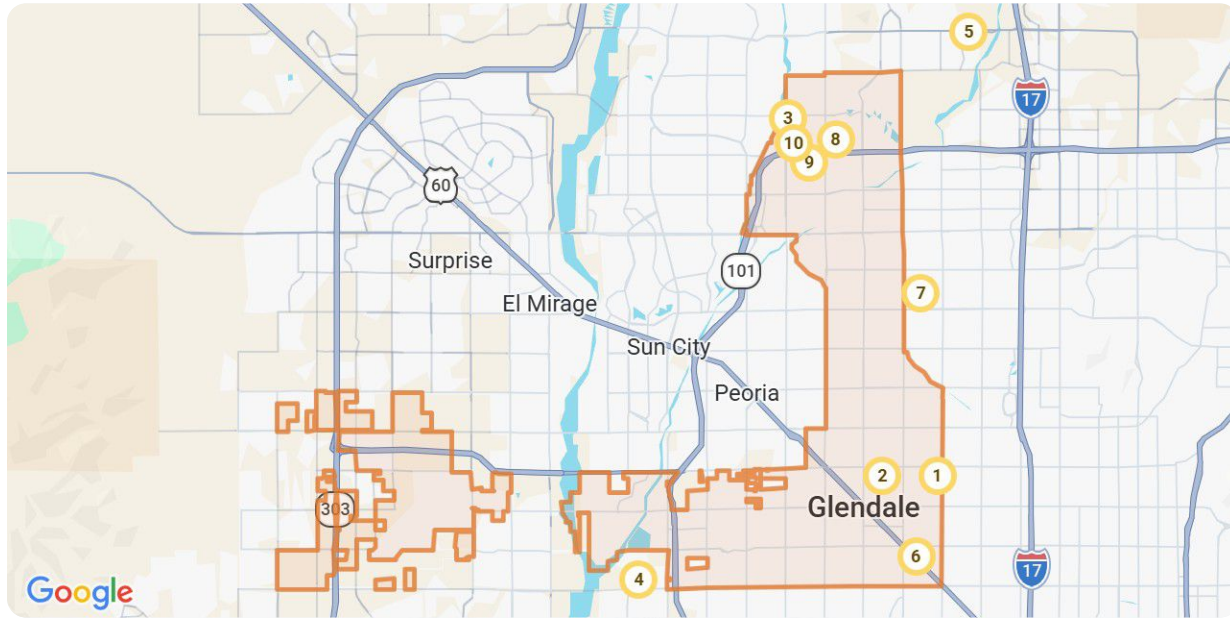


	New	Pending	Closed	Distressed
Number of Properties	10	10	10	10
Lowest Listing Price / Est.Value	\$1,049	\$1,325	\$1,329	\$80,900
Median Listing Price / Est.Value	\$2,450	\$2,275	\$2,098	\$349,595
Highest Listing Price / Est.Value	\$4,500	\$2,900	\$3,200	\$573,850
Average Price / sqft	\$1	\$1	\$1	\$199
Median Price / sqft	\$1	\$1	\$1	\$193
Average Days in RPR	3	30	33	-
Median Days in RPR	3	34	21	-
Total Volume	\$25,788	\$21,154	\$20,977	\$3,458,261
Source	Listings	Listings	Public Records & Listings	Public Records & Listings

## Market Activity Breakdown

### New

Source: Listings



#### Legend

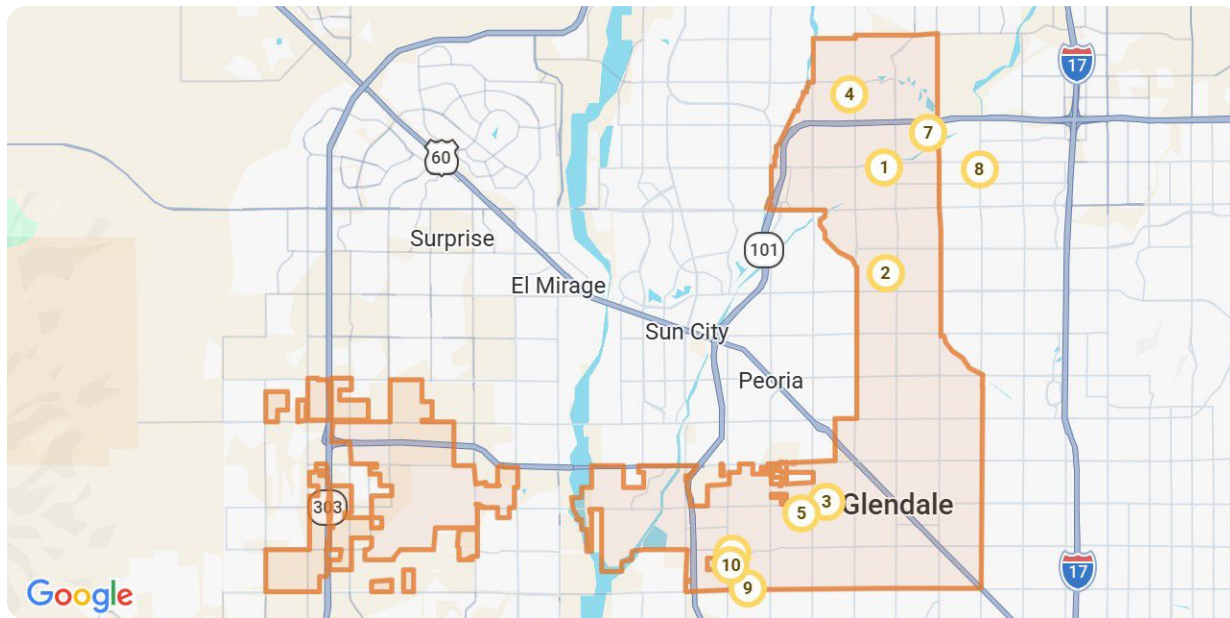
● Active For Lease

New: 10 properties		Property Type	Beds / Baths	Living Area (sq ft)	Lot Size	Year Built	List Date / Days in RPR	List Price / \$ Per Sq Ft
<span style="border: 1px solid yellow; border-radius: 50%; padding: 2px;">1</span>	 <p><b>14018 N 44th Dr</b> Glendale, AZ 85306 MLS ID: 7038705 <span style="color: yellow;">●</span> Active / For Lease <i>Courtesy of Keller Williams Realty Sonoran Living</i></p>	Single Family	4/2	1,938	8,822 sqft	1977	6/7/2026 1 day	\$3,200 mo. \$2/sq ft
<span style="border: 1px solid yellow; border-radius: 50%; padding: 2px;">2</span>	 <p><b>19436 N 50th Ave</b> Glendale, AZ 85308 MLS ID: 7038732 <span style="color: yellow;">●</span> Active / For Lease <i>Courtesy of Homesmart</i></p>	Single Family	3/3	1,593	4,597 sqft	1995	6/7/2026 1 day	\$2,500 mo. \$2/sq ft
<span style="border: 1px solid yellow; border-radius: 50%; padding: 2px;">3</span>	 <p><b>6525 W Mercer Ln</b> Glendale, AZ 85304 MLS ID: 7038571 <span style="color: yellow;">●</span> Active / For Lease <i>Courtesy of Desert River Realty</i></p>	Single Family	3/2	1,501	6,695 sqft	1980	6/7/2026 1 day	\$1,750 mo. \$1/sq ft
<span style="border: 1px solid yellow; border-radius: 50%; padding: 2px;">4</span>	 <p><b>4917 W Behrend Dr</b> Glendale, AZ 85308 MLS ID: 7038476 <span style="color: yellow;">●</span> Active / For Lease <i>Courtesy of Delex Realty</i></p>	Single Family	3/3	1,766	3,359 sqft	1997	6/6/2026 2 days	\$2,300 mo. \$1/sq ft
<span style="border: 1px solid yellow; border-radius: 50%; padding: 2px;">5</span>	 <p><b>20014 N 47th Ln</b> Glendale, AZ 85308 MLS ID: 7038086 <span style="color: yellow;">●</span> Active / For Lease <i>Courtesy of My Rental Superstore</i></p>	Single Family	3/3	1,464	4,309 sqft	1985	6/5/2026 3 days	\$2,000 mo. \$1/sq ft

New: 10 properties		Property Type	Beds / Baths	Living Area (sq ft)	Lot Size	Year Built	List Date / Days in RPR	List Price / \$ Per Sq Ft
<b>6</b>	 <p><b>7033 W Irma Ln</b> Glendale, AZ 85308 MLS ID: 7038013 ● Active / For Lease</p> <p><i>Courtesy of Delex Realty</i></p>	Single Family	4/2	2,295	7,000 sqft	1997	6/5/2026 3 days	\$2,595 mo. \$1/sq ft
<b>7</b>	 <p><b>7318 N Kirsten Ave</b> Glendale, AZ 85305 MLS ID: 7038200 ● Active / For Lease</p> <p><i>Courtesy of Skidmore Realty &amp; Property Mgt</i></p>	Single Family	5/3	3,626	0.27 acres	2005	6/5/2026 3 days	\$3,495 mo. \$1/sq ft
<b>8</b>	 <p><b>7035 W Morrow Dr</b> Glendale, AZ 85308 MLS ID: 7038145 ● Active / For Lease</p> <p><i>Courtesy of Keller Williams Realty Phoenix</i></p>	Single Family	4/3	2,568	9,300 sqft	1986	6/5/2026 3 days	\$4,500 mo. \$2/sq ft
<b>9</b>	 <p><b>7010 N 68th Dr</b> Glendale, AZ 85303 MLS ID: 7037453 ● Active / For Lease</p> <p><i>Courtesy of Gregory Real Estate And Mgmt</i></p>	Single Family	2/1	800	7,183 sqft	1972	6/4/2026 4 days	\$1,049 mo. \$1/sq ft
<b>10</b>	 <p><b>22027 N 73rd Ave</b> Glendale, AZ 85310 MLS ID: 7037126 ● Active / For Lease</p> <p><i>Courtesy of Capstone Realty Professionals</i></p>	Single Family	4/2	1,833	7,136 sqft	1994	6/4/2026 4 days	\$2,399 mo. \$1/sq ft

## Pending

Source: Listings



### Legend

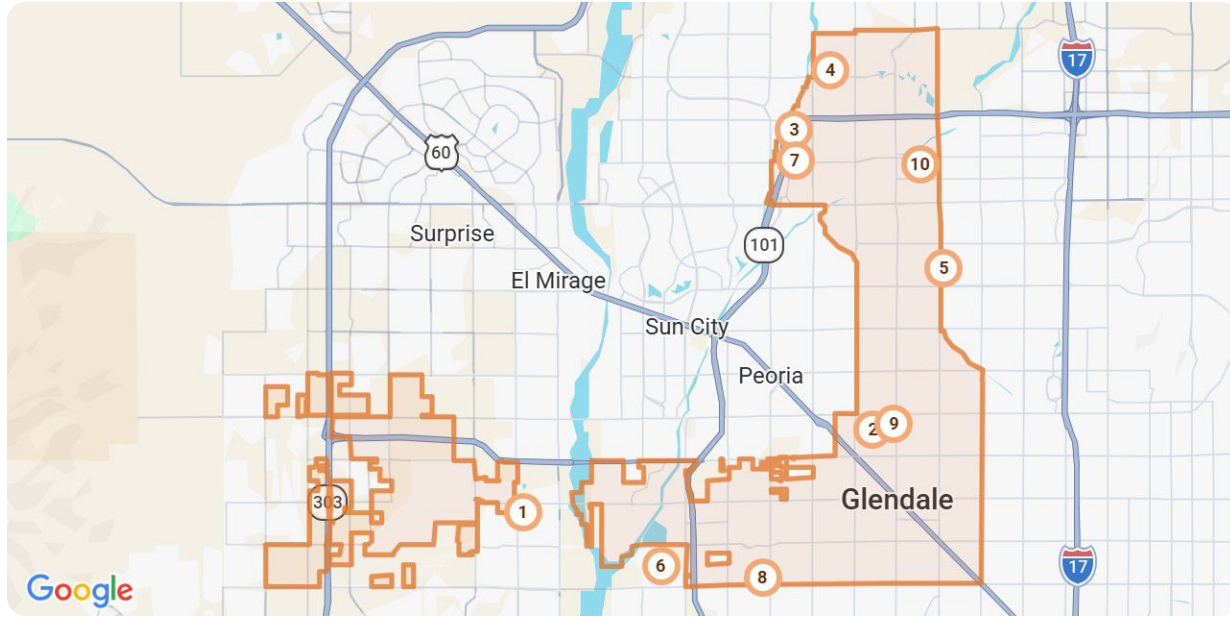
● Active For Lease



Pending: 10 properties		Property Type	Beds / Baths	Living Area (sq ft)	Lot Size / Year Built	List Date	List Price / \$ Per Sq Ft	Pending Date / Days in RPR
	 <b>19969 N 63rd Dr</b> <b>Glendale, AZ 85308</b> MLS ID: 7025558 Pending / For Lease <i>Courtesy of Cds Realty</i>	Single Family	3/2	1,667	5,500 sqft 1998	5/8/2026	\$2,250 mo. \$1/sq ft	6/6/2026 29 days
	 <b>4608 W Maryland Ave, Unit 119</b> <b>Glendale, AZ 85301</b> MLS ID: 7031406 Pending / For Lease <i>Courtesy of Opulent Real Estate Group</i>	Condo/Townhouse/Apt.	3/3	1,325	903 sqft 2006	5/21/2026	\$1,599 mo. \$1/sq ft	6/6/2026 16 days
	 <b>6805 N 130th Ave</b> <b>Glendale, AZ 85307</b> MLS ID: 7028909 Pending / For Lease <i>Courtesy of Invitation Homes</i>	Single Family	4/3	1,949	3,513 sqft 2006	5/15/2026	\$1,895 mo. \$1/sq ft	6/5/2026 21 days
	 <b>6516 W Matilda Ln</b> <b>Glendale, AZ 85308</b> MLS ID: 7022287 Pending / For Lease <i>Courtesy of Investar Real Estate Specialists</i>	Single Family	4/2	1,865	7,446 sqft 1997	5/1/2026	\$2,395 mo. \$1/sq ft	6/5/2026 35 days
	 <b>7464 W Potter Dr</b> <b>Glendale, AZ 85308</b> MLS ID: 7019438 Pending / For Lease <i>Courtesy of Century 21 Northwest</i>	Single Family	4/3	2,328	6,600 sqft 1999	4/25/2026	\$2,900 mo. \$1/sq ft	6/5/2026 41 days
	 <b>5012 W Mclellan Rd</b> <b>Glendale, AZ 85301</b> MLS ID: 7020482 Pending / For Lease <i>Courtesy of Invitation Homes</i>	Single Family	3/2	1,058	7,218 sqft 1958	4/28/2026	\$1,595 mo. \$2/sq ft	6/2/2026 35 days
	 <b>8407 W Myrtle Ave</b> <b>Glendale, AZ 85305</b> MLS ID: 7019898 Pending / For Lease <i>Courtesy of Opulent Real Estate Group</i>	Single Family	3/2	2,220	9,936 sqft 2005	4/27/2026	\$2,300 mo. \$1/sq ft	6/2/2026 36 days
	 <b>4608 W Maryland Ave, Unit 117</b> <b>Glendale, AZ 85301</b> MLS ID: 7031503 Pending / For Lease <i>Courtesy of Opulent Real Estate Group</i>	Single Family	2/3	1,283	900 sqft 2009	5/21/2026	\$1,325 mo. \$1/sq ft	6/1/2026 11 days
	 <b>7024 W Morrow Dr</b> <b>Glendale, AZ 85308</b> MLS ID: 7016524 Pending / For Lease <i>Courtesy of Pro-formance Realty Concepts</i>	Single Family	3/2	1,820	5,500 sqft 1987	4/20/2026	\$2,300 mo. \$1/sq ft	6/1/2026 42 days
	 <b>7392 W Kristal Way</b> <b>Glendale, AZ 85308</b> MLS ID: 7020881 Pending / For Lease <i>Courtesy of E &amp; G Real Estate Services</i>	Single Family	4/3	2,301	6,000 sqft 1986	4/29/2026	\$2,595 mo. \$1/sq ft	5/31/2026 32 days

## Closed

Source: Public Records and Listings



### Legend

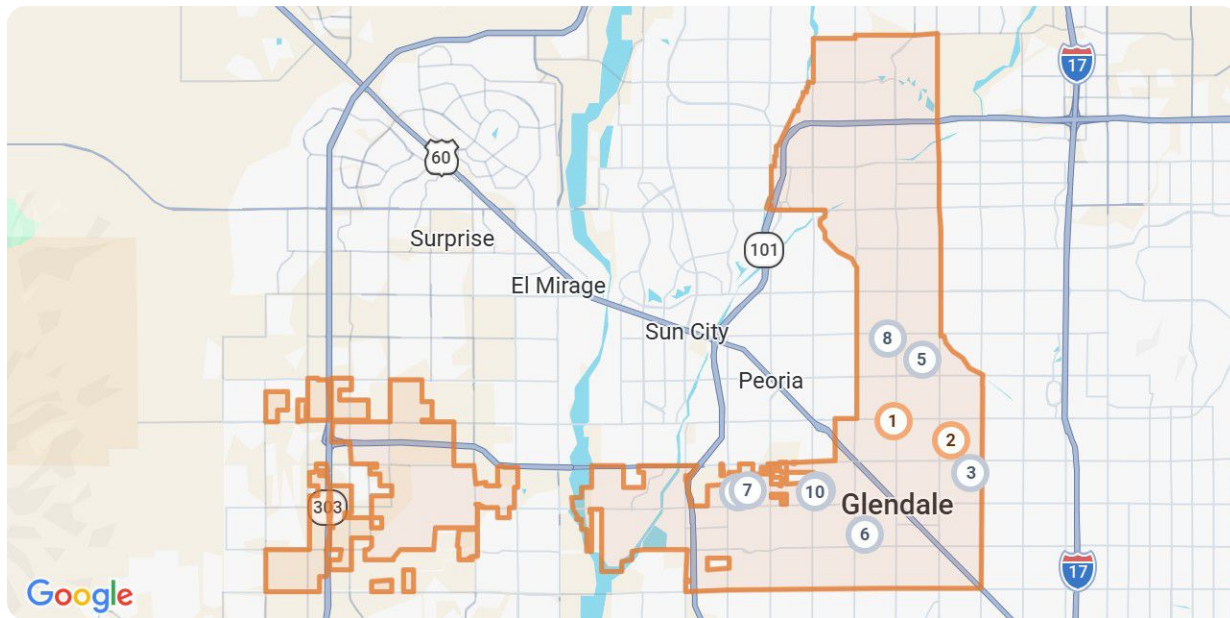
● Closed

Closed: 10 properties		Property Type	Beds / Baths	Living Area (sq ft)	Lot Size / Year Built	Closed Date / Days in RPR	Closed Price / \$ Per Sq Ft	List to Sold Price %
<span style="border: 1px solid orange; border-radius: 50%; padding: 2px;">1</span>	 <p><b>9205 N 59th Ave, Unit 108</b> Glendale, AZ 85302 MLS ID: 6966967</p> <p><span style="background-color: yellow;">■</span> Closed / For Lease</p> <p><i>Courtesy of Homesmart</i></p>	Condo/Townhouse/Apt.	2/2	1,238	1,300 sqft / 1984	7/1/2026 / 128 days	- / \$1/sq ft	-
<span style="border: 1px solid orange; border-radius: 50%; padding: 2px;">2</span>	 <p><b>7801 N 44th Dr, Unit 1075</b> Glendale, AZ 85301 MLS ID: 7017302</p> <p><span style="background-color: yellow;">■</span> Closed / For Lease</p> <p><i>Courtesy of Az Prime Property Management</i></p>	Condo/Townhouse/Apt.	2/3	1,080	921 sqft / 2007	6/18/2026 / 51 days	- / \$1/sq ft	-
<span style="border: 1px solid orange; border-radius: 50%; padding: 2px;">3</span>	 <p><b>8860 W Frier Dr</b> Glendale, AZ 85305 MLS ID: 7033597</p> <p><span style="background-color: yellow;">■</span> Closed / For Lease</p> <p><i>Courtesy of Sgi Property Mngmnt/real Estate</i></p>	Single Family	3/2	1,922	7,015 sqft / 2004	6/15/2026 / 7 days	- / \$1/sq ft	-
<span style="border: 1px solid orange; border-radius: 50%; padding: 2px;">4</span>	 <p><b>7203 W Mcrae Way</b> Glendale, AZ 85308 MLS ID: 7019256</p> <p><span style="background-color: yellow;">■</span> Closed / For Lease</p> <p><i>Courtesy of Ah Properties</i></p>	Single Family	3/2	1,677	6,600 sqft / 1985	6/15/2026 / 26 days	- / \$1/sq ft	-
<span style="border: 1px solid orange; border-radius: 50%; padding: 2px;">5</span>	 <p><b>20621 N 63rd Dr</b> Glendale, AZ 85308 MLS ID: 7024687</p> <p><span style="background-color: yellow;">■</span> Closed / For Lease</p> <p><i>Courtesy of Real Property Management Private Wealth</i></p>	Single Family	3/2	1,688	7,100 sqft / 1994	6/12/2026 / 7 days	- / \$1/sq ft	-

Closed: 10 properties		Property Type	Beds / Baths	Living Area (sq ft)	Lot Size / Year Built	Closed Date / Days in RPR	Closed Price / \$ Per Sq Ft	List to Sold Price %
	 <b>5547 W Gardenia Ave</b> Glendale, AZ 85301 MLS ID: 7010322 <span style="background-color: #FFC107; padding: 2px;">Closed / For Lease</span> <i>Courtesy of Azreapm</i>	Single Family	3/1	1,084	5,637 sqft 1940	6/8/2026 51 days	- \$1/sq ft	-
	 <b>20259 N 52nd Dr</b> Glendale, AZ 85308 MLS ID: 7035416 <span style="background-color: #FFC107; padding: 2px;">Closed / For Lease</span> <i>Courtesy of Compass</i>	Single Family	3/2	1,467	5,000 sqft 1996	6/6/2026 6 days	- \$2/sq ft	-
	 <b>20230 N 63rd Dr</b> Glendale, AZ 85308 MLS ID: 7022239 <span style="background-color: #FFC107; padding: 2px;">Closed / For Lease</span> <i>Courtesy of Re/max Fine Properties</i>	Single Family	3/2	1,275	4,981 sqft 1999	6/6/2026 21 days	- \$2/sq ft	-
	 <b>10446 W Orange Dr</b> Glendale, AZ 85307 MLS ID: 7024124 <span style="background-color: #FFC107; padding: 2px;">Closed / For Lease</span> <i>Courtesy of Tricon American Homes</i>	Single Family	4/2	1,539	4,979 sqft 1996	6/5/2026 21 days	- \$1/sq ft	-
	 <b>5513 W Waltann Ln</b> Glendale, AZ 85306 MLS ID: 7030456 <span style="background-color: #FFC107; padding: 2px;">Closed / For Lease</span> <i>Courtesy of Service Star Realty</i>	Single Family	5/2	2,161	0.26 acres 1974	6/5/2026 7 days	- \$1/sq ft	-

## Distressed











Source: Public Records and Listings



### Legend

- Closed
- Off Market, Hold, Withdrawn, Expired, or Canceled

# Glendale, Arizona

Distressed: 10 properties		Property Type	Beds / Baths	Living Area (sq ft)	Lot Size / Year Built	List Date / Days in RPR	List Price / \$ Per Sq Ft	Distressed Date / Type
1	 <p><b>14202 N 58th Dr</b> Glendale, AZ 85306 Closed / Public Record</p>	Single Family	-/2	1,577	6,451 sqft 1980	- - days	- \$185/sq ft	5/19/2026 Notice of Trustee Sale
2	 <p><b>17801 N 45th Ave</b> Glendale, AZ 85308 Closed / Public Record</p>	Condo/Townhouse/Apt.	-/3	1,256	2,078 sqft 1979	- - days	- \$258/sq ft	5/18/2026 Sold Date: 5/14/2026
3	 <p><b>5301 W Sheena Dr</b> Glendale, AZ 85306 Closed / Public Record</p>	Condo/Townhouse/Apt.	-/1	462	137 sqft 1973	- - days	- \$255/sq ft	5/14/2026 Notice of Trustee Sale
4	 <p><b>7322 N 61st Ave</b> Glendale, AZ 85301 Off Market / Public Record</p>	Single Family	-/1	1,200	7,231 sqft 1950	- - days	- \$273/sq ft	5/11/2026 Notice of Trustee Sale
5	 <p><b>9345 W Pasadena Ave</b> Glendale, AZ 85305 Off Market / Public Record</p>	Single Family	-/4	3,136	7,247 sqft 2015	- - days	- \$183/sq ft	5/1/2026 Notice of Trustee Sale
6	 <p><b>4760 W Escuda Dr</b> Glendale, AZ 85308 Off Market / Public Record</p>	Single Family	-/2	1,148	4,568 sqft 1985	- - days	- \$299/sq ft	5/5/2026 Notice of Trustee Sale
7	 <p><b>5407 W Yucca St</b> Glendale, AZ 85304 Off Market / Public Record</p>	Single Family	-/3	2,106	7,710 sqft 1980	- - days	- \$191/sq ft	4/10/2026 Notice of Trustee Sale
8	 <p><b>6601 W Poinsettia Dr</b> Glendale, AZ 85304 Off Market / Public Record</p>	Single Family	-/3	1,571	3,798 sqft 1982	- - days	- \$227/sq ft	5/8/2026 Notice of Trustee Sale
9	 <p><b>7403 W State Ave</b> Glendale, AZ 85303 Off Market / Public Record</p>	Single Family	-/4	2,465	6,507 sqft 2024	- - days	- \$197/sq ft	5/15/2026 Notice of Trustee Sale
10	 <p><b>8755 W State Ave</b> Glendale, AZ 85305 Off Market / Public Record</p>	Single Family	-/4	2,864	7,096 sqft 2004	- - days	- \$195/sq ft	4/22/2026 Notice of Rescission

## Glendale, Arizona

### About RPR

- RPR® is the nation's largest property database, exclusively for REALTORS®. It empowers REALTORS® to help buyers and sellers make informed decisions, backed by a real estate database covering more than 160 million residential and commercial properties in the United States.
- RPR is a wholly owned subsidiary of the National Association of REALTORS® and a member benefit to REALTORS®.
- RPR's data sources range from MLSs and county-level tax and assessment offices, to the U.S. Census and FEMA, to specialty data set providers such as Esri (consumer data), Niche (school information) and Precisely (geographic boundaries).

### Learn More

For more information about RPR, please visit RPR's public website: <https://blog.narrpr.com>



**RPR**®

