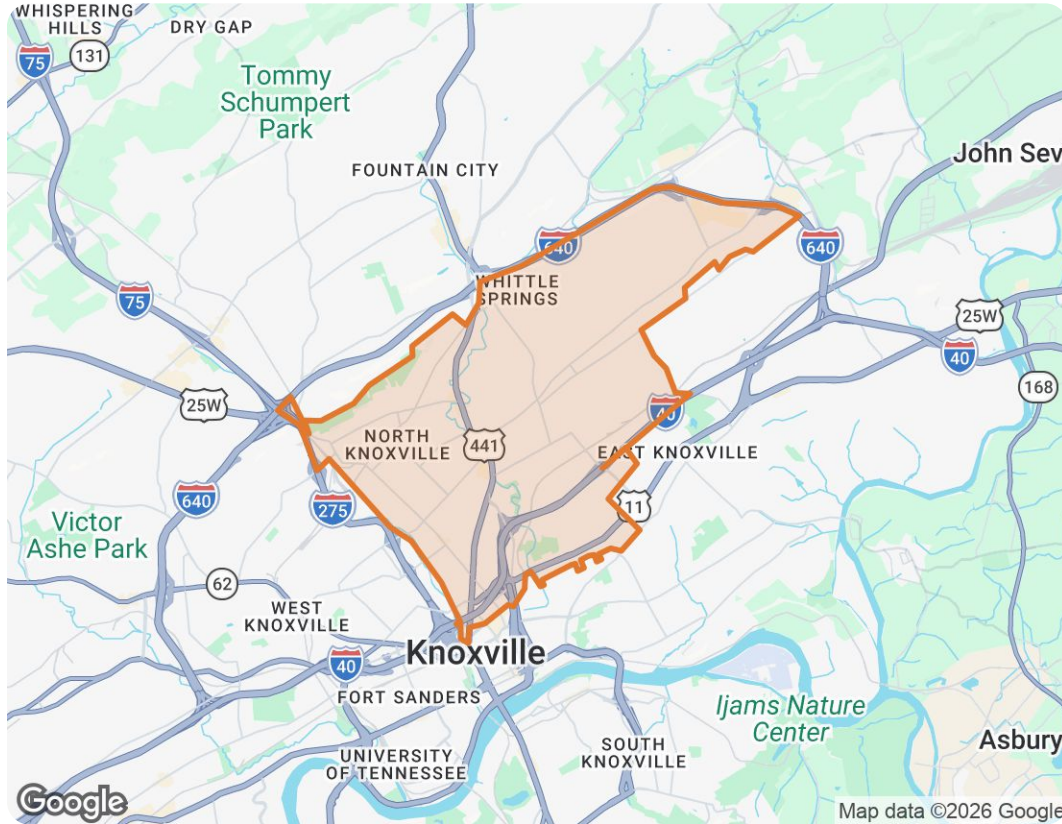


# Knoxville, TN 37917



## Jennifer Porco

Realtor | SRES

Florida Real Estate License #0686562

Tennessee Real Estate License #375449

📞 Work (865) 505-1296 | 📞 Work (865) 433-4663

✉️ [jennifer@realsolutions.pro](mailto:jennifer@realsolutions.pro)

🌐 <http://www.realsolutions.pro>



### Capstone Realty Group

315 Ebenezer Rd.

Knoxville, TN 37923



# Knoxville, TN 37917

## Market Trends

### Market Trends for Knoxville, TN 37917

Single Family + Condo/Townhouse/Apt.

**May 2026**

#### Market Type

**Seller's  
Market**

Balanced  
Market

Buyer's  
Market

#### Key Details

<p>Months of Inventory</p> <p><b>3.64</b></p> <p>↑ 9.64% MoM</p>	<p>Sold to List Price %</p> <p><b>98.5%</b></p> <p>↑ 0.34% MoM</p>	<p>Median Days in RPR</p> <p><b>8</b></p> <p>↓ 52.94% MoM</p>	<p>Median Sold Price</p> <p><b>\$317,450</b></p> <p>↑ 9.5% MoM</p>
--	--	---	--

### May 2026 Median Estimated Property Value

Single Family + Condo/Townhouse/Apt.

This graphic displays property estimates for a market area and a subject property, where one has been selected. Estimated property values are generated by a valuation model and are not formal appraisals.

Source: Public records, and MLS sources where licensed

Update Frequency: Monthly

**Median Estimated Value**

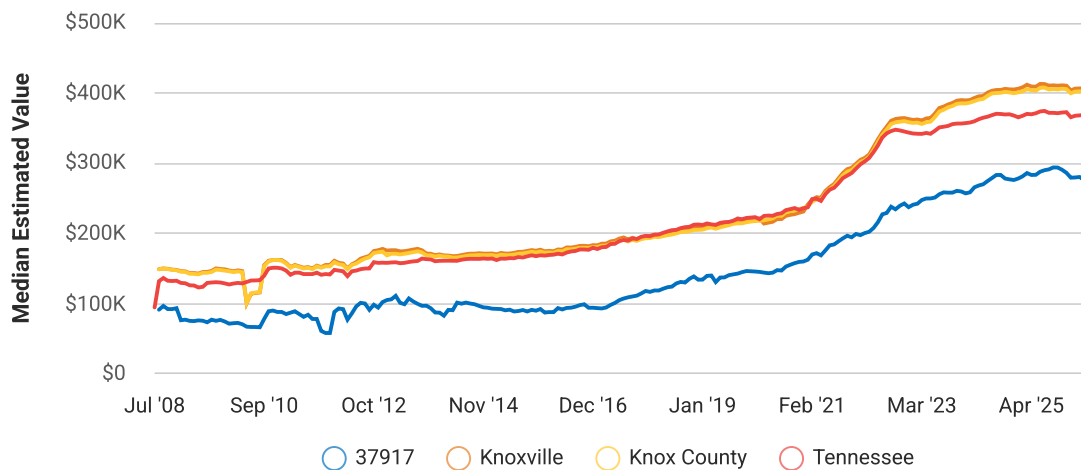
**\$280,980**

**Last Month Change**

**+1.8%**

**12 Month Change**

**-0.9%**



# Knoxville, TN 37917

## May 2026 Active Listings

Knoxville, TN 37917

Single Family + Condo/Townhouse/Apt.

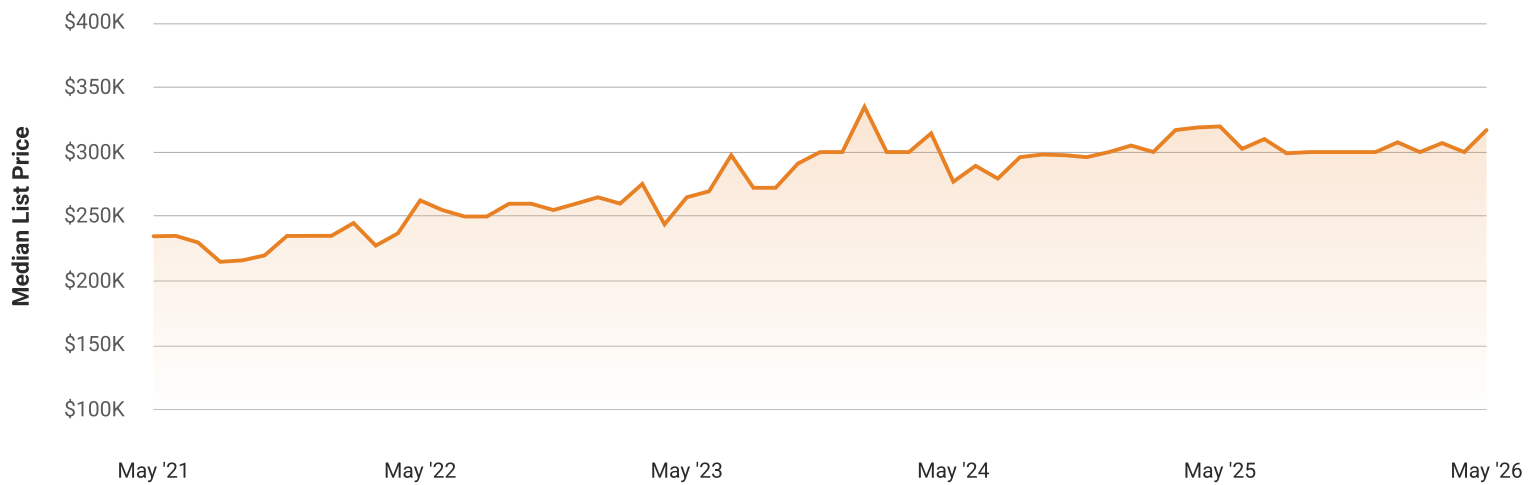
This graphic summarizes key statistics for properties that were in an active status on the last day of each month. RPR uses list date and a derived pending date to determine if the listing was active on the last day of the month. An end-of-month snapshot of active listings helps to understand inventory levels, price points and duration on the market.

Source: Listing sources

Update Frequency: Monthly

**Median List Price - \$317,000**

↑ 5.7% Month over Month



# Knoxville, TN 37917

## May 2026 Sold Listings

Knoxville, TN 37917

Single Family + Condo/Townhouse/Apt.

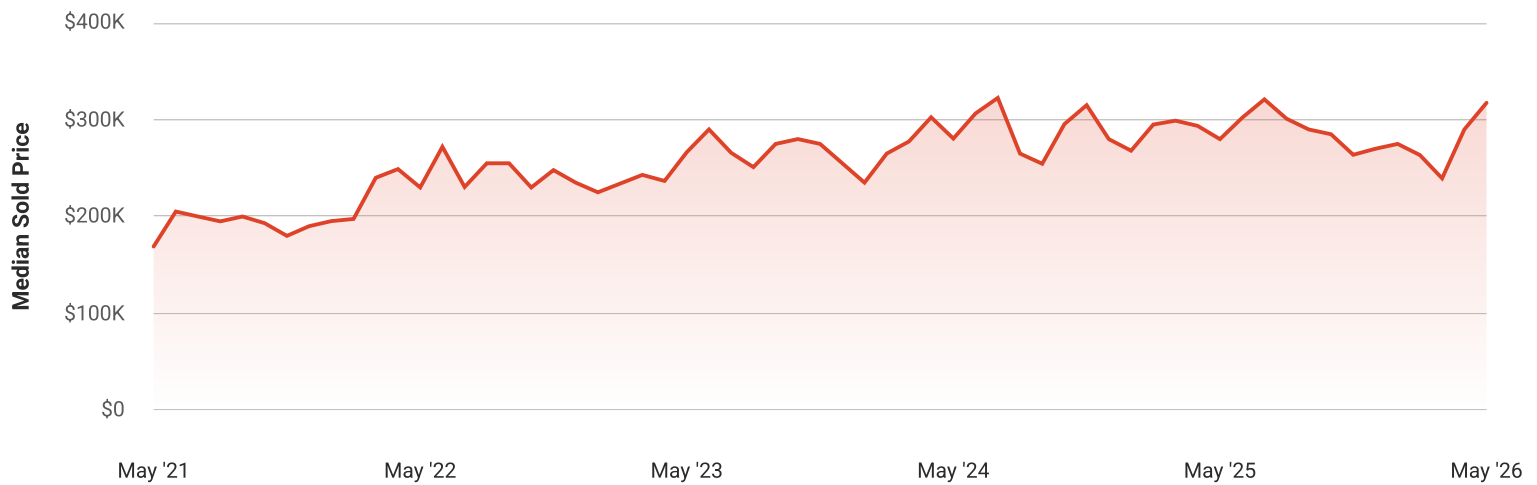
This graphic summarizes key statistics for properties that sold each month. RPR uses a derived sold date to determine when a property moved into a sold status within the given month. These statistics are important for understanding the price points on sold properties as well as the difference between the list price and sold price, which reveals whether buyers are paying over or under the asking price.

Source: Listing sources

Update Frequency: Monthly

**Median Sold Price - \$317,450**

↑ 9.5% Month over Month



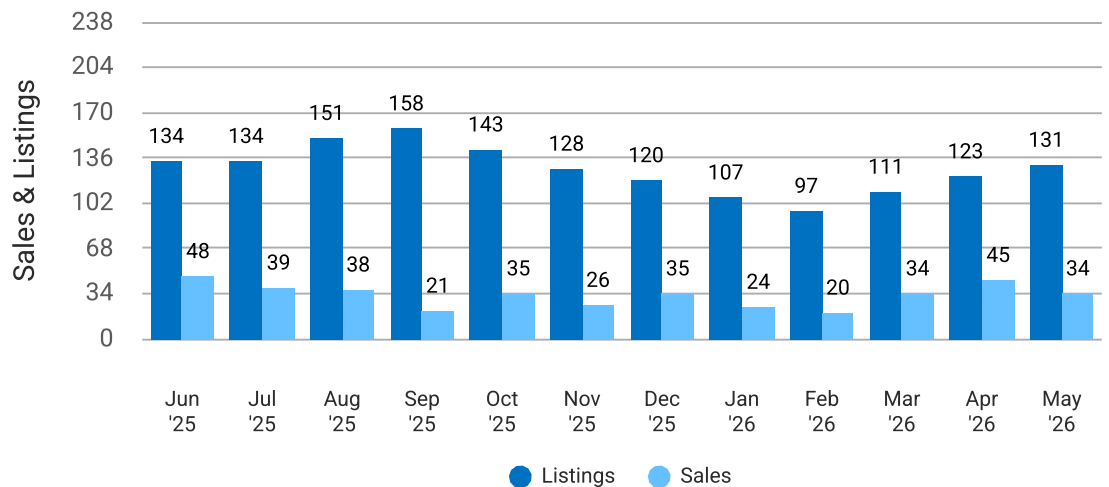
## Total Sales and Active Listings in Knoxville, TN 37917

Single Family + Condo/Townhouse/Apt.

This graph compares the number of sales with the number of active listings in the local market.

Source: MLS data where licensed

Update Frequency: Monthly



# Knoxville, TN 37917

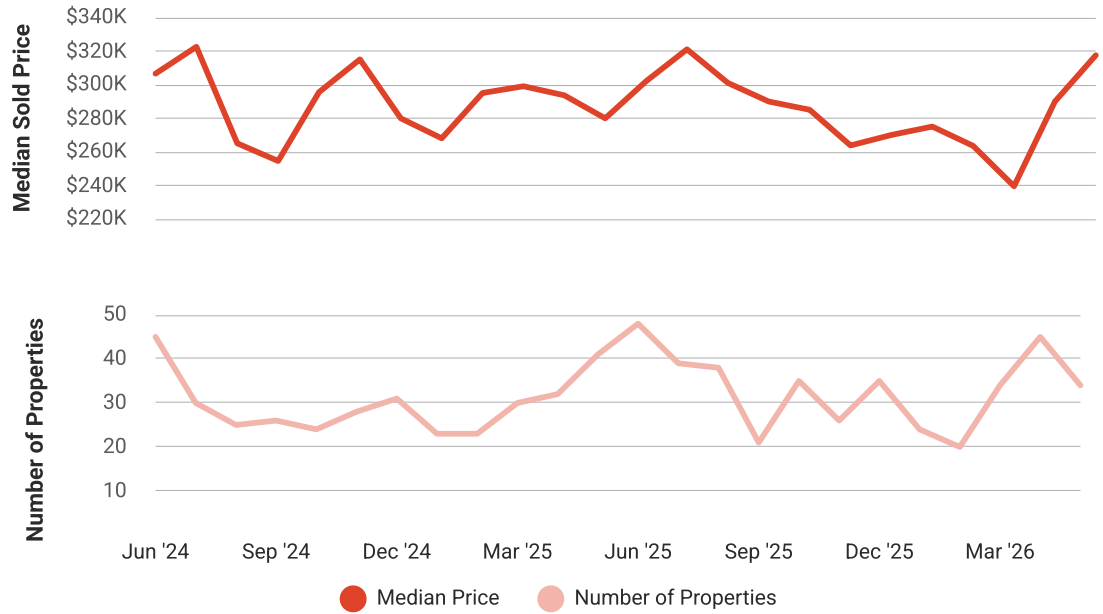
## Median Sold Price vs Sold Listings in Knoxville, TN 37917

Single Family + Condo/Townhouse/Apt.

This chart compares the trend of median sold price and number of sold listings for the given location.

Source: Listing Data

Update Frequency: Monthly



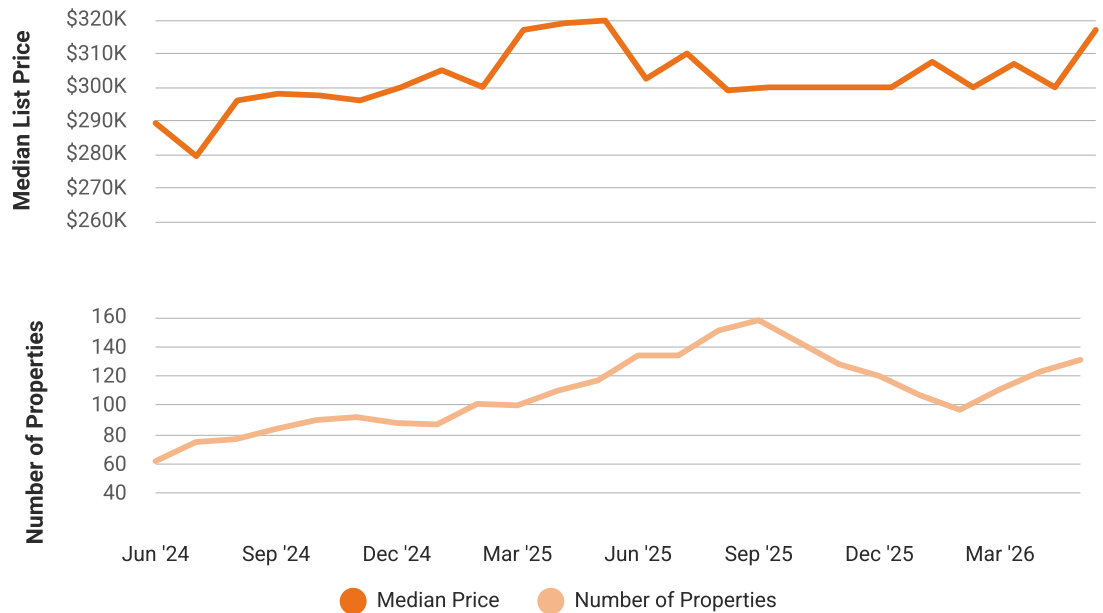
## Median List Price vs Active Listings in Knoxville, TN 37917

Single Family + Condo/Townhouse/Apt.

This chart compares the trend of median list price and number of active properties for the given location.

Source: Listing Data

Update Frequency: Monthly



# Market Snapshot

## Value and Price Changes

	Current	Last Month	Last 3 Months	Last 12 Months	Last 24 Months	Last 36 Months
<b>Median Est. Property Value</b> Last Updated: 5/31/2026	\$280,980	\$276,040 <b>+1.79%</b>	\$279,710 <b>+0.45%</b>	\$283,460 <b>-0.87%</b>	\$269,980 <b>+4.07%</b>	\$249,780 <b>+12.49%</b>
<b>Median Sold Price</b> Last Updated: 5/31/2026	\$317,450	\$289,900 <b>+9.5%</b>	\$263,500 <b>+20.47%</b>	\$279,900 <b>+13.42%</b>	\$280,500 <b>+13.17%</b>	\$266,450 <b>+19.14%</b>
<b>Median List Price</b> Last Updated: 5/31/2026	\$317,000	\$299,900 <b>+5.7%</b>	\$299,900 <b>+5.7%</b>	\$319,797 <b>-0.87%</b>	\$277,000 <b>+14.44%</b>	\$264,900 <b>+19.67%</b>

**About this Data:** Because some brokerages may choose not to include their MLS listing content within the RPR platform, the analysis contained in this report may not have been created using all the available listing data within this geographical market.  
 Median estimated property values are generated by a valuation model and are not formal appraisals. Valuations are based on public records and MLS data where licensed. The Metrics displayed here reflect **All Residential Single Family, Condo, Townhouse and Apartment properties** data.

# Market Activity

### Market Activity Filters

**Sort Order:** Recently updated

**Maximum Properties Per Change Type:** 10

**Change Types:** New Listings, Pending, Closed, Distressed

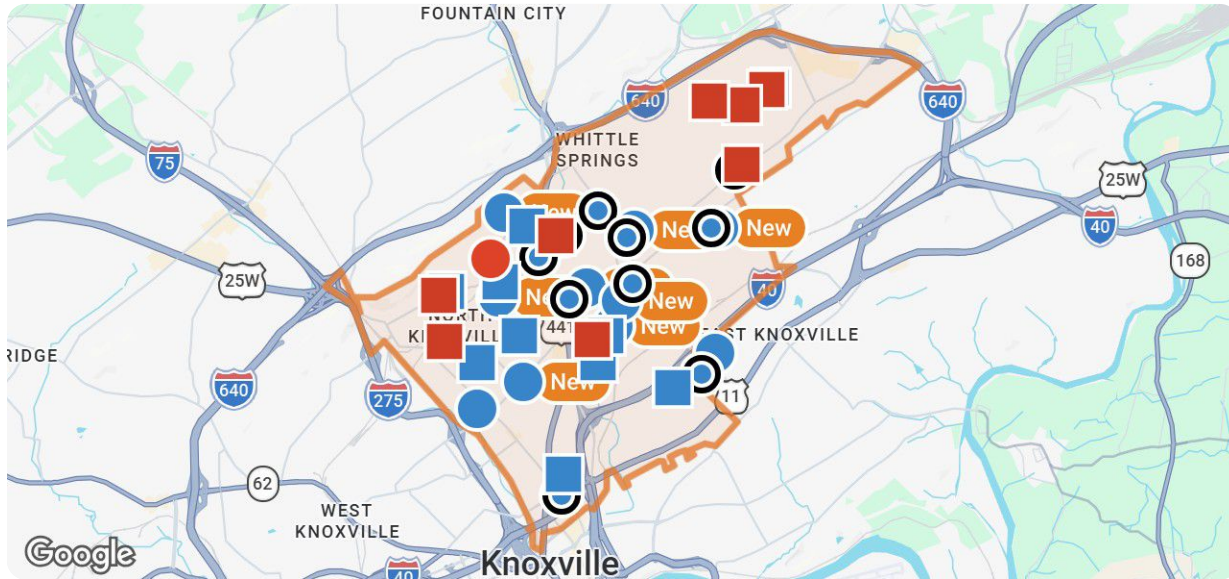
**Property Types:** Single Family, Condo/Townhouse/Apt

**Property Features:** Sale Price: Any, Lease Price: Any, Beds: Any, Baths: Any, Living Area: Any, Lot Size (acre): Any, Year Built: Any

# Knoxville, TN 37917

## Summary

### For Sale Activity in the Last 3 Months



#### Legend

- For Sale
- For Sale Pending
- Recently Closed
- Distressed

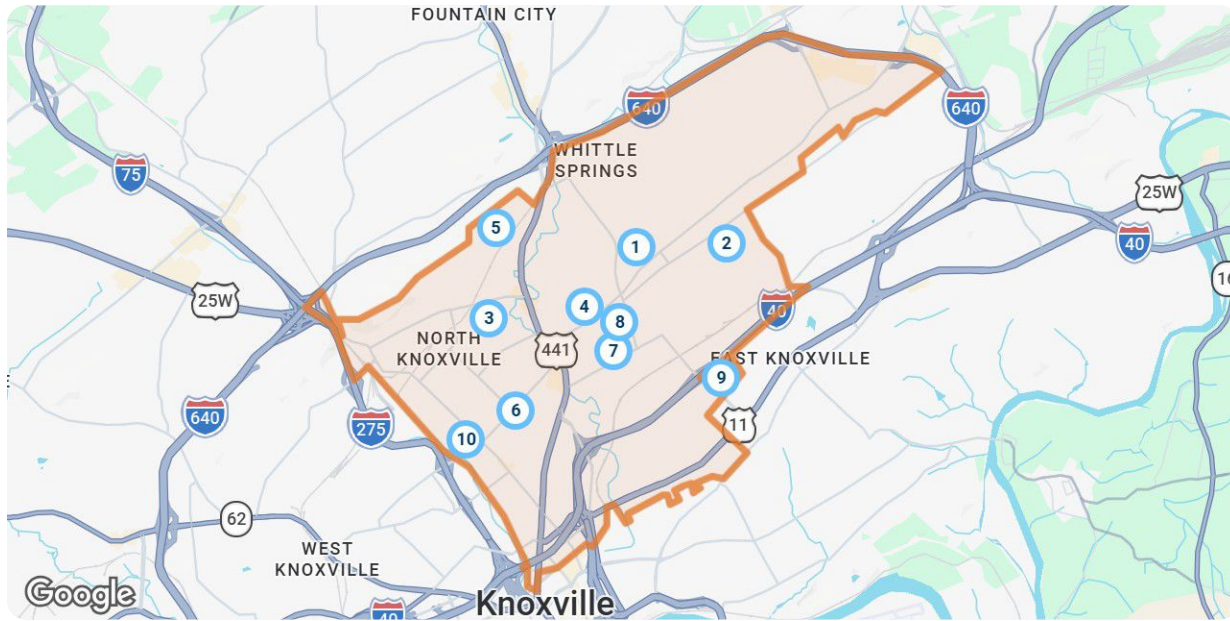
	New	Pending	Closed	Distressed
Number of Properties	10	10	10	5
Lowest Listing Price / Est.Value	\$209,999	\$109,900	\$187,000	\$208,000
Median Listing Price / Est.Value	\$331,000	\$249,950	\$342,450	\$262,480
Highest Listing Price / Est.Value	\$445,000	\$530,000	\$555,000	\$279,900
Average Price / sqft	\$255	\$246	\$271	\$220
Median Price / sqft	\$271	\$230	\$253	\$210
Average Days in RPR	34	40	75	-
Median Days in RPR	24	12	37	-
Total Volume	\$3,325,197	\$2,887,500	\$3,556,700	\$1,289,960
Source	Listings	Listings	Public Records & Listings	Public Records & Listings

# Knoxville, TN 37917

## Market Activity Breakdown

New

Source: Listings



### Legend

● Active For Sale

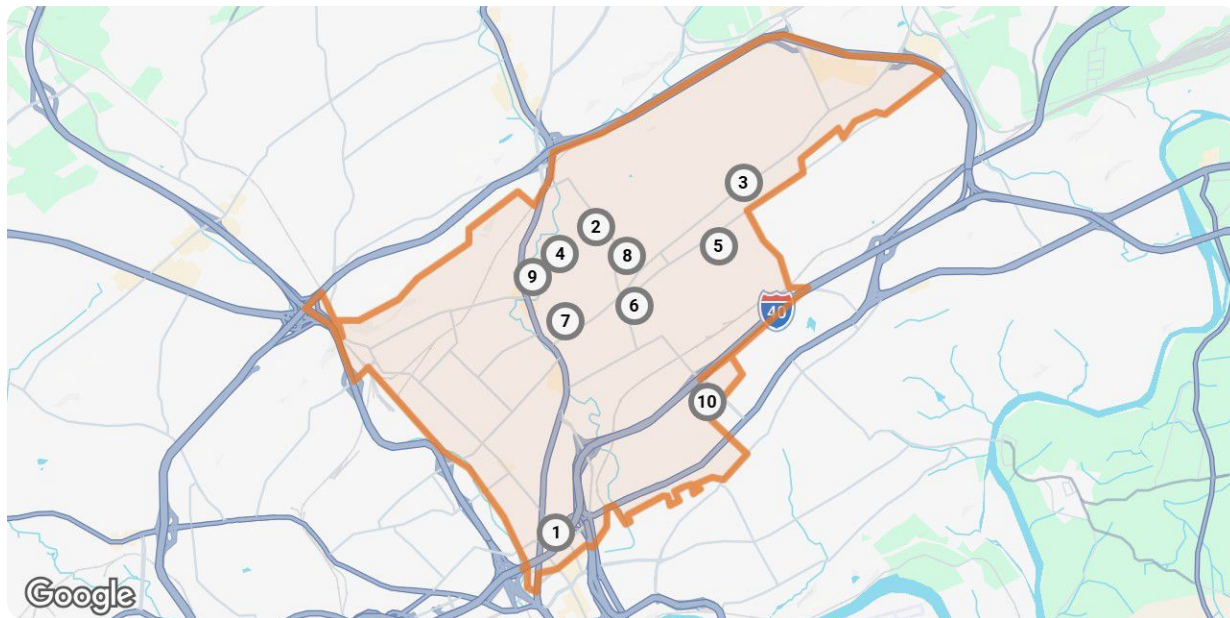
New: 10 properties		Property Type	Beds / Baths	Living Area (sq ft)	Lot Size	Year Built	List Date / Days in RPR	List Price / \$ Per Sq Ft
<span style="border: 1px solid blue; border-radius: 50%; padding: 2px 5px;">1</span>	 <p><b>1207 Luttrell St</b> Knoxville, TN 37917 MLS ID: 1344355 <span style="color: blue;">●</span> Active / For Sale <i>Listing Courtesy of Keller Williams Realty</i></p>	Single Family	2/1	1,218	7,492 sqft	1920	6/11/2026 2 days	\$400,000 \$328/sq ft
<span style="border: 1px solid blue; border-radius: 50%; padding: 2px 5px;">2</span>	 <p><b>2233 Lawson Ave</b> Knoxville, TN 37917 MLS ID: 11685507 <span style="color: blue;">●</span> Active / For Sale <i>Listing Courtesy of Your Home Sold Guaranteed Realty TN</i></p>	Single Family	2/1	810	7,231 sqft	1945	4/3/2026 71 days	\$209,999 \$259/sq ft
<span style="border: 1px solid blue; border-radius: 50%; padding: 2px 5px;">3</span>	 <p><b>4143 Walker Blvd</b> Knoxville, TN 37917 MLS ID: 1344511 <span style="color: blue;">●</span> Active / For Sale <i>Listing Courtesy of Your Move Realty</i></p>	Single Family	4/2	2,200	0.27 acres	1920	6/12/2026 1 day	\$340,000 \$155/sq ft
<span style="border: 1px solid blue; border-radius: 50%; padding: 2px 5px;">4</span>	 <p><b>113 E Oldham Ave, Apt 103</b> Knoxville, TN 37917 MLS ID: 1339716 <span style="color: blue;">●</span> Active / For Sale <i>Listing Courtesy of RE/MAX Tri Star</i></p>	Single Family	1/2	1,009	436 sqft	2025	5/6/2026 38 days	\$322,000 \$319/sq ft
<span style="border: 1px solid blue; border-radius: 50%; padding: 2px 5px;">5</span>	 <p><b>2505 Buffat Mill Rd</b> Knoxville, TN 37917 MLS ID: 1338641 <span style="color: blue;">●</span> Active / For Sale <i>Listing Courtesy of Realty Executives Associates</i></p>	Single Family	4/2	3,000	0.28 acres	1940	4/28/2026 46 days	\$420,000 \$140/sq ft











# Knoxville, TN 37917

New: 10 properties		Property Type	Beds / Baths	Living Area (sq ft)	Lot Size	Year Built	List Date / Days in RPR	List Price / \$ Per Sq Ft
	<b>1511 Coker Ave</b> Knoxville, TN 37917 MLS ID: 1344400 ● Active / For Sale <i>Listing Courtesy of Realty Executives South</i>	Single Family	3/2	1,289	7,492 sqft	1920	6/12/2026 1 day	\$385,000 \$299/sq ft
	<b>2424 Lawson Ave</b> Knoxville, TN 37917 MLS ID: 1333792 ● Active / For Sale <i>Listing Courtesy of Homecoin.com</i>	Single Family	2/1	800	7,750 sqft	1940	3/21/2026 84 days	\$219,499 \$274/sq ft
	<b>2428 Lawson Ave</b> Knoxville, TN 37917 MLS ID: 1333429 ● Active / For Sale <i>Listing Courtesy of eXp Realty, LLC</i>	Single Family	3/2	1,300	7,405 sqft	1942	3/20/2026 85 days	\$299,799 \$231/sq ft
	<b>2006 McCroskey Ave</b> Knoxville, TN 37917 MLS ID: 1343517 ● Active / For Sale <i>Listing Courtesy of Realty Executives Associates</i>	Single Family	3/2	1,064	6,011 sqft	2007	6/3/2026 10 days	\$283,900 \$267/sq ft
	<b>3317 Monmouth St</b> Knoxville, TN 37917 MLS ID: 1343916 ● Active / For Sale <i>Listing Courtesy of Wallace Jennifer Scates Group</i>	Single Family	3/2	1,600	7,449 sqft	1930	6/8/2026 5 days	\$445,000 \$278/sq ft

## Pending

Source: Listings

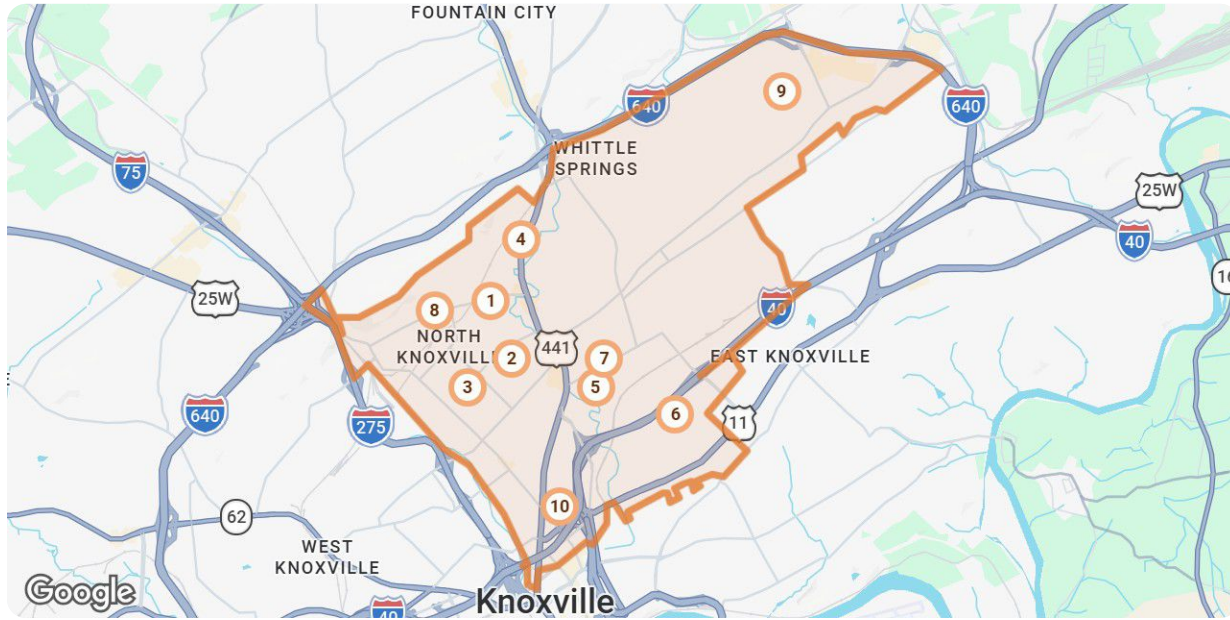


Pending: 10 properties		Property Type	Beds / Baths	Living Area (sq ft)	Lot Size / Year Built	List Date	List Price / \$ Per Sq Ft	Pending Date / Days in RPR
1	 <p><b>3315 Bellevue St</b> Knoxville, TN 37917 MLS ID: 1344048 Pending / For Sale</p> <p><i>Listing Courtesy of Capstone Realty Group</i></p>	Single Family	3/2	1,660	10,454 sqft 1927	6/9/2026	\$249,900 \$151/sq ft	6/12/2026 3 days
2	 <p><b>1602 N Central St, Apt 101</b> Knoxville, TN 37917 MLS ID: 1328258 Pending / For Sale</p> <p><i>Listing Courtesy of RE/MAX Tri Star</i></p>	Single Family	1/2	1,128	436 sqft 2025	2/2/2026	\$329,900 \$292/sq ft	6/2/2026 120 days
3	 <p><b>2502 Harvey St</b> Knoxville, TN 37917 MLS ID: 1342423 Pending / For Sale</p> <p><i>Listing Courtesy of Harb DeSa Realty</i></p>	Single Family	2/1	912	6,273 sqft 1925	5/27/2026	\$250,000 \$274/sq ft	5/30/2026 3 days
4	 <p><b>222 N Central St, Apt 104</b> Knoxville, TN 37917 MLS ID: 1334518 Pending / For Sale</p> <p><i>Listing Courtesy of Greater Impact Realty</i></p>	Condo/Townhouse/Apt.	2/2	1,030	- 1887	3/27/2026	\$530,000 \$515/sq ft	6/10/2026 75 days
5	 <p><b>2710 Fairview St</b> Knoxville, TN 37917 MLS ID: 1343917 Pending / For Sale</p> <p><i>Listing Courtesy of G. T. Ballenger, REALTOR</i></p>	Single Family	2/1	933	6,661 sqft 1943	6/7/2026	\$109,900 \$118/sq ft	6/9/2026 2 days
6	 <p><b>2022 Seymour Ave</b> Knoxville, TN 37917 MLS ID: 1343329 Pending / For Sale</p> <p><i>Listing Courtesy of eXp Realty, LLC</i></p>	Single Family	2/1	924	7,754 sqft 1950	6/3/2026	\$219,000 \$237/sq ft	6/9/2026 6 days
7	 <p><b>1104 Melbourne Ave</b> Knoxville, TN 37917 MLS ID: 1342934 Pending / For Sale</p> <p><i>Listing Courtesy of Realty Executives Associates</i></p>	Single Family	3/2	1,552	6,534 sqft 1920	6/1/2026	\$374,900 \$242/sq ft	6/8/2026 7 days
8	 <p><b>2638 Summitt Ave</b> Knoxville, TN 37917 MLS ID: 1328333 Pending / For Sale</p> <p><i>Listing Courtesy of Realty Executives Associates</i></p>	Single Family	2/1	820	7,013 sqft 1958	2/2/2026	\$175,000 \$213/sq ft	6/8/2026 126 days
9	 <p><b>806 Radford Pl</b> Knoxville, TN 37917 MLS ID: 1338154 Pending / For Sale</p> <p><i>Listing Courtesy of Skye Realty</i></p>	Single Family	2/1	1,018	5,227 sqft 1930	4/24/2026	\$199,900 \$196/sq ft	6/7/2026 44 days
10	 <p><b>1129 Fairfax Ave</b> Knoxville, TN 37917 MLS ID: 1341666 Pending / For Sale</p> <p><i>Listing Courtesy of Real Broker</i></p>	Single Family	4/2	2,022	6,970 sqft 1925	5/21/2026	\$449,000 \$222/sq ft	6/7/2026 17 days

# Knoxville, TN 37917

## Closed

Source: Public Records and Listings



### Legend

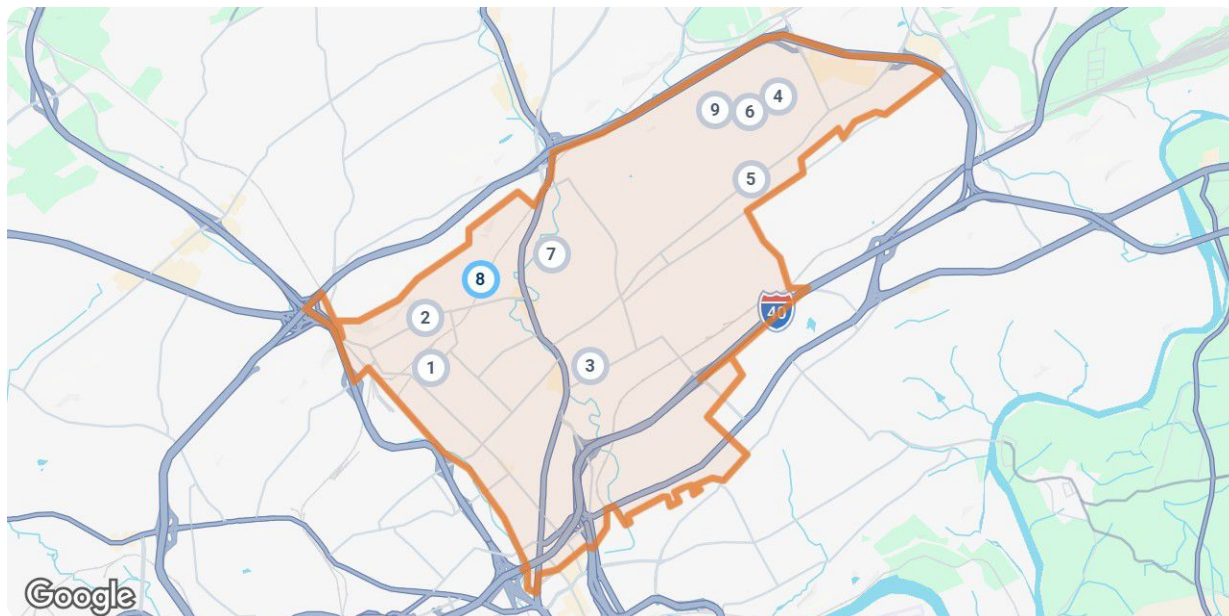
● Closed

Closed: 10 properties		Property Type	Beds / Baths	Living Area (sq ft)	Lot Size / Year Built	Closed Date / Days in RPR	Closed Price / \$ Per Sq Ft	List to Sold Price %
<span style="border: 1px solid orange; border-radius: 50%; padding: 2px;">1</span>	 <p><b>2821 Valley View Dr</b> Knoxville, TN 37917 MLS ID: 1340914 <span style="color: blue;">■</span> Closed / For Sale <i>Courtesy of Realty Executives Associates</i></p>	Single Family	4/3	2,024	0.54 acres 1920	6/9/2026 1 day	\$410,000 \$203/sq ft	↓ 1.2%
<span style="border: 1px solid orange; border-radius: 50%; padding: 2px;">2</span>	 <p><b>1902 Woodbine Ave</b> Knoxville, TN 37917 MLS ID: 1324166 <span style="color: blue;">■</span> Closed / For Sale <i>Courtesy of Rooted Realty Co</i></p>	Single Family	4/3	2,114	5,576 sqft 2025	6/9/2026 139 days	\$490,000 \$232/sq ft	↑ 0.2%
<span style="border: 1px solid orange; border-radius: 50%; padding: 2px;">3</span>	 <p><b>3851 Tambark Dr</b> Knoxville, TN 37917 MLS ID: 1337509 <span style="color: blue;">■</span> Closed / For Sale <i>Courtesy of Capstone Realty Group</i></p>	Single Family	2/2	977	4,356 sqft 1983	6/8/2026 19 days	\$187,000 \$191/sq ft	-
<span style="border: 1px solid orange; border-radius: 50%; padding: 2px;">4</span>	 <p><b>120 E Churchwell Ave</b> Knoxville, TN 37917 MLS ID: 1336608 <span style="color: blue;">■</span> Closed / For Sale <i>Courtesy of First Commercial Real Estate, Inc.</i></p>	Single Family	2/2	1,554	8,233 sqft 1920	6/8/2026 30 days	\$365,000 \$235/sq ft	↓ 2.67%
<span style="border: 1px solid orange; border-radius: 50%; padding: 2px;">5</span>	 <p><b>3415 N Broadway St, Apt 102</b> Knoxville, TN 37917 MLS ID: 1310055 <span style="color: blue;">■</span> Closed / For Sale <i>Courtesy of NextDoor Network Keller Williams</i></p>	Condo/Townhouse/Apt.	1/1	680	871 sqft 1928	3/25/2026 179 days	\$225,000 \$331/sq ft	↓ 4.26%

Closed: 10 properties		Property Type	Beds / Baths	Living Area (sq ft)	Lot Size / Year Built	Closed Date / Days in RPR	Closed Price / \$ Per Sq Ft	List to Sold Price %
6	 <p><b>2823 Carson Ave</b> Knoxville, TN 37917 MLS ID: 1314857 Closed / For Sale</p> <p><i>Courtesy of Oak &amp; Iron Realty</i></p>	Single Family	3/2	1,200	7,900 sqft 2022	4/10/2026 188 days	\$315,000 \$263/sq ft	↓ 1.53%
7	 <p><b>222 N Central St, Apt 309</b> Knoxville, TN 37917 MLS ID: 1326960 Closed / For Sale</p> <p><i>Courtesy of Realty Executives Associates</i></p>	Condo/Townhouse/Apt.	2/2	1,301	- 1900	4/24/2026 43 days	\$555,000 \$427/sq ft	↓ 3.48%
8	 <p><b>1602 N Central St, Apt 101</b> Knoxville, TN 37917 Closed / Public Record</p>	Condo/Townhouse/Apt.	1/2	1,092	- 2025	3/20/2026 - days	\$319,900 \$295/sq ft	-
9	 <p><b>1602 N Central St, Apt 101</b> Knoxville, TN 37917 Closed / Public Record</p>	Condo/Townhouse/Apt.	1/2	1,092	- 2025	3/31/2026 - days	\$319,900 \$292/sq ft	-
10	 <p><b>935 E Churchwell Ave</b> Knoxville, TN 37917 MLS ID: 1332693 Closed / For Sale</p> <p><i>Courtesy of Realty Executives Associates</i></p>	Single Family	3/2	1,520	0.25 acres 1940	5/1/2026 4 days	\$369,900 \$243/sq ft	-

## Distressed

Source: Public Records and Listings



### Legend

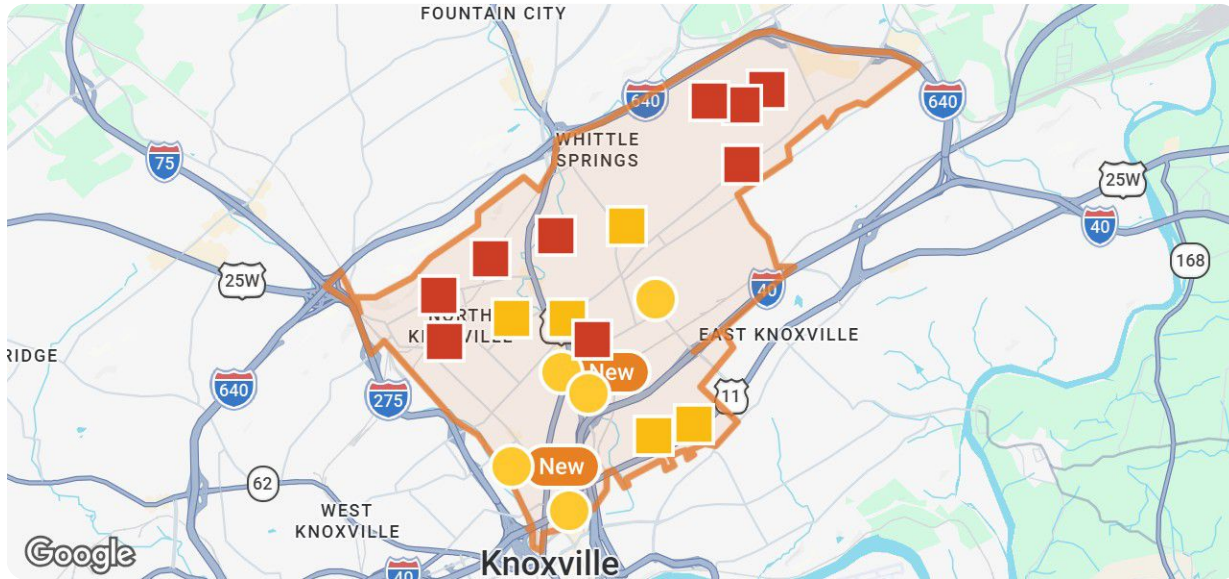
- Off Market, Hold, Withdrawn, Expired, or Canceled

Distressed: 5 properties		Property Type	Beds / Baths	Living Area (sq ft)	Lot Size / Year Built	List Date / Days in RPR	List Price / \$ Per Sq Ft	Distressed Date / Type
1	 <p><b>429 Chickamauga Ave</b> Knoxville, TN 37917 Off Market / Public Record</p>	Single Family	2/1	1,320	7,231 sqft 1899	- - days	- \$197/sq ft	3/27/2026 Notice of Foreclosure Sale
2	 <p><b>1948 Emoriland Blvd</b> Knoxville, TN 37917 Off Market / Public Record</p>	Single Family	2/1	946	7,492 sqft 1930	- - days	- \$277/sq ft	4/27/2026 Notice of Foreclosure Sale
3	 <p><b>3906 Luwana Ln</b> Knoxville, TN 37917 Off Market / Public Record</p>	Single Family	3/1	1,143	0.55 acres 1940	- - days	- \$182/sq ft	3/31/2026 Notice of Foreclosure Sale
4	 <p><b>4313 Mannington Dr</b> Knoxville, TN 37917 Off Market / Public Record</p>	Condo/Townhouse/Apt.	2/2	1,335	- 1995	- - days	- \$210/sq ft	3/25/2026 Notice of Foreclosure Sale
5	 <p><b>119 W Oldham Ave</b> Knoxville, TN 37917 Off Market / Public Record</p>	Single Family	2/1	1,184	6,882 sqft 1900	- - days	- \$236/sq ft	4/27/2026 Notice of Foreclosure Sale

# Knoxville, TN 37917

## Summary

For Lease Activity in the Last 3 Months

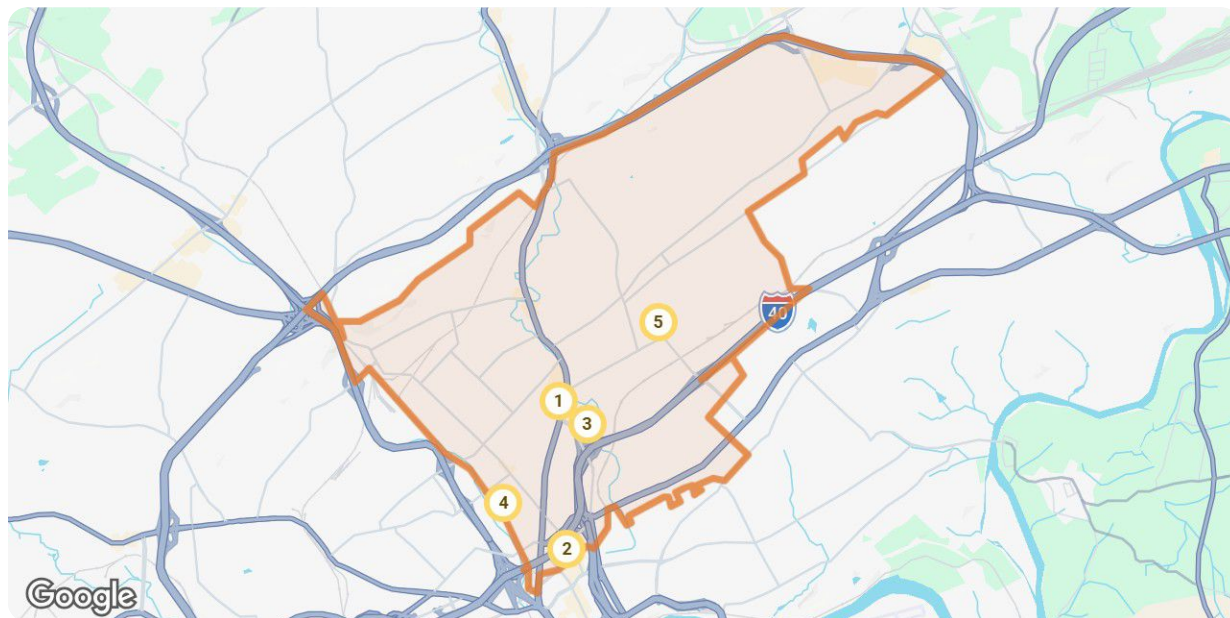


	New	Closed	Distressed
Number of Properties	6	5	5
Lowest Listing Price / Est.Value	\$1,250	\$1,600	\$208,000
Median Listing Price / Est.Value	\$2,298	\$1,995	\$262,480
Highest Listing Price / Est.Value	\$3,650	\$2,200	\$279,900
Average Price / sqft	\$2	\$2	\$220
Median Price / sqft	\$1	\$2	\$210
Average Days in RPR	38	49	-
Median Days in RPR	31	42	-
Total Volume	\$13,545	\$9,790	\$1,289,960
Source	Listings	Public Records & Listings	Public Records & Listings

## Market Activity Breakdown

### New

Source: Listings




#### Legend

● Active For Lease

New: 6 properties		Property Type	Beds / Baths	Living Area (sq ft)	Lot Size	Year Built	List Date / Days in RPR	List Price / \$ Per Sq Ft
<span style="border: 1px solid yellow; border-radius: 50%; padding: 2px;">1</span>	 <p><b>216 Dameron Ave</b> Knoxville, TN 37917 MLS ID: 1334097 <span style="color: yellow;">●</span> Active / For Lease</p> <p><i>Courtesy of Greater Impact Realty</i></p>	Single Family	2/1	882	2,613 sqft	1899	3/25/2026 80 days	\$1,400 mo. \$2/sq ft
<span style="border: 1px solid yellow; border-radius: 50%; padding: 2px;">2</span>	 <p><b>301 E Quincy Ave</b> Knoxville, TN 37917 MLS ID: 1343944 <span style="color: yellow;">●</span> Active / For Lease</p> <p><i>Courtesy of Asset Realty Management, Inc.</i></p>	Single Family	3/2	1,300	6,011 sqft	1910	6/8/2026 5 days	\$2,195 mo. \$2/sq ft
<span style="border: 1px solid yellow; border-radius: 50%; padding: 2px;">3</span>	 <p><b>333 W Depot Ave, Apt 415</b> Knoxville, TN 37917 MLS ID: 1339656 <span style="color: yellow;">●</span> Active / For Lease</p> <p><i>Courtesy of Hometown Realty, LLC</i></p>	Condo/Townhouse/Apt.	2/2	1,570	1,306 sqft	2019	5/5/2026 39 days	\$3,650 mo. \$2/sq ft
<span style="border: 1px solid yellow; border-radius: 50%; padding: 2px;">4</span>	 <p><b>1412 Armstrong Ave, Apt 1</b> Knoxville, TN 37917 MLS ID: 1336454 <span style="color: yellow;">●</span> Active / For Lease</p> <p><i>Courtesy of Pace Probitly Asset Management</i></p>	Single Family	1/1	900	0.51 acres	1920	4/11/2026 63 days	\$1,250 mo. \$1/sq ft
<span style="border: 1px solid yellow; border-radius: 50%; padding: 2px;">5</span>	 <p><b>1146 Atlantic Ave</b> Knoxville, TN 37917 MLS ID: 1342672 <span style="color: yellow;">●</span> Active / For Lease</p> <p><i>Courtesy of NBS Property Management</i></p>	Single Family	3/2	2,499	0.5 acres	1930	5/26/2026 18 days	\$2,650 mo. \$1/sq ft

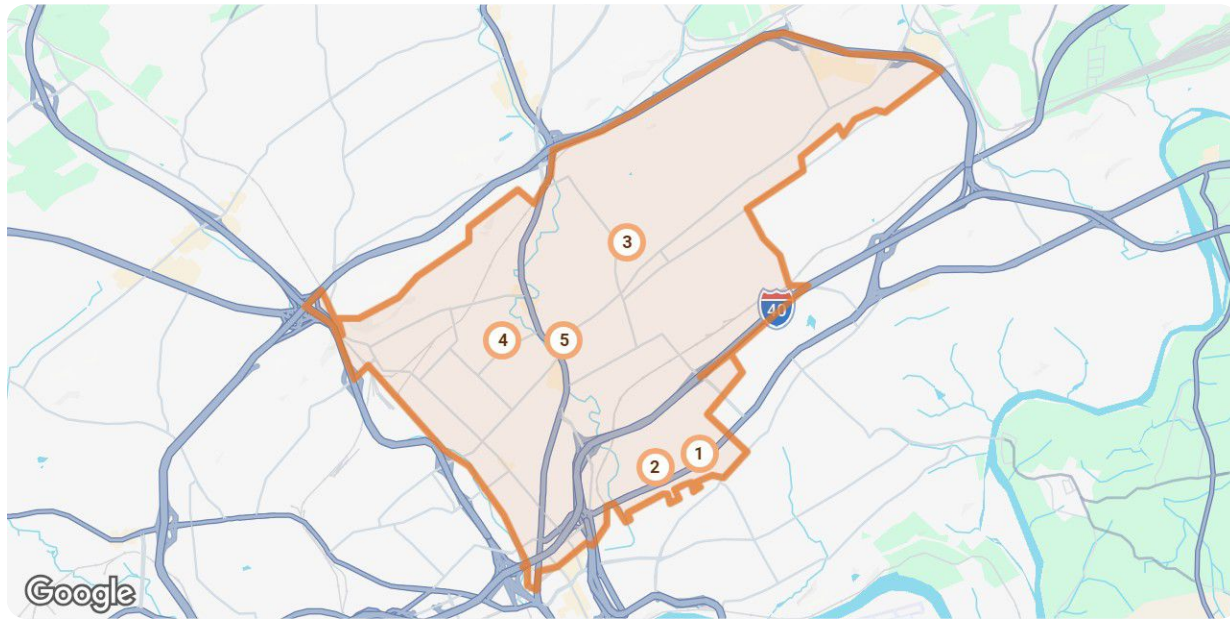
New: 6 properties		Property Type	Beds / Baths	Living Area (sq ft)	Lot Size	Year Built	List Date / Days in RPR	List Price / \$ Per Sq Ft
-------------------	--	---------------	--------------	---------------------	----------	------------	-------------------------	---------------------------

<b>6</b>	 <p><b>2100 Cecil Ave</b> Knoxville, TN 37917 MLS ID: 1341690</p> <p><span style="color: orange;">●</span> Active / For Lease</p>	Single Family	3/2	1,945	7,405 sqft	1899	5/21/2026 23 days	\$2,400 mo. \$1/sq ft
----------	--	---------------	-----	-------	------------	------	----------------------	--------------------------

Courtesy of Greater Impact Realty

## Closed


Source: Public Records and Listings




### Legend

● Closed


Closed: 5 properties		Property Type	Beds / Baths	Living Area (sq ft)	Lot Size / Year Built	Closed Date / Days in RPR	Closed Price / \$ Per Sq Ft	List to Sold Price %
----------------------	--	---------------	--------------	---------------------	-----------------------	---------------------------	-----------------------------	----------------------

<b>1</b>	 <p><b>2439 Adams Ave</b> Knoxville, TN 37917 MLS ID: 1337504</p> <p><span style="color: orange;">■</span> Closed / For Lease</p>	Single Family	2/1	958	5,227 sqft 2022	4/28/2026 4 days	- \$2/sq ft	-
----------	--	---------------	-----	-----	--------------------	---------------------	----------------	---


Courtesy of Wallace

<b>2</b>	 <p><b>523 N Bertrand St, Unit 108</b> Knoxville, TN 37917 MLS ID: 1330334</p> <p><span style="color: orange;">■</span> Closed / For Lease</p>	Condo/Townhouse/Apt.	2/2	1,512	- -	4/6/2026 42 days	- \$1/sq ft	-
----------	---	----------------------	-----	-------	--------	---------------------	----------------	---

Courtesy of Greater Impact Realty

<b>3</b>	 <p><b>3123 Brunswick St</b> Knoxville, TN 37917 MLS ID: 1322584</p> <p><span style="color: orange;">■</span> Closed / For Lease</p>	Single Family	2/1	1,228	- 1950	4/1/2026 132 days	- \$2/sq ft	-
----------	---	---------------	-----	-------	-----------	----------------------	----------------	---

Courtesy of Allen Realty

<b>4</b>	 <p><b>2443 Jefferson Ave, #1</b> Knoxville, TN 37917 MLS ID: 1338656</p> <p><span style="color: orange;">■</span> Closed / For Lease</p>	Single Family	3/2	1,584	7,405 sqft 1920	5/19/2026 21 days	- \$1/sq ft	-
----------	--	---------------	-----	-------	--------------------	----------------------	----------------	---

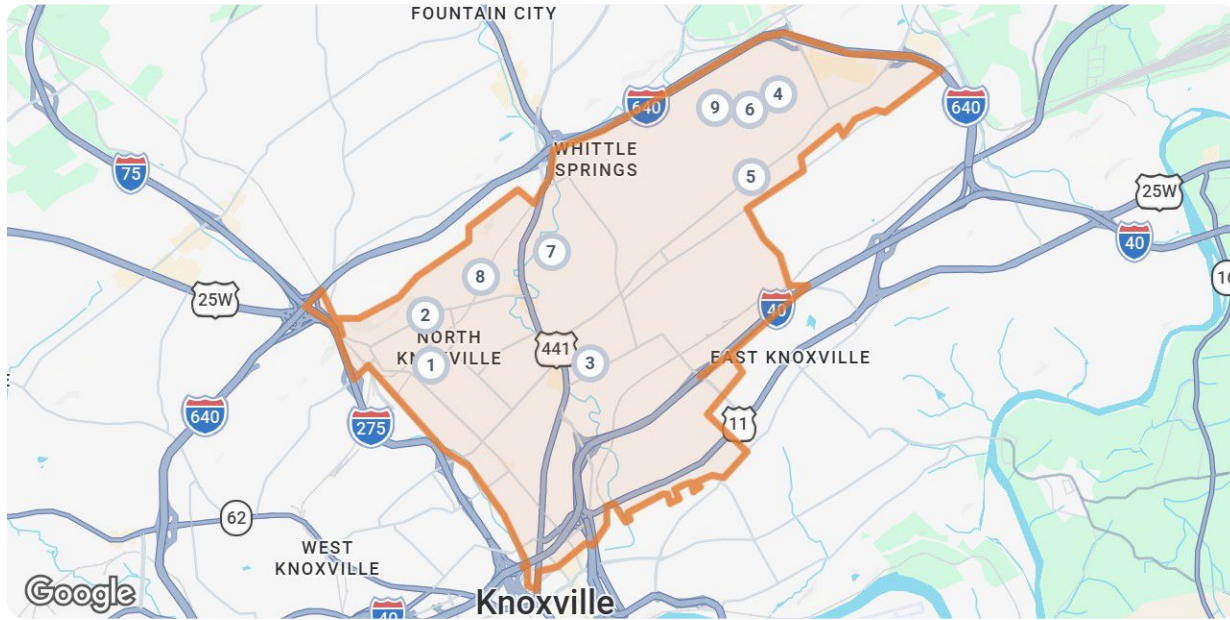
Courtesy of Realty Executives Associates

Closed: 5 properties	Property Type	Beds / Baths	Living Area (sq ft)	Lot Size / Year Built	Closed Date / Days in RPR	Closed Price / \$ Per Sq Ft	List to Sold Price %
----------------------	---------------	--------------	---------------------	-----------------------	---------------------------	-----------------------------	----------------------

 <p><b>2117 Citrus St</b> Knoxville, TN 37917 MLS ID: 1332908</p> <p><b>Closed / For Lease</b></p> <p><i>Courtesy of Keller Williams West Knoxville</i></p>	Single Family	-/-	-	0.3 acres	5/1/2026 46 days	- -/sq ft	-
--	---------------	-----	---	-----------	---------------------	--------------	---

## Distressed






Source: Public Records and Listings



### Legend

● Off Market, Hold, Withdrawn, Expired, or Canceled

Distressed: 5 properties	Property Type	Beds / Baths	Living Area (sq ft)	Lot Size / Year Built	List Date / Days in RPR	List Price / \$ Per Sq Ft	Distressed Date / Type
--------------------------	---------------	--------------	---------------------	-----------------------	-------------------------	---------------------------	------------------------

 <p><b>429 Chickamauga Ave</b> Knoxville, TN 37917</p> <p><b>Off Market / Public Record</b></p>	Single Family	2/1	1,320	7,231 sqft 1899	- - days	- \$197/sq ft	3/27/2026 Notice of Foreclosure Sale
 <p><b>1948 Emoriland Blvd</b> Knoxville, TN 37917</p> <p><b>Off Market / Public Record</b></p>	Single Family	2/1	946	7,492 sqft 1930	- - days	- \$277/sq ft	4/27/2026 Notice of Foreclosure Sale
 <p><b>3906 Luwana Ln</b> Knoxville, TN 37917</p> <p><b>Off Market / Public Record</b></p>	Single Family	3/1	1,143	0.55 acres 1940	- - days	- \$182/sq ft	3/31/2026 Notice of Foreclosure Sale
 <p><b>4313 Mannington Dr</b> Knoxville, TN 37917</p> <p><b>Off Market / Public Record</b></p>	Condo/Townhouse/Apt.	2/2	1,335	- 1995	- - days	- \$210/sq ft	3/25/2026 Notice of Foreclosure Sale
 <p><b>119 W Oldham Ave</b> Knoxville, TN 37917</p> <p><b>Off Market / Public Record</b></p>	Single Family	2/1	1,184	6,882 sqft 1900	- - days	- \$236/sq ft	4/27/2026 Notice of Foreclosure Sale

Hi Jeff & Lawanda,

I've prepared a market report for your neighborhood that highlights recent trends and activity in your area.

As you begin thinking about the timing of your move, we can review the numbers together and determine a pricing strategy that makes the most sense when the time comes. Because the market can shift quickly, it's best not to set a price too far in advance—but this report should serve as a helpful guide in the meantime.

Take a look when you have a moment, and let me know if anything catches your attention or raises questions.

I'm looking forward to the opportunity to connect again soon. And as always, I'm here if you need guidance or have questions along the way—please don't hesitate to reach out.

Kindest regards,

Jennifer



*Jennifer Porco*  
Broker Affiliate, REALTOR®

865-505-1296

RENE  SRES



315 Ebenezer Rd, Knoxville, TN 37923

[Jennifer@RealSolutions.Pro](mailto:Jennifer@RealSolutions.Pro) / [www.Downsize865.RealSolutions.Pro](http://www.Downsize865.RealSolutions.Pro)



# Jennifer Porco

Jennifer brings over two decades of real estate prowess to your home search or sale. Known for her unwavering dedication and keen market sense, Jennifer has a proven track record of delivering exceptional results.



Jennifer Porco, REALTOR®

## Targeting the Right Buyers

We utilize a comprehensive marketing strategy designed to attract serious, qualified buyers. Through a combination of online and offline tactics, we ensure your property receives maximum exposure.

### Online Presence

- **Professional Photography and Virtual Tours:** Showcasing your property in its best light.
- **Listing Syndication:** Your home will be featured on top real estate websites, including Zillow\*, Redfin, Homes.com, Realtor.com, etc., ensuring wide visibility.
- **Social Media Campaigns:** Targeted ads and engaging posts on platforms like Facebook, Instagram and LinkedIn to reach potential buyers.
- **Email Marketing:** Directly reaching out to a curated list of potential buyers and real estate agents.

### Offline Marketing

- **Open Houses:** Professionally hosted to welcome potential buyers.
- **Print Materials:** High-quality brochures and flyers distributed in key locations.
- **Networking:** Leveraging our extensive network of real estate professionals to find the right buyer.



I've had the pleasure of working with Jennifer Porco on multiple occasions whether it be property rentals or home sales. I've worked with other agents in the past, but none of them had the tenacity, drive, professionalism and motivation to get the job done. I highly recommend Jennifer Porco as a Real Estate Agent, you will not be disappointed!

-Iris Leyva



I have had several properties purchased and sold with Jennifer handling everything, she knows her job very well!!

-Doris Arnold

# Pre-Listing Checklist

## Exterior & Curb Appeal

- Landscaping trimmed and tidy
- Driveway and walkways clear and in good repair
- Exterior paint touch-ups completed
- House numbers visible and secure
- Front door and entryway welcoming and clean

## Kitchen

- Countertops cleared and cleaned
- Appliances clean and fully functional
- Cabinets organized and decluttered
- Floors swept and mopped
- Fixtures and hardware polished

## Bedrooms

- Personal items minimized and stored away
- Closets organized and decluttered
- Bedding clean and neatly arranged
- Floors vacuumed and free of stains
- Windows clean and treatments in good condition

## Bathrooms

- Countertops cleared and cleaned
- Mirrors streak-free and clean
- Showers and tubs scrubbed and free of mildew
- Toilets clean and functioning properly
- Fresh towels and minimal decor

## Living Room

- Furniture arranged to maximize space
- Clutter removed and surfaces dusted
- Lighting fixtures working and dust-free
- Floors cleaned and any rugs vacuumed
- Electronics organized and cords hidden

## Utilities & Home Systems

- HVAC system serviced and filters changed
- Water heater functioning and accessible
- All outlets and switches functional
- Plumbing checked for leaks or drips
- Smoke and carbon monoxide detectors tested

## Office/Home Workspace

- Desk organized and clear
- Cords and cables neatly managed
- Lighting adequate and functional
- Seating area neatly arranged
- Floors vacuumed and mopped

## Final Touches

- Personal photos and sensitive items stored away
- Neutralize any pet odors and clean pet areas
- Replace any burnt out light bulbs
- Ensure all windows and doors operate smoothly
- Leave out any manuals or warranties for appliances and systems

# Pre-Listing Checklist (Continued)

Ensure your property stands out and the listing process is as efficient as possible with this essential Pre-Listing Checklist. Designed with sellers in mind, this guide helps you cover the critical areas of your home, from the outside in, to showcase its best features.

## Exterior & Curb Appeal

- Ensure the lawn is mowed, and gardens are weeded and mulched.
- Check that the driveway and walkways are clean and in good condition.
- Clean windows, repair any exterior damage, and consider a fresh coat of paint if needed.
- Make sure the entrance is inviting with a clean doormat, functioning doorbell, and neat porch area.

## Interior Appeal

- Declutter all rooms to create a spacious and inviting environment.
- Deep clean the entire house, including carpets, windows, and surfaces.
- Apply a fresh coat of neutral paint where necessary to brighten spaces.
- Arrange furniture to optimize flow and showcase room purposes effectively.

## Ready for Showing

- Replace all burnt-out light bulbs and ensure all light fixtures work.
- Remove personal photographs and items to allow buyers to envision themselves in the space.
- Neutralize odors, especially if you have pets, and ensure the home is ventilated.
- Leave out any important documents related to the house, such as warranties and manuals.

*Jennifer Porco*  
REALTOR®

**DIRECT: (865) 505-1296**

OFFICE: (865) 433-4663

Email: [Jennifer@RealSolutions.Pro](mailto:Jennifer@RealSolutions.Pro)

[www.realsolutions.pro](http://www.realsolutions.pro)

315 Ebenezer Rd, Knoxville, TN 37923



**RENE**



## About RPR

- RPR® is the nation's largest property database, exclusively for REALTORS®. It empowers REALTORS® to help buyers and sellers make informed decisions, backed by a real estate database covering more than 160 million residential and commercial properties in the United States.
- RPR is a wholly owned subsidiary of the National Association of REALTORS® and a member benefit to REALTORS®.
- RPR's data sources range from MLSs and county-level tax and assessment offices, to the U.S. Census and FEMA, to specialty data set providers such as Esri (consumer data), Niche (school information) and Precisely (geographic boundaries).

## Learn More

For more information about RPR, please visit RPR's public website: <https://blog.narrpr.com>

