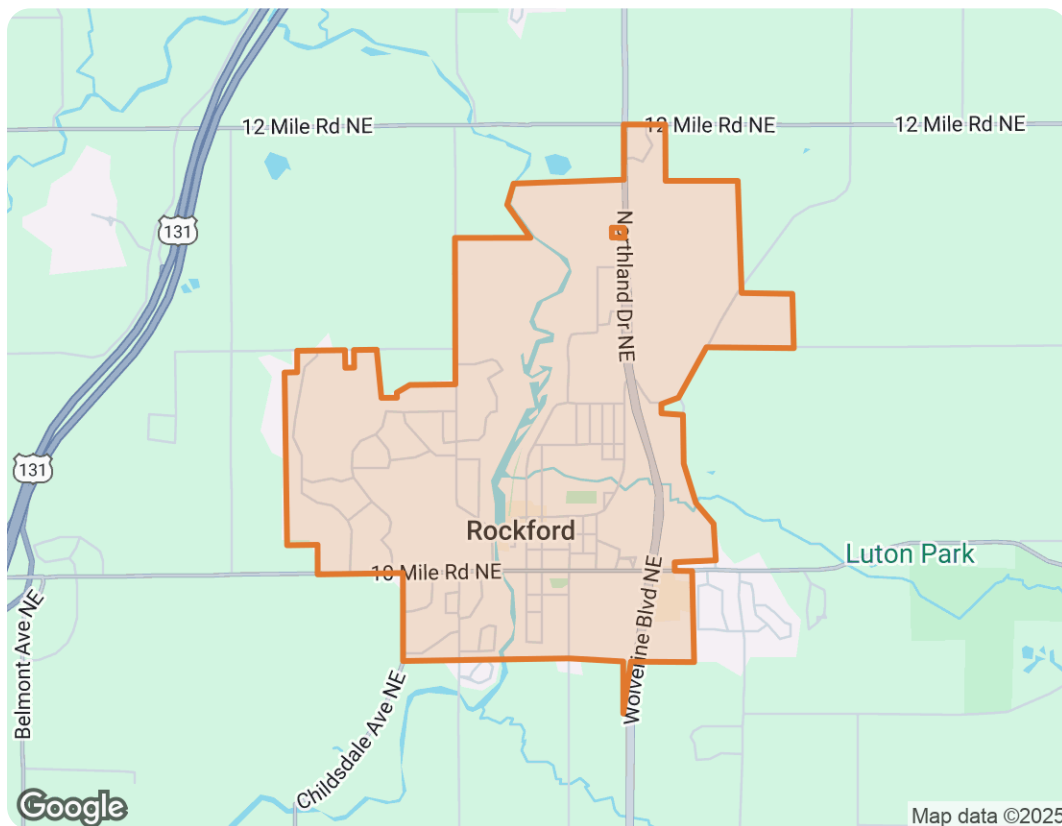


Rockford, Michigan



Thank you for your interest in Greenville Market Activity. We hope this report provides valuable information.

If you're interested in Buying or Selling, or Investing in West Michigan Real Estate, we would love to help.

*Thanks,
Bill & Christian*



Christian Rasmussen

Real Estate Professional

Michigan Real Estate License #6501456785

📞 Work 616-888-1394

✉️ christian@topnotchgroup.com

🌐 <http://www.TopnotchGroup.com>



Market Trends

Market Trends for Rockford, Michigan

Single Family + Condo/Townhouse/Apt.

February 2025

Market Type

Seller's Market	Balanced Market	Buyer's Market
-----------------	-----------------	----------------

Key Details

Months of Inventory 0.92 ↓ 18.58% MoM	Sold to List Price % 99.5% ↑ 1.32% MoM	Median Days in RPR 6 ↓ 84.62% MoM	Median Sold Price \$386,250 ↓ 9.33% MoM
--	---	--	--

February 2025 Median Estimated Property Value

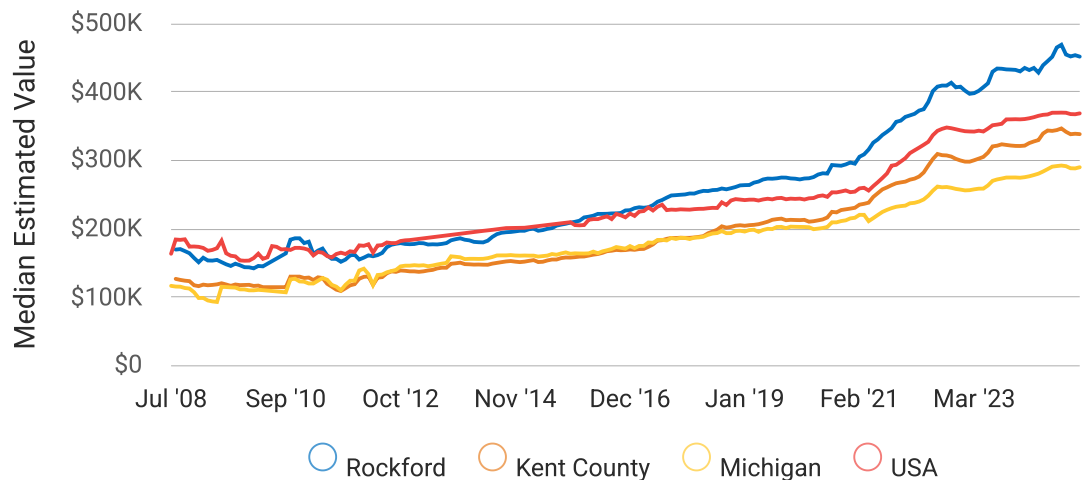
Single Family + Condo/Townhouse/Apt.

This graphic displays property estimates for a market area and a subject property, where one has been selected. Estimated property values are generated by a valuation model and are not formal appraisals.

Source: Public records, and MLS sources where licensed

Update Frequency: Monthly

Median Estimated Value \$451,330	Last Month Change -0.5%	12 Month Change +3.8%
---	--	--





Rockford, Michigan

February 2025 New Listings

Rockford, Michigan

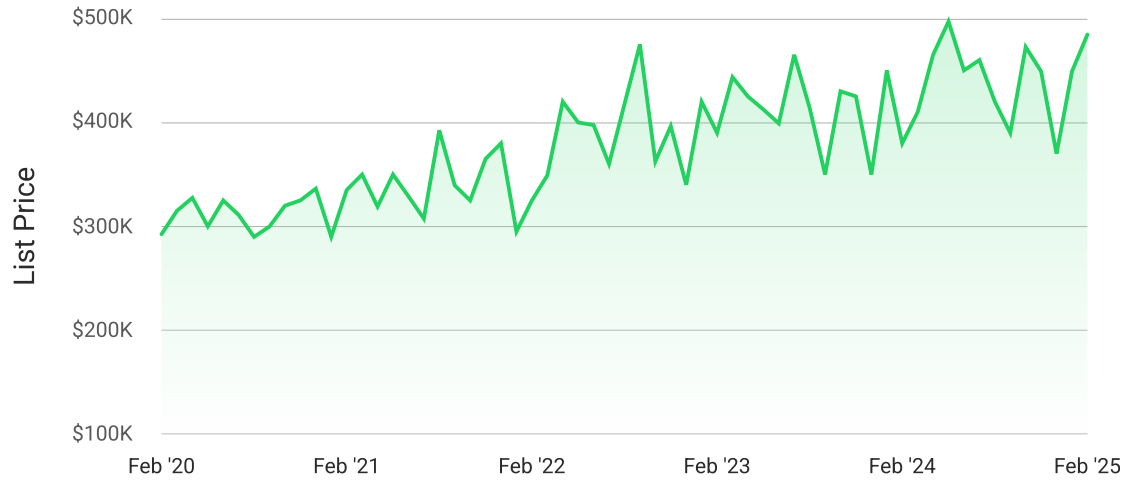
Single Family + Condo/Townhouse/Apt.

This graphic summarizes key statistics for properties that entered the market each month. RPR uses list date to determine when a listing entered the market. These statistics are important for understanding the rate at which listings are entering the market and their price points.

Source: Listing sources

Update Frequency: Monthly

Median List Price - \$484,450
 ↑ 7.9% Month over Month



February 2025 Active Listings

Rockford, Michigan

Single Family + Condo/Townhouse/Apt.

This graphic summarizes key statistics for properties that were in an active status on the last day of each month. RPR uses list date and a derived pending date to determine if the listing was active on the last day of the month. An end-of-month snapshot of active listings helps to understand inventory levels, price points and duration on the market.

Source: Listing sources

Update Frequency: Monthly

Median List Price - \$499,900
 ↑ 11.3% Month over Month





Rockford, Michigan

February 2025 Pending Listings

Rockford, Michigan

Single Family + Condo/Townhouse/Apt.

This graphic summarizes key statistics for properties that were in a pending status on the last day of the month. RPR uses the list date, a derived pending date and a derived off-market status date to determine if the listing was in a pending status on the last day of the month. An end-of-month snapshot of pending listings helps to understand inventory that is waiting to close, price points and duration on the market.

Source: Listing sources

Update Frequency: Monthly



February 2025 Sold Listings

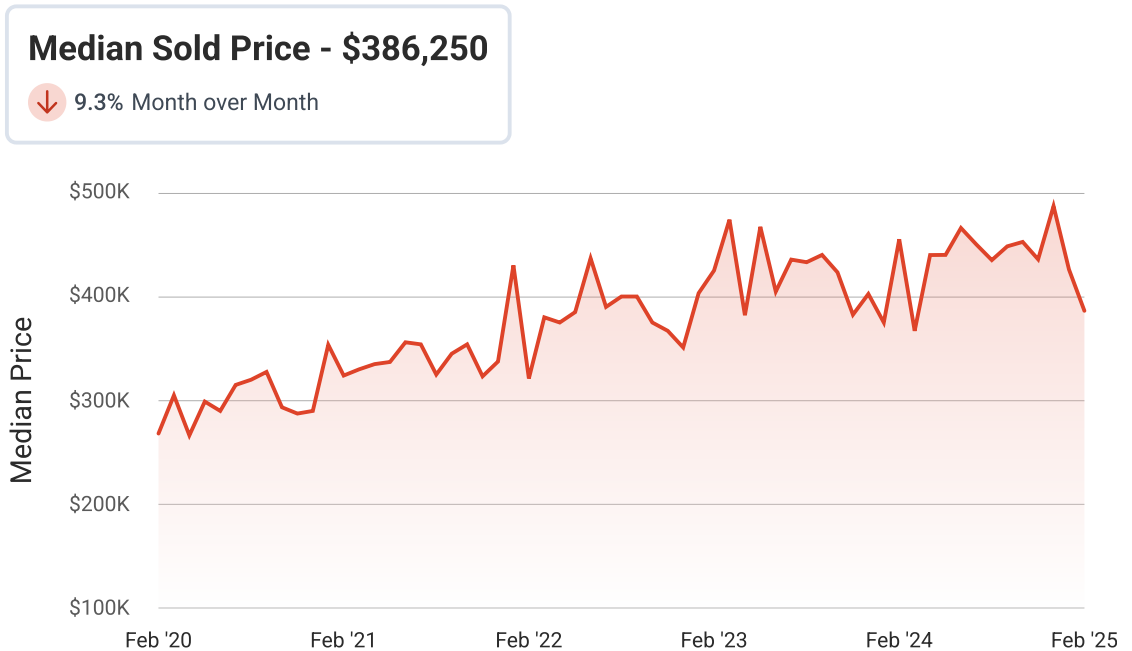
Rockford, Michigan

Single Family + Condo/Townhouse/Apt.

This graphic summarizes key statistics for properties that sold each month. RPR uses a derived sold date to determine when a property moved into a sold status within the given month. These statistics are important for understanding the price points on sold properties as well as the difference between the list price and sold price, which reveals whether buyers are paying over or under the asking price.

Source: Listing sources

Update Frequency: Monthly





Market Snapshot

Value and Price Changes

	Current	Last Month	Last 3 Months	Last 12 Months	Last 24 Months	Last 36 Months
Median Est. Property Value Last Updated: 2/28/2025	\$451,330 0%	\$453,400 -0.46%	\$454,370 -0.67%	\$434,770 +3.81%	\$397,000 +13.69%	\$367,740 +22.73%
Median Sold Price Last Updated: 2/28/2025	\$355,000 0%	\$397,500 -10.69%	\$402,500 -11.8%	\$364,500 -2.61%	\$355,500 -0.14%	\$245,000 +44.9%
Median List Price Last Updated: 2/28/2025	\$499,900 0%	\$449,000 +11.34%	\$449,900 +11.11%	\$529,900 -5.66%	\$473,033 +5.68%	\$450,900 +10.87%

About this Data: Because some brokerages may choose not to include their MLS listing content within the RPR platform, the analysis contained in this report may not have been created using all the available listing data within this geographical market.
 Median estimated property values are generated by a valuation model and are not formal appraisals. Valuations are based on public records and MLS data where licensed. The Metrics displayed here reflect **All Residential Single Family, Condo, Townhouse and Apartment properties** data.

Market Activity

Market Filters Selected

- Sort Order:** Recently updated
- Maximum Properties Per Change Type:** 90
- Change Types:** New Listings, Pending, Closed, Distressed
- Property Types:** Single Family, Condo/Townhouse/Apt, CoOp
- Property Features:** Sale Price: Any, Lease Price: Any, Beds: 3+, Baths: 2+, Living Area: Any, Lot Size: Any, Year Built: Any

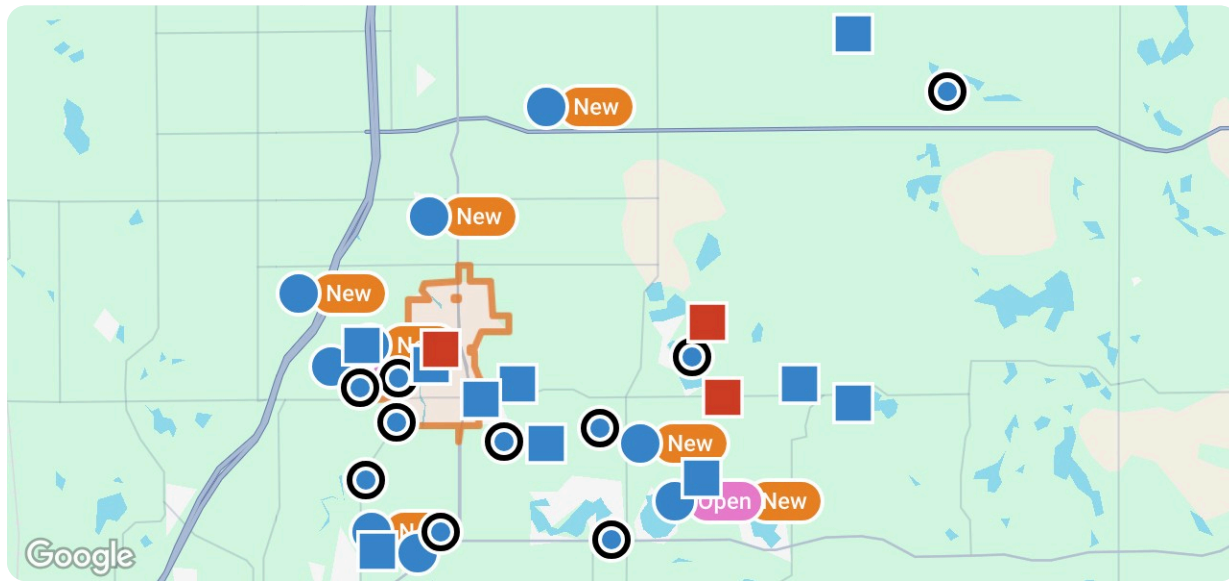




Rockford, Michigan

Summary

For Sale Activity in the Last 3 Months



Legend

- For Sale
- For Sale Pending
- Recently Closed
- Distressed

	New	Pending	Closed	Distressed
Number of Properties	10	10	10	3
Lowest Listing Price / Est.Value	\$95,000	\$250,000	\$350,000	\$367,440
Median Listing Price / Est.Value	\$457,500	\$416,950	\$518,750	\$400,000
Highest Listing Price / Est.Value	\$789,000	\$899,900	\$839,900	\$422,790
Average Price / sqft	\$252	\$309	\$276	\$253
Median Price / sqft	\$260	\$291	\$273	\$252
Average Days in RPR	23	68	91	-
Median Days in RPR	7	19	93	-
Total Volume	\$4,723,800	\$5,058,699	\$5,296,300	\$1,190,230
Source	Listings	Listings	Public Records & Listings	Public Records & Listings

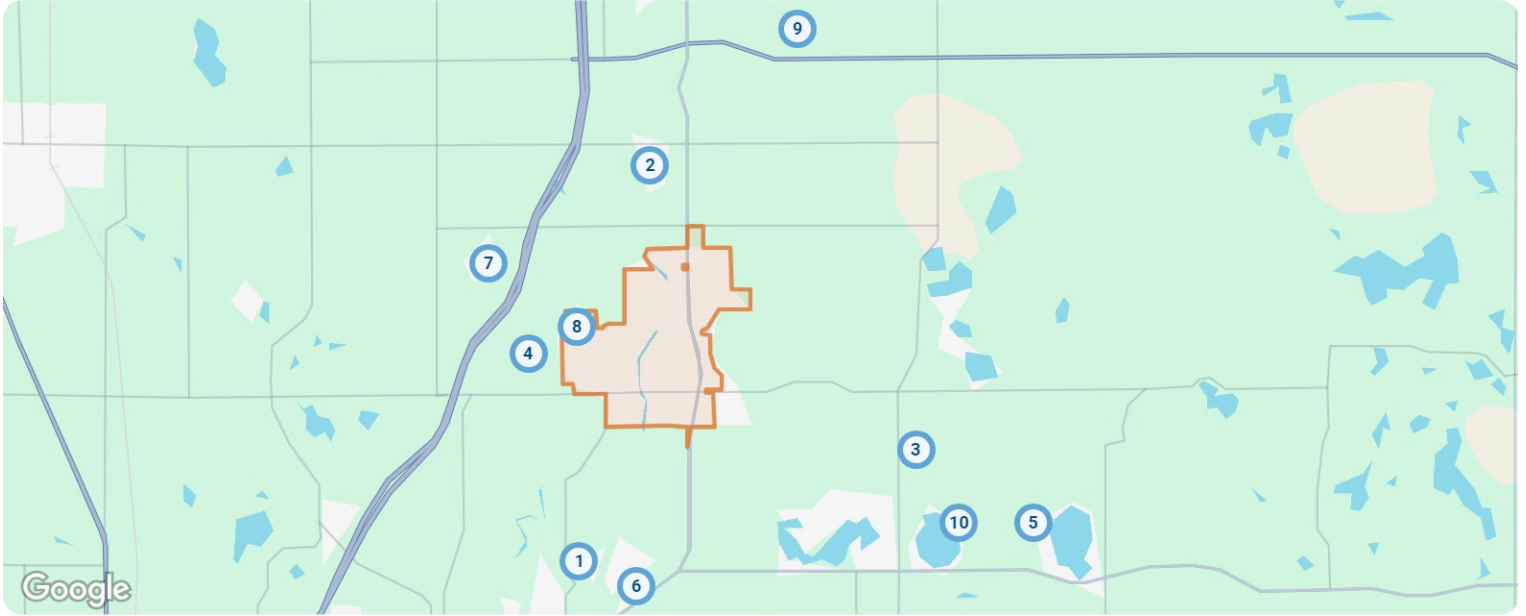




Property Details

New

Source: Listings



New: 10 properties		Property Type	Beds / Baths	Living Area (sq ft)	Lot Size	Year Built	List Date / Days in RPR	List Price / \$ Per Sq Ft
1	 <p>3740 Windwood Dr NE Rockford, MI 49341 MLS ID: 25010567 ● Active / For Sale</p> <p><i>Listing Courtesy of JH Realty Partners</i></p>	Single Family	4/4	1,915	0.31 acres	1997	3/19/2025 1 day	\$490,000 \$256/sq ft
2	 <p>10577 Galaxy Dr NE Rockford, MI 49341 MLS ID: 25010441 ● Active / For Sale</p> <p><i>Listing Courtesy of RE/MAX Lakeshore</i></p>	Single Family	3/2	1,539	–	1996	3/19/2025 1 day	\$95,000 \$62/sq ft
3	 <p>7860 Myers Lake Ave NE Rockford, MI 49341 MLS ID: 24063620 ● Active / For Sale</p> <p><i>Listing Courtesy of Greenridge Realty (Summit)</i></p>	Single Family	4/4	2,320	3.1 acres	1991	12/20/2024 90 days	\$750,000 \$323/sq ft
4	 <p>8810 Lapham Dr Rockford, MI 49341 MLS ID: 25010402 ● Active / For Sale</p> <p><i>Listing Courtesy of Keller Williams GR North</i></p>	Single Family	4/3	1,809	0.81 acres	2022	3/17/2025 3 days	\$789,000 \$436/sq ft
5	 <p>7257 Tillicum Trl NE Rockford, MI 49341 MLS ID: 25010394 ● Active / For Sale</p> <p><i>Listing Courtesy of Michigan Outdoor Properties</i></p>	Single Family	4/3	1,400	0.34 acres	1998	3/19/2025 1 day	\$395,000 \$282/sq ft



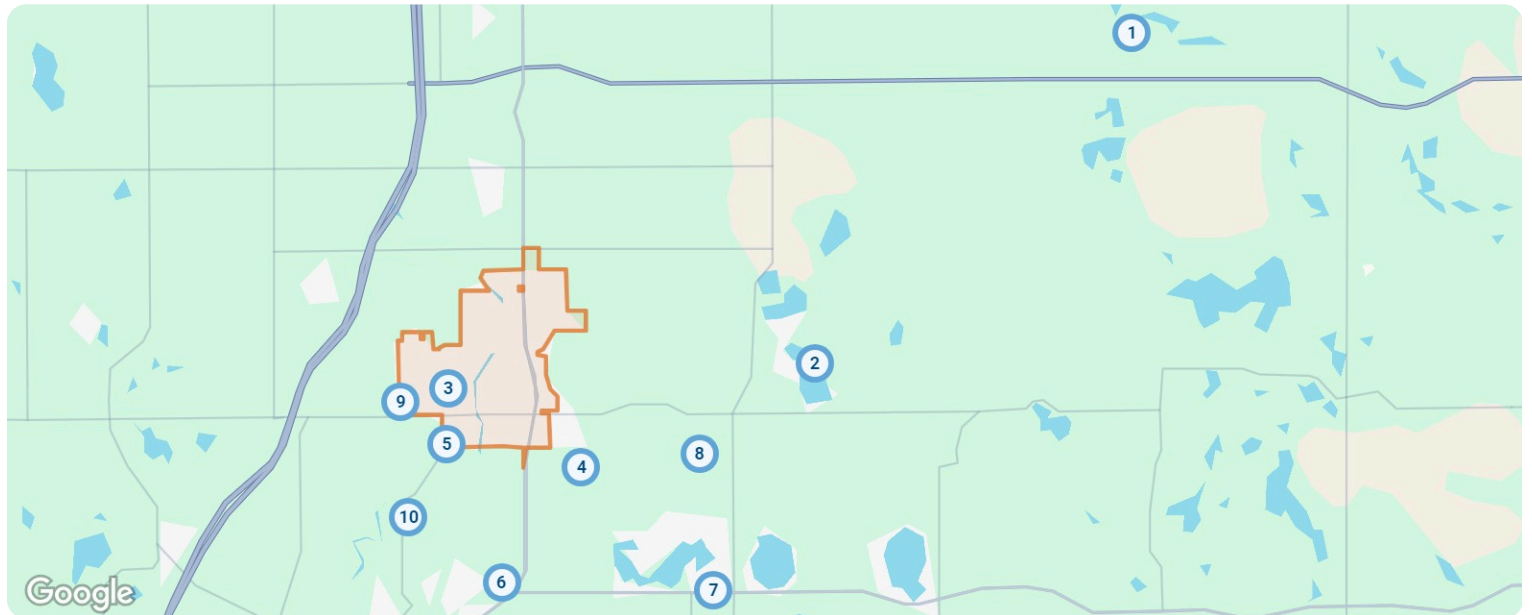
Rockford, Michigan













New: 10 properties		Property Type	Beds / Baths	Living Area (sq ft)	Lot Size	Year Built	List Date / Days in RPR	List Price / \$ Per Sq Ft
6	 <p>6682 Checkerberry Ln NE Rockford, MI 49341 MLS ID: 25009757 ● Active Under Contract / For Sale</p> <p><i>Listing Courtesy of Five Star Real Estate (M6)</i></p>	Single Family	3/4	1,606	0.31 acres	1996	3/14/2025 6 days	\$425,000 \$265/sq ft
7	 <p>2944 S Saddle Ridge Ct NE Rockford, MI 49341 MLS ID: 25008541 ● Active / For Sale</p> <p><i>Listing Courtesy of Bellabay Realty (North)</i></p>	Single Family	4/4	2,456	0.47 acres	2013	3/7/2025 13 days	\$589,900 \$240/sq ft
8	 <p>691 Elstar Dr Rockford, MI 49341 MLS ID: 25007726 ● Active / For Sale</p> <p><i>Listing Courtesy of Choice Realty LLC</i></p>	Single Family	3/3	1,666	0.3 acres	2025	3/4/2025 16 days	\$514,900 \$309/sq ft
9	 <p>11760 Townsquare Blvd Rockford, MI 49341 MLS ID: 24063773 ● Active / For Sale</p> <p><i>Listing Courtesy of Midwest Properties ERA Powered (Main)</i></p>	Single Family	3/2	1,566	–	2018	12/23/2024 87 days	\$255,000 \$163/sq ft
10	 <p>7367 Wilkinson Dr NE Rockford, MI 49341 MLS ID: 20250016350 ● Active / For Sale</p> <p><i>Listing Courtesy of Keller Williams Paint Creek</i></p>	Single Family	4/3	2,290	6,534 sq ft	1950	3/13/2025 7 days	\$420,000 \$183/sq ft

Pending

Source: Listings





Pending: 10 properties		Property Type	Beds / Baths	Living Area (sq ft)	Lot Size / Year Built	List Date	List Price / \$ Per Sq Ft	Pending Date / Days in RPR
1	 <p>10628 Blue Spruce Dr NE Rockford, MI 49341 MLS ID: 25007707 🕒 Pending / For Sale</p> <p><i>Listing Courtesy of Century 21 Rockgate</i></p>	Single Family	4/2	1,177	1.46 acres 2001	3/4/2025	\$385,000 \$327/sq ft	3/19/2025 16 days
2	 <p>8888 Brower Lake Dr NE Rockford, MI 49341 MLS ID: 25009142 🕒 Pending / For Sale</p> <p><i>Listing Courtesy of Icon Realty Group LLC</i></p>	Single Family	5/3	1,596	7.21 acres 1984	3/12/2025	\$875,999 \$549/sq ft	3/18/2025 8 days
3	 <p>176 Ashridge Dr Rockford, MI 49341 MLS ID: 25009311 🕒 Pending / For Sale</p> <p><i>Listing Courtesy of Childress & Associates Realty</i></p>	Single Family	3/3	1,563	0.29 acres 2004	3/13/2025	\$444,900 \$285/sq ft	3/17/2025 7 days
4	 <p>6553 Timber Crest Dr Rockford, MI 49341 MLS ID: 25001539 🕒 Pending / For Sale</p> <p><i>Listing Courtesy of Keller Williams GR North</i></p>	Condo/Townhouse/Apt.	3/3	1,628	– 2024	1/13/2025	\$550,000 \$338/sq ft	3/17/2025 66 days
5	 <p>183 Cahill Dr Rockford, MI 49341 MLS ID: 25006895 🕒 Pending / For Sale</p> <p><i>Listing Courtesy of Five Star Real Estate (Rock)</i></p>	Single Family	3/2	1,368	9,104 sq ft 1979	2/26/2025	\$389,000 \$284/sq ft	3/7/2025 22 days
6	 <p>6905 Northland Dr NE Rockford, MI 49341 MLS ID: 25006829 🕒 Pending / For Sale</p> <p><i>Listing Courtesy of RE/MAX of Grand Rapids (FH)</i></p>	Single Family	3/2	1,057	0.5 acres 1929	2/26/2025	\$250,000 \$237/sq ft	3/17/2025 22 days
7	 <p>6606 S Square Ln Rockford, MI 49341 MLS ID: 24063799 🕒 Pending / For Sale</p> <p><i>Listing Courtesy of Eastbrook Realty</i></p>	Condo/Townhouse/Apt.	3/3	1,511	1 acre 2024	12/19/2024	\$319,900 \$212/sq ft	3/16/2025 91 days
8	 <p>6440 Kies St NE Rockford, MI 49341 MLS ID: 25009193 🕒 Pending / For Sale</p> <p><i>Listing Courtesy of Five Star Real Estate (Rock)</i></p>	Single Family	3/3	1,544	2.01 acres 1989	3/10/2025	\$369,000 \$239/sq ft	3/15/2025 10 days
9	 <p>110 Muirfield Ct NE Rockford, MI 49341 MLS ID: 25009354 🕒 Pending / For Sale</p> <p><i>Listing Courtesy of RE/MAX United (Main)</i></p>	Single Family	4/4	1,763	1.33 acres 2015	3/13/2025	\$575,000 \$326/sq ft	3/15/2025 7 days
10	 <p>3682 River Isle Ct NE Rockford, MI 49341 MLS ID: 24003306 🕒 Pending / For Sale</p> <p><i>Listing Courtesy of Coldwell Banker AJS (Rock)</i></p>	Single Family	4/4	3,028	0.66 acres 2005	1/14/2024	\$899,900 \$297/sq ft	3/14/2025 431 days

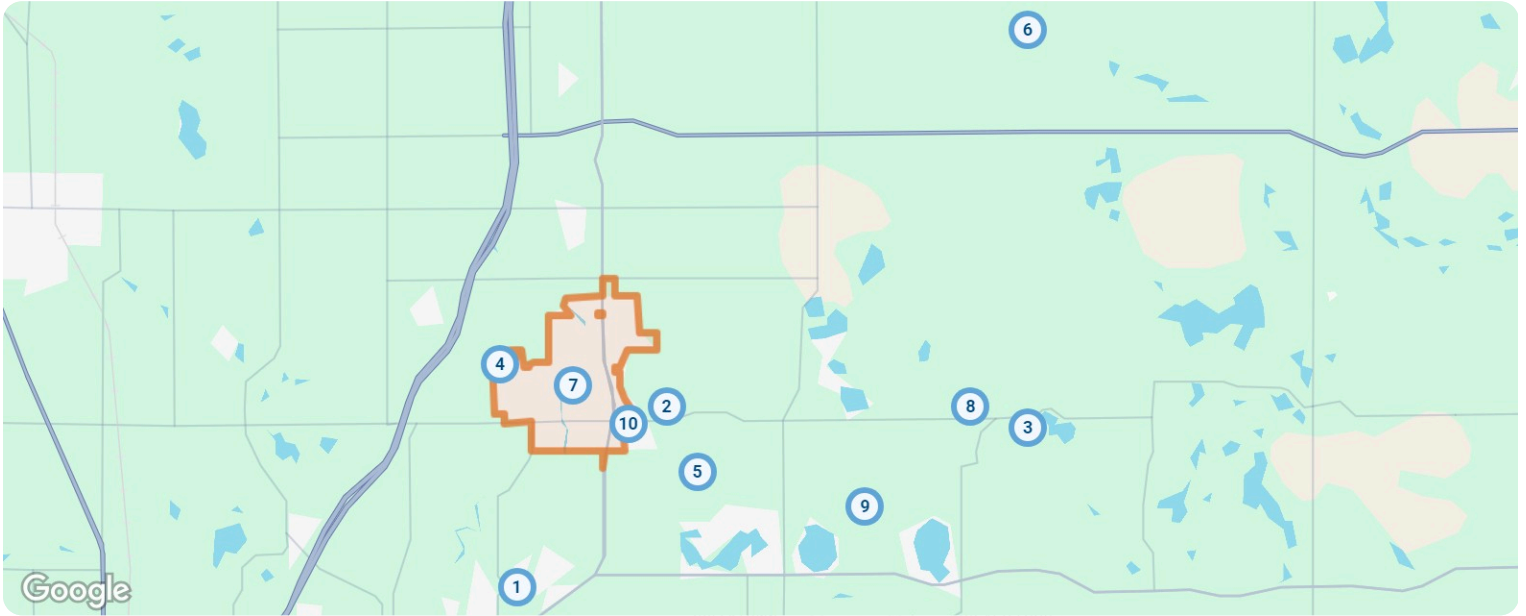


Rockford, Michigan



Closed

Source: Public Records and Listings



Closed: 10 properties		Property Type	Beds / Baths	Living Area (sq ft)	Lot Size / Year Built	Closed Date / Days in RPR	Closed Price / \$ Per Sq Ft	List to Sold Price %
1	 <p>3814 Windsor Ridge Dr Rockford, MI 49341 MLS ID: 24057738 Closed / For Sale</p> <p><i>Courtesy of Keller Williams GR North</i></p>	Condo/Townhouse/Apt.	3/3	1,628	– 2024	3/17/2025 133 days	\$505,000 \$310/sq ft	↓ 2.87%
2	 <p>7864 Woodhurst Dr Rockford, MI 49341 MLS ID: 24054893 Closed / For Sale</p> <p><i>Courtesy of Kensington Realty Group Inc.</i></p>	Single Family	4/3	2,466	0.38 acres 2024	3/18/2025 152 days	\$539,900 \$219/sq ft	-
3	 <p>8349 Tiffany Ave NE Rockford, MI 49341 MLS ID: 24039486 Closed / For Sale</p> <p><i>Courtesy of Icon Realty Group LLC</i></p>	Single Family	3/2	1,728	26.98 acres 1994	3/13/2025 225 days	\$470,000 \$272/sq ft	↓ 1.05%
4	 <p>556 Highlander Dr NE Rockford, MI 49341 MLS ID: 25010260 Closed / For Sale</p> <p><i>Courtesy of ReSIDE Grand Rapids</i></p>	Single Family	4/3	2,166	9,191 sq ft 2016	3/18/2025 - days	\$485,000 \$224/sq ft	-
5	 <p>5820 Fieldstone Rdg NE Rockford, MI 49341 MLS ID: 25005491 Closed / For Sale</p> <p><i>Courtesy of Polaris Real Estate LLC</i></p>	Single Family	5/4	2,002	0.65 acres 2004	3/17/2025 32 days	\$585,000 \$292/sq ft	↑ 1.74%



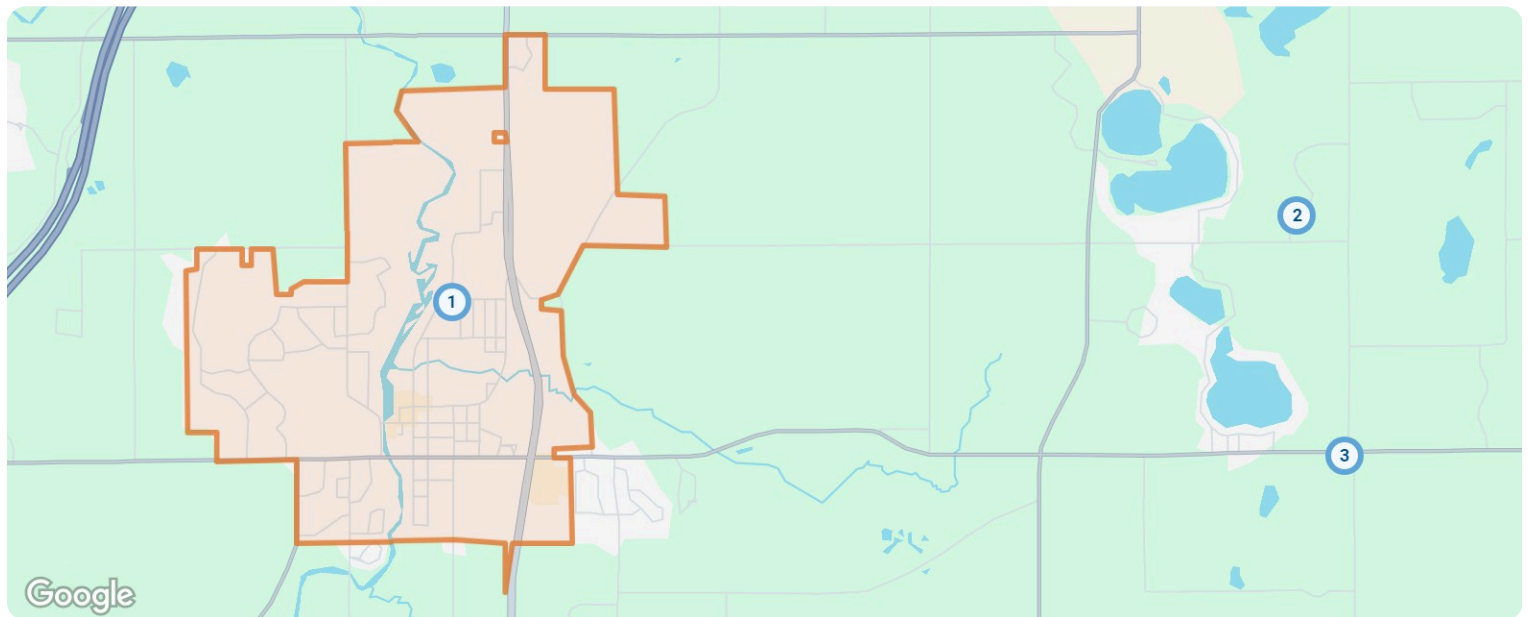
Rockford, Michigan



Closed: 10 properties		Property Type	Beds / Baths	Living Area (sq ft)	Lot Size / Year Built	Closed Date / Days in RPR	Closed Price / \$ Per Sq Ft	List to Sold Price %
6	 <p>12755 Ramsdell Dr NE Rockford, MI 49341 MLS ID: 25000208 Closed / For Sale</p> <p><i>Courtesy of 616 Realty LLC</i></p>	Single Family	3/2	1,280	4.13 acres 1989	3/17/2025 74 days	\$350,000 \$273/sq ft	-
7	 <p>252 N Main St Rockford, MI 49341 MLS ID: 24054860 Closed / For Sale</p> <p><i>Courtesy of Five Star Real Estate (Eastown)</i></p>	Single Family	5/3	2,444	0.46 acres 1900	2/28/2025 134 days	\$532,500 \$218/sq ft	↓ 3.18%
8	 <p>8472 Rocky Pines Dr NE Rockford, MI 49341 MLS ID: 25006929 Closed / For Sale</p> <p><i>Courtesy of Rockford Realty Co.</i></p>	Single Family	6/5	3,458	1.98 acres 2005	2/25/2025 36 days	\$839,900 \$243/sq ft	-
9	 <p>7500 Two Lakes Dr NE Rockford, MI 49341 MLS ID: 25006004 Closed / For Sale</p> <p><i>Courtesy of Bellabay Realty (North)</i></p>	Single Family	3/3	1,627	2.49 acres 2020	3/6/2025 15 days	\$630,000 \$387/sq ft	↑ 0.82%
10	 <p>5070 10 Mile Rd NE Rockford, MI 49341 MLS ID: 24058296 Closed / For Sale</p> <p><i>Courtesy of RE/MAX of Grand Rapids (FH)</i></p>	Single Family	4/3	1,101	10,585 sq ft 1959	2/27/2025 112 days	\$359,000 \$326/sq ft	-




Distressed

Source: Public Records and Listings



Rockford, Michigan



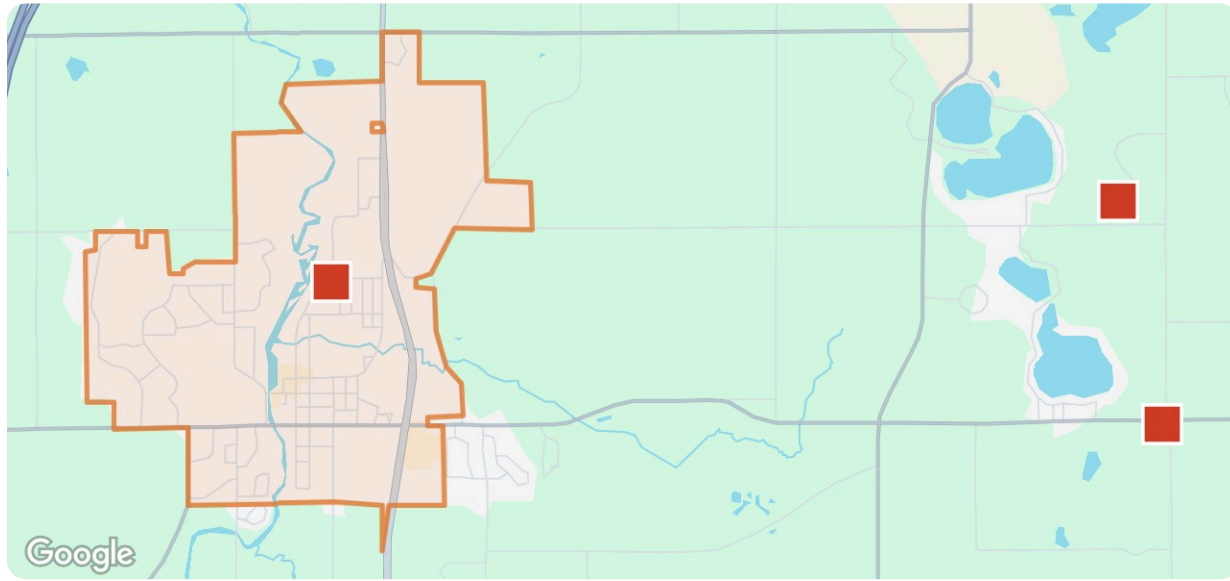
Distressed: 3 properties		Property Type	Beds / Baths	Living Area (sq ft)	Lot Size / Year Built	List Date / Days in RPR	List Price / \$ Per Sq Ft	Distressed Date / Type
1	 <p>210 E Main St Rockford, MI 49341 Off Market / Public Record</p>	Single Family	4/4	1,940	0.39 acres 1953	– – days	– \$218/sq ft	3/5/2025 Notice of Foreclosure Sale
2	 <p>9298 Stone View Dr NE Rockford, MI 49341 Off Market / Public Record</p>	Condo/Townhouse/Apt.	3/2	1,384	– 2004	– – days	– \$289/sq ft	3/5/2025 Notice of Foreclosure Sale
3	 <p>7976 10 Mile Rd NE Rockford, MI 49341 Off Market / Public Record</p>	Single Family	3/2	1,456	2 acres 2000	– – days	– \$252/sq ft	1/29/2025 Notice of Foreclosure Sale

Rockford, Michigan



Summary

For Lease Activity in the Last 3 Months



Legend

■ Distressed

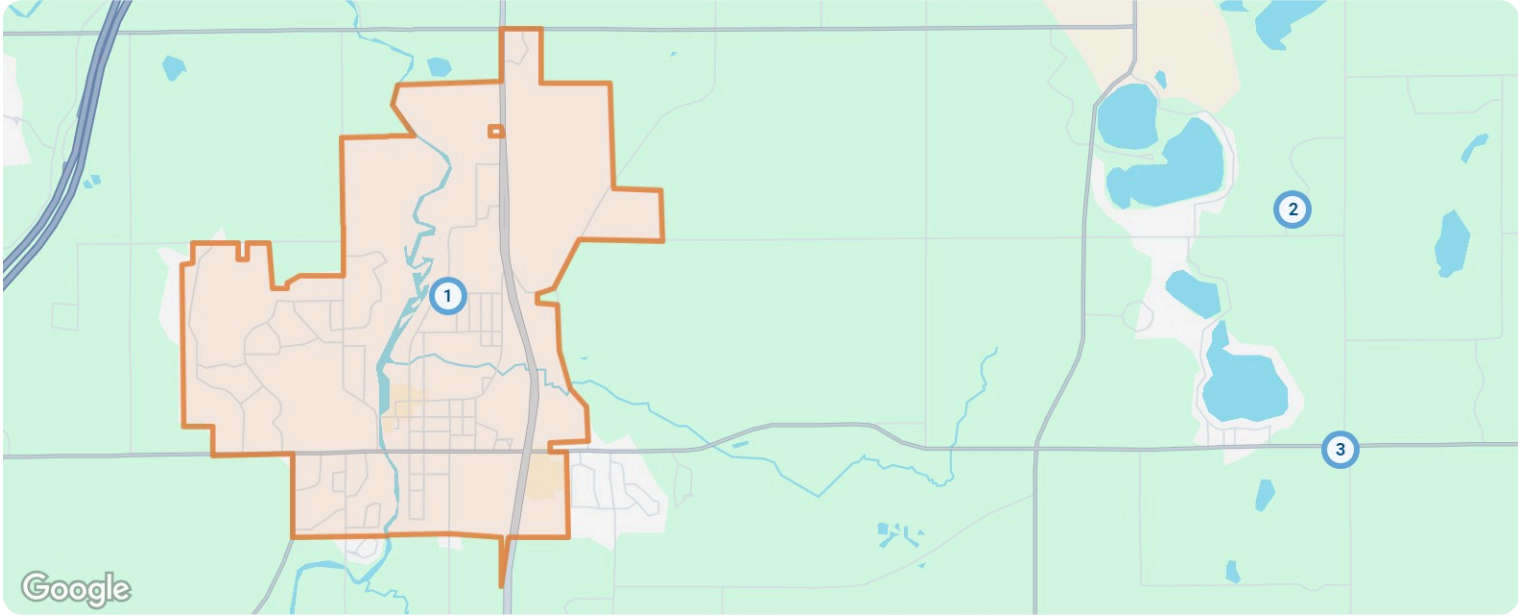
	Distressed
Number of Properties	3
Lowest Listing Price / Est.Value	\$367,440
Median Listing Price / Est.Value	\$400,000
Highest Listing Price / Est.Value	\$422,790
Average Price / sqft	\$253
Median Price / sqft	\$252
Average Days in RPR	-
Median Days in RPR	-
Total Volume	\$1,190,230
Source	Public Records & Listings






Property Details

Distressed

Source: Public Records and Listings



Distressed: 3 properties		Property Type	Beds / Baths	Living Area (sq ft)	Lot Size / Year Built	List Date / Days in RPR	List Price / \$ Per Sq Ft	Distressed Date / Type
1	 <p>210 E Main St Rockford, MI 49341 Off Market / Public Record</p>	Single Family	4/4	1,940	0.39 acres 1953	- - days	- \$218/sq ft	3/5/2025 Notice of Foreclosure Sale
2	 <p>9298 Stone View Dr NE Rockford, MI 49341 Off Market / Public Record</p>	Condo/Townhouse/Apt.	3/2	1,384	– 2004	- - days	- \$289/sq ft	3/5/2025 Notice of Foreclosure Sale
3	 <p>7976 10 Mile Rd NE Rockford, MI 49341 Off Market / Public Record</p>	Single Family	3/2	1,456	2 acres 2000	- - days	- \$252/sq ft	1/29/2025 Notice of Foreclosure Sale





Rockford, Michigan

About RPR

- RPR® is the nation's largest property database, exclusively for REALTORS®. It empowers REALTORS® to help buyers and sellers make informed decisions, backed by a real estate database covering more than 160 million residential and commercial properties in the United States.
- RPR is a wholly owned subsidiary of the National Association of REALTORS® and a member benefit to REALTORS®.
- RPR's data sources range from MLSs and county-level tax and assessment offices, to the U.S. Census and FEMA, to specialty data set providers such as Esri (consumer data), Niche (school information) and Precisely (geographic boundaries).

Learn More

For more information about RPR, please visit RPR's public website: <https://blog.narrpr.com>



RPR®

