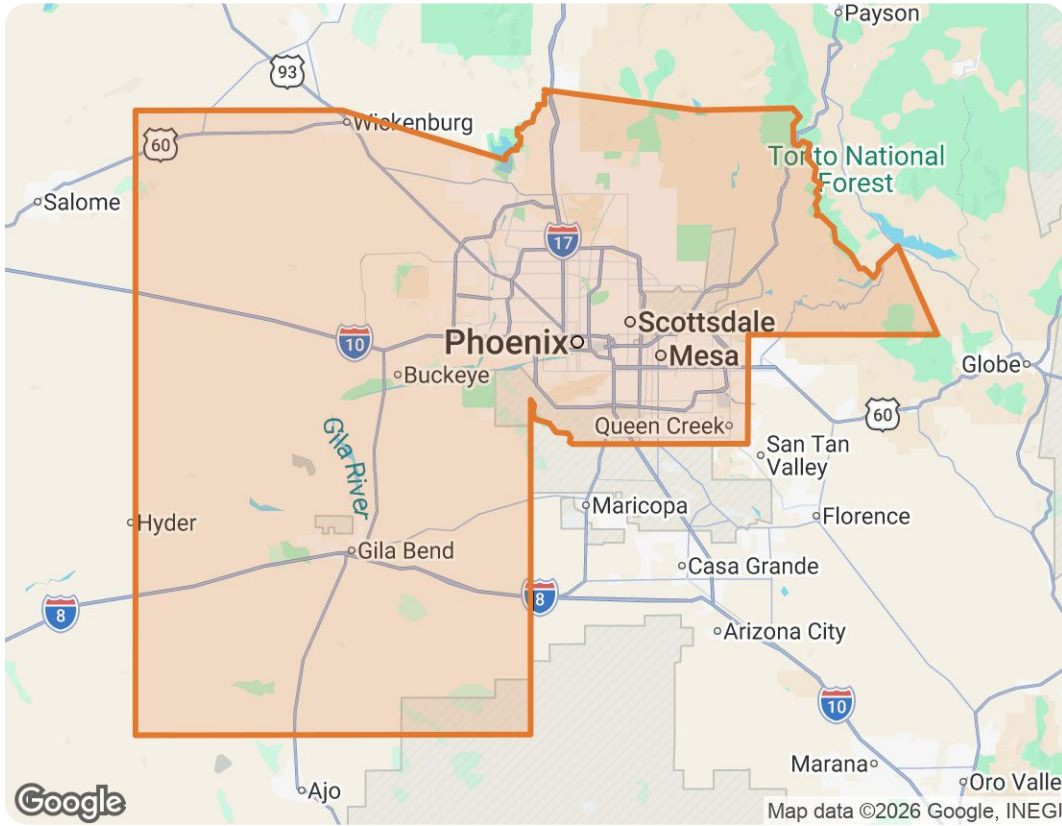


Maricopa County, Arizona



The biggest buyer rebates and lowest selling fees in real estate – without sacrificing full-service support, 7 days a week.

ShopProp Licensed CA, WA, HI, AZ, MI, TX, VA, CO

📞 Office (888) 821-0556

✉️ team@shopprop.com

🌐 www.shopprop.com



ShopProp Inc.



Maricopa County, Arizona

Market Trends

Market Trends for Maricopa County, Arizona

Single Family + Condo/Townhouse/Apt.

May 2026

Market Type

**Seller's
Market**

Balanced
Market

Buyer's
Market

Key Details

Months of Inventory 4.3 <small>↑ 2.63% MoM</small>	Sold to List Price % 98% <small>↑ 0.04% MoM</small>	Median Days in RPR 43 <small>↑ 4.88% MoM</small>	Median Sold Price \$485,000 <small>↑ 1.04% MoM</small>
---	--	---	---

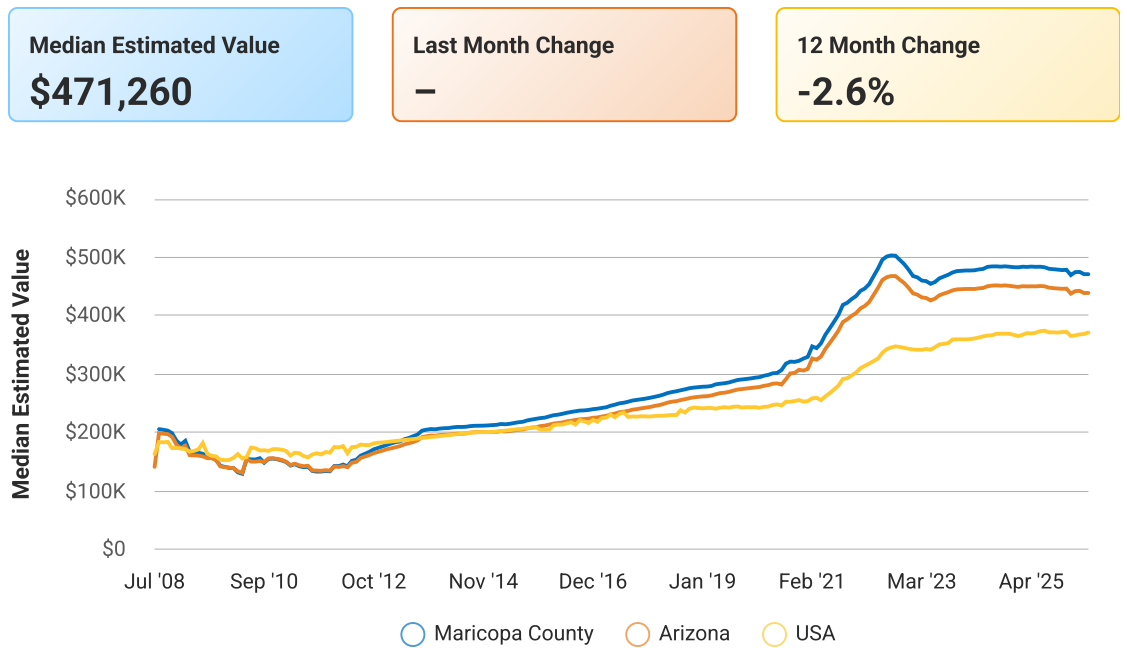
May 2026 Median Estimated Property Value

Single Family + Condo/Townhouse/Apt.

This graphic displays property estimates for a market area and a subject property, where one has been selected. Estimated property values are generated by a valuation model and are not formal appraisals.

Source: Public records, and MLS sources where licensed

Update Frequency: Monthly



Maricopa County, Arizona

May 2026 Active Listings

Maricopa County, Arizona

Single Family + Condo/Townhouse/Apt.

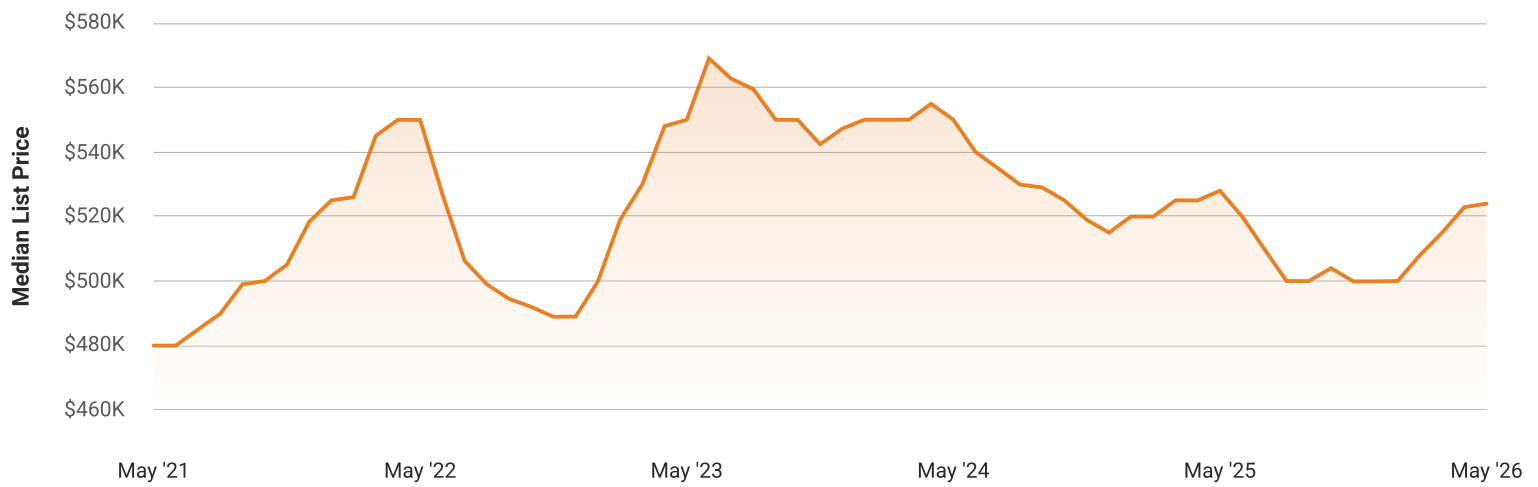
This graphic summarizes key statistics for properties that were in an active status on the last day of each month. RPR uses list date and a derived pending date to determine if the listing was active on the last day of the month. An end-of-month snapshot of active listings helps to understand inventory levels, price points and duration on the market.

Source: Listing sources

Update Frequency: Monthly

Median List Price - \$524,000

↑ 0.2% Month over Month



Maricopa County, Arizona

May 2026 Sold Listings

Maricopa County, Arizona

Single Family + Condo/Townhouse/Apt.

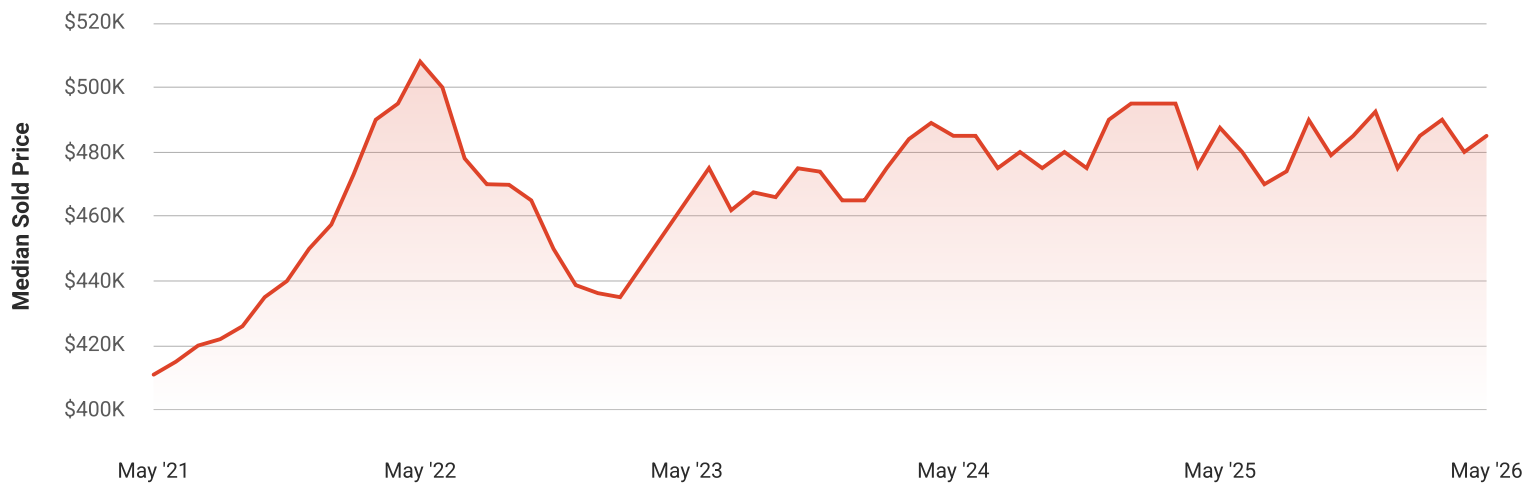
This graphic summarizes key statistics for properties that sold each month. RPR uses a derived sold date to determine when a property moved into a sold status within the given month. These statistics are important for understanding the price points on sold properties as well as the difference between the list price and sold price, which reveals whether buyers are paying over or under the asking price.

Source: Listing sources

Update Frequency: Monthly

Median Sold Price - \$485,000

↑ 1% Month over Month



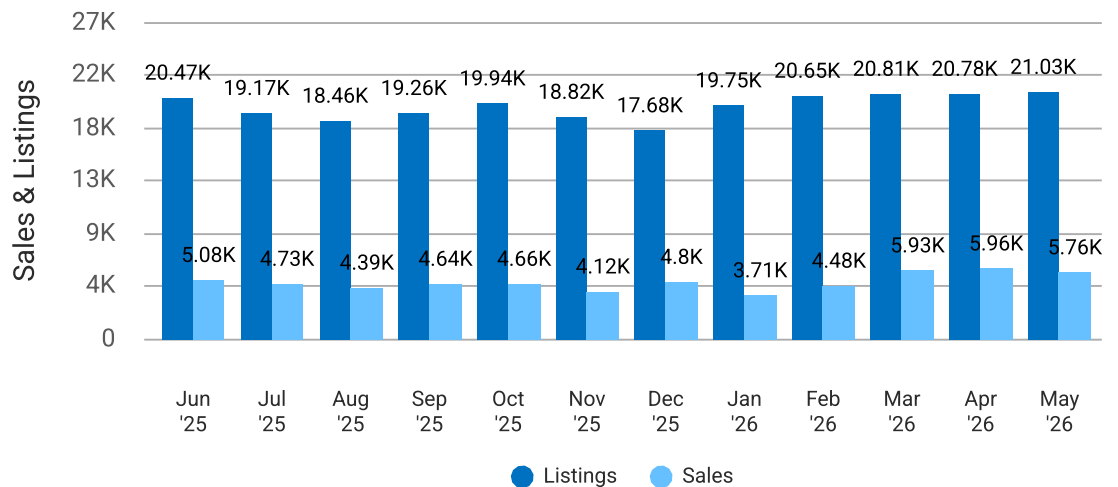
Total Sales and Active Listings in Maricopa County, Arizona

Single Family + Condo/Townhouse/Apt.

This graph compares the number of sales with the number of active listings in the local market.

Source: MLS data where licensed

Update Frequency: Monthly



Maricopa County, Arizona

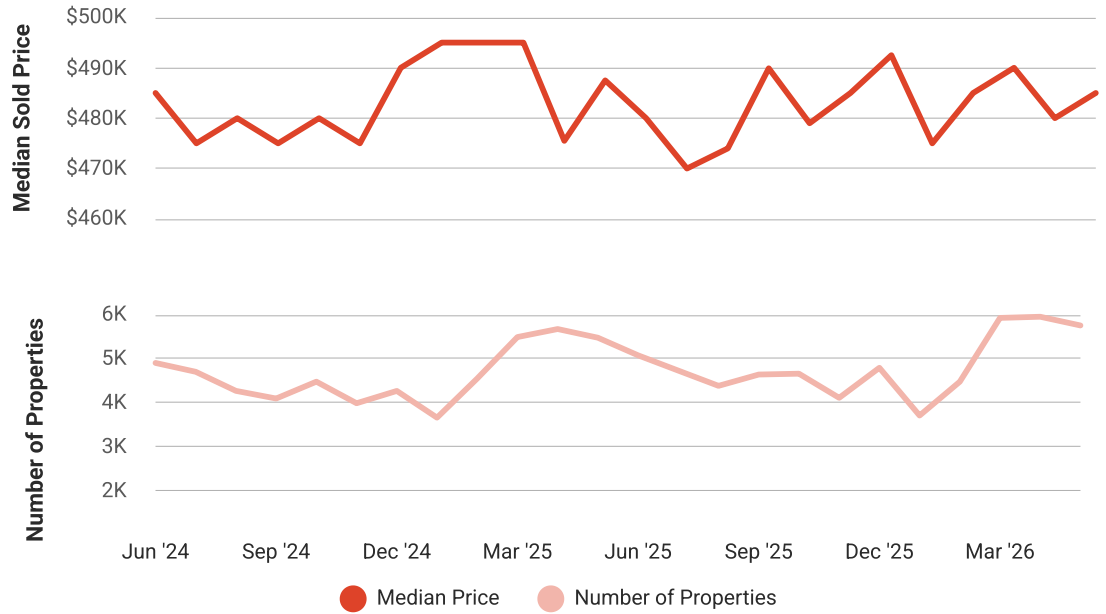
Median Sold Price vs Sold Listings in Maricopa County, Arizona

Single Family + Condo/Townhouse/Apt.

This chart compares the trend of median sold price and number of sold listings for the given location.

Source: Listing Data

Update Frequency: Monthly



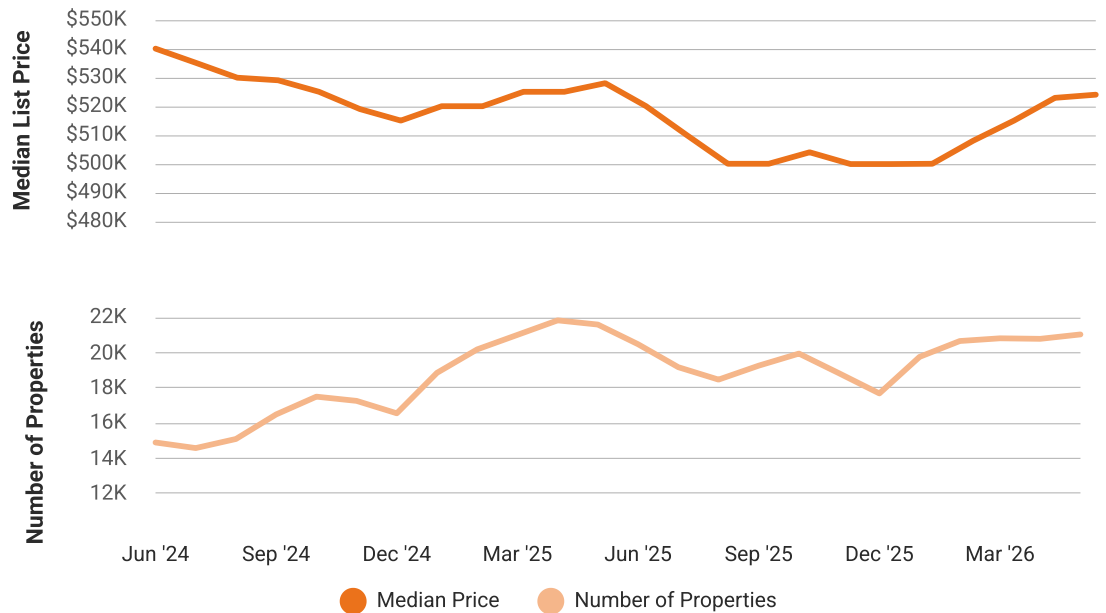
Median List Price vs Active Listings in Maricopa County, Arizona

Single Family + Condo/Townhouse/Apt.

This chart compares the trend of median list price and number of active properties for the given location.

Source: Listing Data

Update Frequency: Monthly



Market Snapshot

Value and Price Changes

	Current	Last Month	Last 3 Months	Last 12 Months	Last 24 Months	Last 36 Months
Median Est. Property Value Last Updated: 5/31/2026	\$471,260	\$471,290 -0.01%	\$474,780 -0.74%	\$483,800 -2.59%	\$480,280 -1.88%	\$454,750 +3.63%
Median Sold Price Last Updated: 5/31/2026	\$485,000	\$480,000 +1.04%	\$485,000 0%	\$487,500 -0.51%	\$485,000 0%	\$465,000 +4.3%
Median List Price Last Updated: 5/31/2026	\$524,000	\$522,900 +0.21%	\$508,000 +3.15%	\$527,995 -0.76%	\$549,995 -4.73%	\$550,000 -4.73%

About this Data: Because some brokerages may choose not to include their MLS listing content within the RPR platform, the analysis contained in this report may not have been created using all the available listing data within this geographical market. Median estimated property values are generated by a valuation model and are not formal appraisals. Valuations are based on public records and MLS data where licensed. The Metrics displayed here reflect **All Residential Single Family, Condo, Townhouse and Apartment properties** data.

Market Activity

Market Activity Filters

Sort Order: Date

Maximum Properties Per Change Type: 10

Change Types: New Listings, Pending, Closed, Distressed

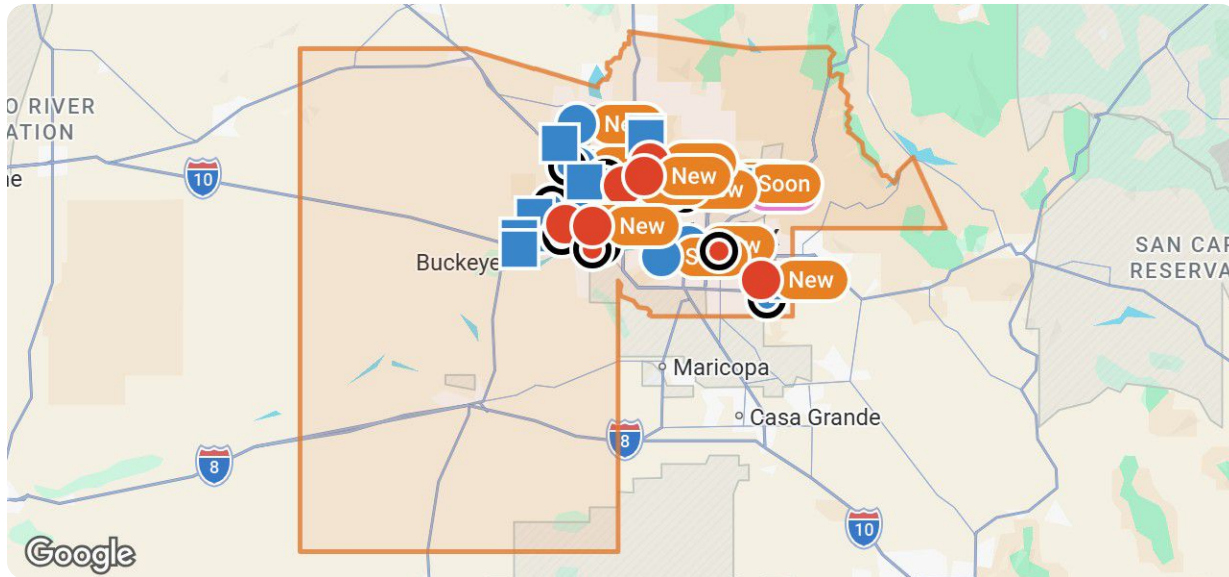
Property Types: Single Family, Condo/Townhouse/Apt

Property Features: Sale Price: Any, Lease Price: Any, Beds: Any, Baths: Any, Living Area: Any, Lot Size (acre): Any, Year Built: Any

Maricopa County, Arizona

Summary

For Sale Activity in the Last 3 Months

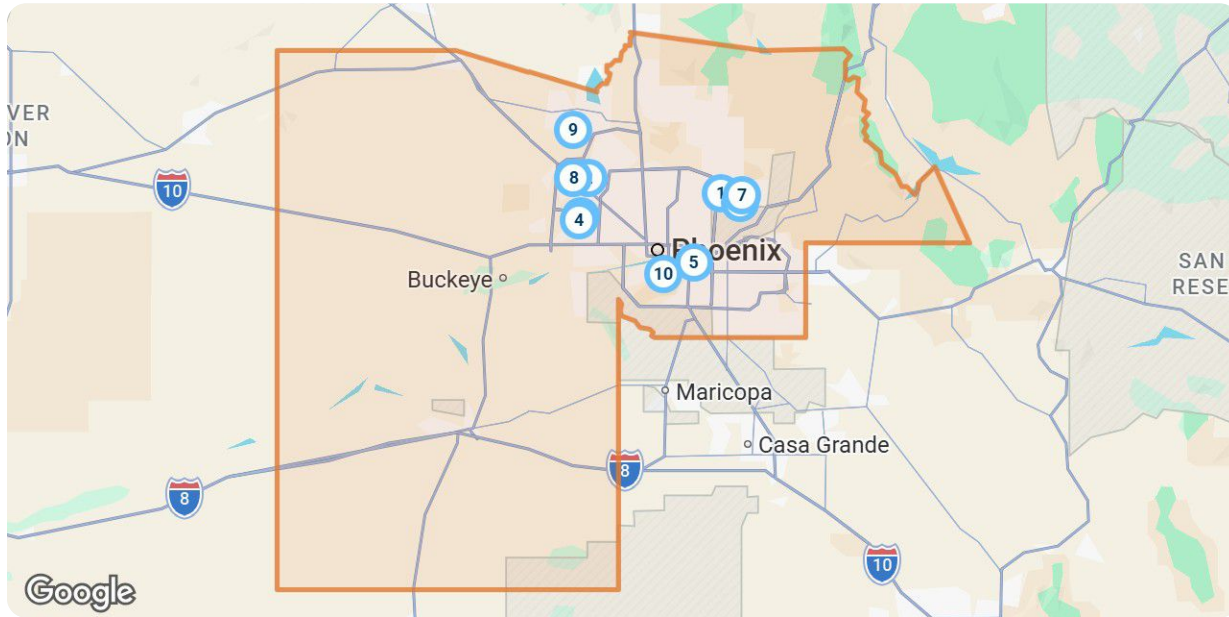


	New	Pending	Closed	Distressed
Number of Properties	10	10	10	10
Lowest Listing Price / Est.Value	\$248,400	\$295,000	\$295,000	\$315,000
Median Listing Price / Est.Value	\$569,500	\$1,111,450	\$462,545	\$381,250
Highest Listing Price / Est.Value	\$3,350,000	\$2,695,000	\$1,850,000	\$680,000
Average Price / sqft	\$340	\$421	\$260	\$244
Median Price / sqft	\$271	\$368	\$256	\$243
Average Days in RPR	-	69	50	26
Median Days in RPR	-	74	26	4
Total Volume	\$10,247,676	\$11,664,150	\$6,629,090	\$4,052,500
Source	Listings	Listings	Public Records & Listings	Public Records & Listings

Market Activity Breakdown






New

Source: Listings



Legend

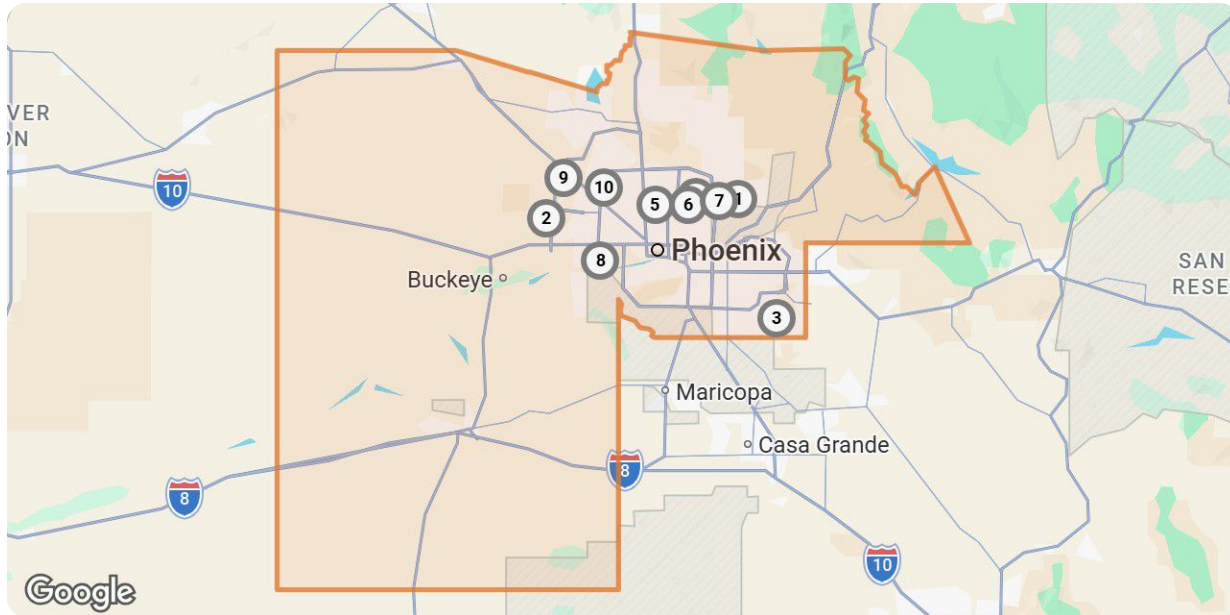
● Active For Sale

New: 10 properties		Property Type	Beds / Baths	Living Area (sq ft)	Lot Size	Year Built	List Date / Days in RPR	List Price / \$ Per Sq Ft
1	 <p>13209 N 101st Pl Scottsdale, AZ 85260 MLS ID: 7038062 ● Active / For Sale <i>Listing Courtesy of Bliss Realty & Investments</i></p>	Single Family	5/4	3,099	7,547 sqft	1988	6/5/2026 - days	\$1,350,000 \$436/sq ft
2	 <p>17647 N 113th Ave Surprise, AZ 85378 MLS ID: 7037964 ● Active / For Sale <i>Listing Courtesy of Pro-formance Realty Concepts</i></p>	Single Family	4/3	2,202	6,325 sqft	1999	6/5/2026 - days	\$425,000 \$193/sq ft
3	 <p>7373 N 123rd Dr Glendale, AZ 85307 MLS ID: 7037694 ● Active / For Sale <i>Listing Courtesy of West Usa Realty</i></p>	Single Family	4/3	2,031	5,750 sqft	2020	6/5/2026 - days	\$485,000 \$239/sq ft
4	 <p>6601 N 127th Dr Glendale, AZ 85307 MLS ID: 7038056 ● Active / For Sale <i>Listing Courtesy of Orchard Brokerage</i></p>	Single Family	4/3	2,219	10,875 sqft	2022	6/5/2026 - days	\$640,000 \$288/sq ft
5	 <p>1013 W 12th Pl Tempe, AZ 85281 MLS ID: 7037829 ● Active / For Sale <i>Listing Courtesy of Re/max Excalibur</i></p>	Single Family	3/1	1,386	1,380 sqft	1963	6/5/2026 - days	\$248,400 \$179/sq ft

New: 10 properties		Property Type	Beds / Baths	Living Area (sq ft)	Lot Size	Year Built	List Date / Days in RPR	List Price / \$ Per Sq Ft
6	 <p>9826 N 131st St Scottsdale, AZ 85259 MLS ID: 7037681 ● Active / For Sale</p> <p><i>Listing Courtesy of Re/max Fine Properties</i></p>	Single Family	5/5	4,522	0.79 acres	1998	6/5/2026 - days	\$3,350,000 \$741/sq ft
7	 <p>12376 N 133rd Pl Scottsdale, AZ 85259 MLS ID: 7038194 ● Active / For Sale</p> <p><i>Listing Courtesy of My Home Group Real Estate</i></p>	Single Family	4/3	3,838	0.58 acres	1999	6/5/2026 - days	\$1,850,000 \$482/sq ft
8	 <p>18022 N 135th Ave Sun City West, AZ 85375 MLS ID: 7037748 ● Active / For Sale</p> <p><i>Listing Courtesy of Gentry Real Estate</i></p>	Single Family	2/2	1,579	9,000 sqft	1979	6/5/2026 - days	\$365,000 \$231/sq ft
9	 <p>32400 N 135th Dr Peoria, AZ 85383 MLS ID: 7037977 ● Active / For Sale</p> <p><i>Listing Courtesy of David Weekley Homes</i></p>	Single Family	4/4	2,926	7,459 sqft	2026	6/5/2026 - days	\$1,035,276 \$354/sq ft
10	 <p>6919 S 13th Pl Phoenix, AZ 85042 MLS ID: 7038066 ● Active / For Sale</p> <p><i>Listing Courtesy of Exp Realty</i></p>	Single Family	5/3	1,968	6,597 sqft	2020	6/5/2026 - days	\$499,000 \$254/sq ft

Pending











Source: Listings



Legend

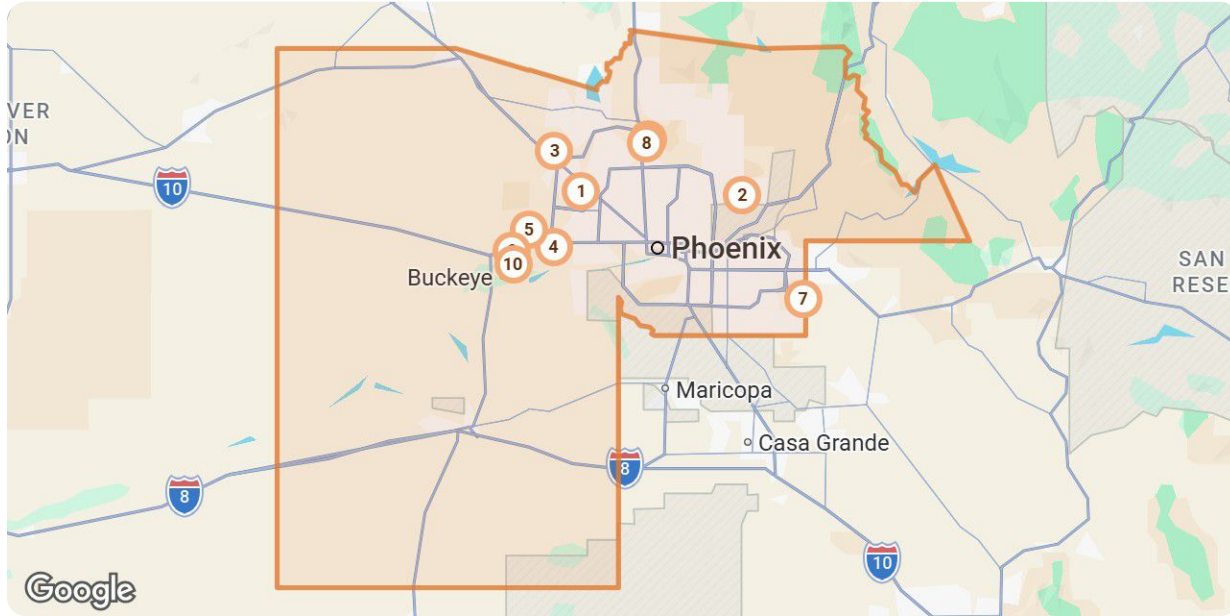
● Pending



Pending: 10 properties		Property Type	Beds / Baths	Living Area (sq ft)	Lot Size / Year Built	List Date	List Price / \$ Per Sq Ft	Pending Date / Days in RPR
1	 <p>11055 N 128th Pl Scottsdale, AZ 85259 MLS ID: 6990061 Pending / For Sale</p> <p><i>Listing Courtesy of Real Broker</i></p>	Single Family	3/3	2,564	9,538 sqft 1989	2/25/2026	\$997,900 \$389/sq ft	6/6/2026 101 days
2	 <p>6833 N 177th Dr Waddell, AZ 85355 MLS ID: 7036761 Pending / For Sale</p> <p><i>Listing Courtesy of Realty One Group</i></p>	Single Family	5/5	5,004	1 acre 2026	6/3/2026	\$1,450,000 \$290/sq ft	6/6/2026 3 days
3	 <p>21086 S 188th Pl Queen Creek, AZ 85142 MLS ID: 6987693 Pending / For Sale</p> <p><i>Listing Courtesy of Real Broker</i></p>	Single Family	3/4	3,528	0.37 acres 2022	2/20/2026	\$1,225,000 \$347/sq ft	6/6/2026 106 days
4	 <p>11601 N 64th Pl Scottsdale, AZ 85254 MLS ID: 7014167 Pending / For Sale</p> <p><i>Listing Courtesy of Exp Realty</i></p>	Single Family	4/3	2,516	0.8 acres 1963	4/15/2026	\$1,975,000 \$785/sq ft	6/6/2026 52 days
5	 <p>9439 N 6th Ave Phoenix, AZ 85021 MLS ID: 7028449 Pending / For Sale</p> <p><i>Listing Courtesy of Listed Simply</i></p>	Single Family	3/2	1,349	6,600 sqft 1959	5/14/2026	\$295,000 \$219/sq ft	6/6/2026 23 days
6	 <p>5116 E Berneil Dr Paradise Valley, AZ 85253 MLS ID: 6991992 Pending / For Sale</p> <p><i>Listing Courtesy of Realty One Group</i></p>	Single Family	3/3	3,602	1.02 acres 1978	3/2/2026	\$2,695,000 \$748/sq ft	6/6/2026 96 days
7	 <p>9943 E Island Cir Scottsdale, AZ 85258 MLS ID: 6979218 Pending / For Sale</p> <p><i>Listing Courtesy of Realty Executives Arizona Territory</i></p>	Single Family	4/4	3,535	10,664 sqft 1986	2/3/2026	\$1,748,000 \$494/sq ft	6/6/2026 123 days
8	 <p>9323 W Kingman St Tolleson, AZ 85353 MLS ID: 7018730 Pending / For Sale</p> <p><i>Listing Courtesy of Realty One Group</i></p>	Single Family	3/2	1,524	5,500 sqft 2006	4/24/2026	\$374,000 \$245/sq ft	6/6/2026 43 days
9	 <p>15051 W Kings Dr Surprise, AZ 85374 MLS ID: 6996442 Pending / For Sale</p> <p><i>Listing Courtesy of West Usa Realty</i></p>	Single Family	2/2	923	6,564 sqft 1998	3/10/2026	\$359,250 \$389/sq ft	6/6/2026 88 days
10	 <p>8929 W Lisbon Ln Peoria, AZ 85381 MLS ID: 7010740 Pending / For Sale</p> <p><i>Listing Courtesy of West Usa Realty</i></p>	Single Family	3/3	1,813	7,057 sqft 1995	4/8/2026	\$545,000 \$301/sq ft	6/6/2026 59 days

Closed

Source: Public Records and Listings



Legend

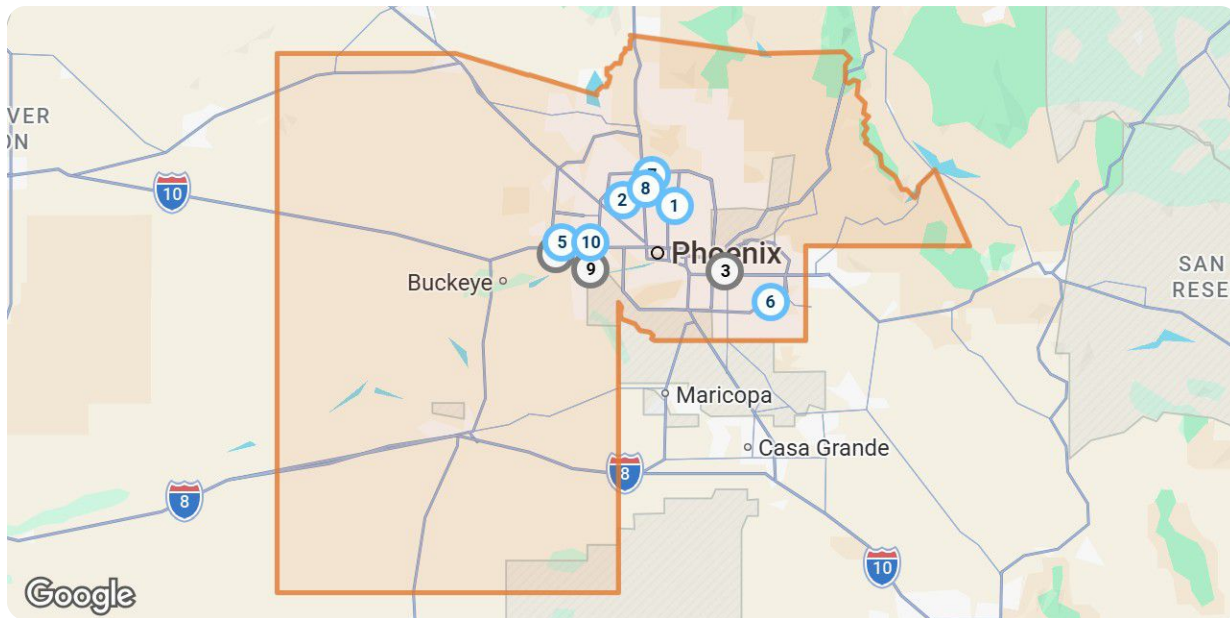
● Closed

Closed: 10 properties		Property Type	Beds / Baths	Living Area (sq ft)	Lot Size / Year Built	Closed Date / Days in RPR	Closed Price / \$ Per Sq Ft	List to Sold Price %
1	 <p>13017 N 123rd Dr El Mirage, AZ 85335 MLS ID: 7022230 ■ Closed / For Sale <i>Courtesy of Real Broker</i></p>	Single Family	3/2	1,229	5,994 sqft 2002	6/5/2026 5 days	\$295,000 \$240/sq ft	-
2	 <p>11729 N 134th St Scottsdale, AZ 85259 MLS ID: 6956873 ■ Closed / For Sale <i>Courtesy of Engel & Voelkers Scottsdale</i></p>	Single Family	3/4	2,787	6,417 sqft 2006	6/5/2026 148 days	\$949,000 \$341/sq ft	-
3	 <p>25642 N 163rd Dr Surprise, AZ 85387 MLS ID: 6981007 ■ Closed / For Sale <i>Courtesy of Keller Williams Arizona Realty</i></p>	Single Family	4/3	2,821	5,918 sqft 2021	6/5/2026 85 days	\$490,000 \$174/sq ft	-
4	 <p>128 N 166th Ln Goodyear, AZ 85338 MLS ID: 6959871 ■ Closed / For Sale <i>Courtesy of A.z. & Associates</i></p>	Single Family	3/2	2,472	7,708 sqft 2002	6/5/2026 89 days	\$385,000 \$156/sq ft	↓ 8.33%
5	 <p>4480 N 203rd Ln Buckeye, AZ 85396 MLS ID: 7019143 ■ Closed / For Sale <i>Courtesy of K. Hovnanian Great Western Homes, LLC</i></p>	Single Family	3/2	1,450	3,875 sqft 2026	6/5/2026 4 days	\$430,000 \$297/sq ft	↓ 5.49%

Closed: 10 properties		Property Type	Beds / Baths	Living Area (sq ft)	Lot Size / Year Built	Closed Date / Days in RPR	Closed Price / \$ Per Sq Ft	List to Sold Price %
	 28621 N 21st Ln Phoenix, AZ 85085 MLS ID: 7022523 Closed / For Sale <i>Courtesy of Realty One Group</i>	Single Family	4/2	1,782	6,411 sqft / 2004	6/5/2026 / 11 days	\$510,000 / \$286/sq ft	-
	 15324 S 229th St Mesa, AZ 85212 MLS ID: 7018320 Closed / For Sale <i>Courtesy of Realty One Group</i>	Single Family	5/5	4,581	1.03 acres / 2026	6/5/2026 / 7 days	\$1,850,000 / \$404/sq ft	-
	 27516 N 22nd Ln Phoenix, AZ 85085 MLS ID: 7018125 Closed / For Sale <i>Courtesy of Redfin Corporation</i>	Single Family	4/3	3,535	0.28 acres / 2007	6/5/2026 / 2 days	\$960,000 / \$272/sq ft	↓ 0.52%
	 662 S 233rd Ln Buckeye, AZ 85326 MLS ID: 6986286 Closed / For Sale <i>Courtesy of Congress Realty, Inc.</i>	Single Family	2/2	1,546	6,055 sqft / 2005	6/5/2026 / 106 days	\$325,000 / \$210/sq ft	-
	 4664 S 233rd Ln Buckeye, AZ 85326 MLS ID: 7003363 Closed / For Sale <i>Courtesy of Lennar Sales Corp</i>	Single Family	4/3	1,946	5,335 sqft / 2026	6/5/2026 / 41 days	\$435,090 / \$224/sq ft	↓ 1.12%

Distressed

Source: Public Records and Listings



Legend

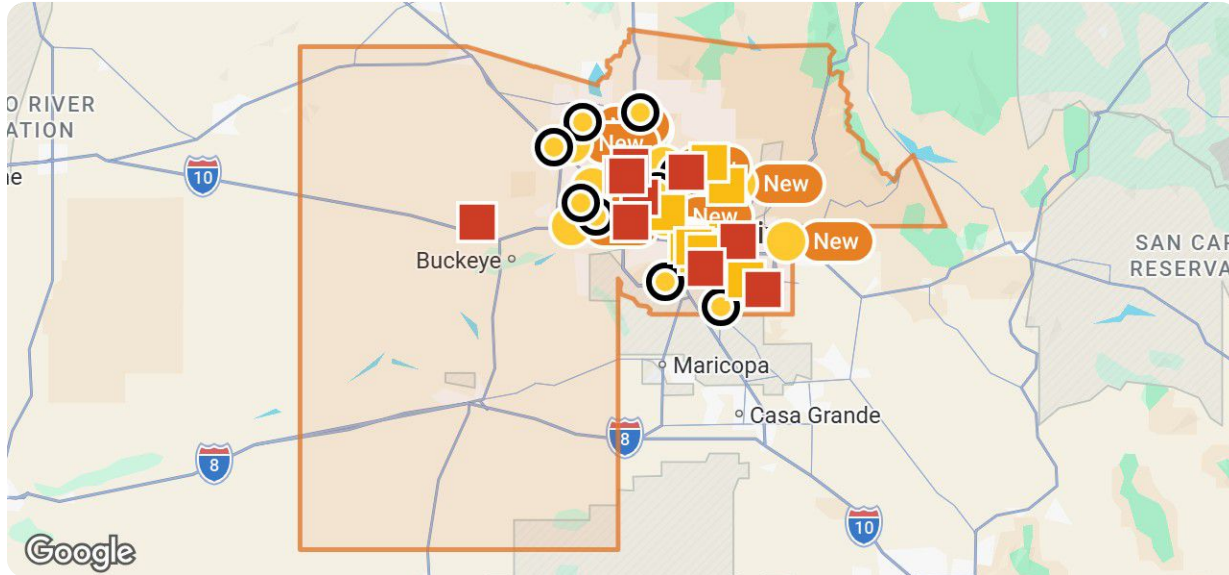
- Active For Sale
- Pending

Distressed: 10 properties		Property Type	Beds / Baths	Living Area (sq ft)	Lot Size / Year Built	List Date / Days in RPR	List Price / \$ Per Sq Ft	Distressed Date / Type
1	<p>2914 E Beryl Ave Phoenix, AZ 85028 MLS ID: 7036627 ● Active / For Sale</p> <p><i>Listing Courtesy of Homesmart</i></p>	Single Family	4/2	1,816	10,050 sqft / 1972	6/3/2026 / 2 days	\$680,000 / \$374/sq ft	4/21/2026 / Not Applicable / Not Disclosed
2	<p>6029 W Desert Hills Dr Glendale, AZ 85304 MLS ID: 7037002 ● Active / For Sale</p> <p><i>Listing Courtesy of Re/max Fine Properties</i></p>	Single Family	4/3	2,026	8,660 sqft / 1979	6/3/2026 / 2 days	\$375,000 / \$185/sq ft	4/29/2026 / Pre-Foreclosure
3	<p>718 W Enid Ave Mesa, AZ 85210 MLS ID: 7033365 ⊙ Pending / For Sale</p> <p><i>Listing Courtesy of Jason Mitchell Real Estate</i></p>	Single Family	3/2	1,255	6,904 sqft / 1978	5/26/2026 / 8 days	\$345,000 / \$275/sq ft	5/7/2026 / Notice of Trustee Sale
4	<p>16222 W Madison St Goodyear, AZ 85338 MLS ID: 7035155 ⊙ Pending / For Sale</p> <p><i>Listing Courtesy of Homesmart</i></p>	Single Family	3/2	1,557	7,525 sqft / 1999	5/29/2026 / 5 days	\$382,500 / \$246/sq ft	3/10/2026 / Not Applicable / Not Disclosed
5	<p>15324 W Roanoke Ave Goodyear, AZ 85395 MLS ID: 7037390 ● Active / For Sale</p> <p><i>Listing Courtesy of W And Partners, Llc</i></p>	Single Family	5/3	2,537	6,934 sqft / 2005	6/3/2026 / 2 days	\$400,000 / \$158/sq ft	5/13/2026 / Notice of Trustee Sale
6	<p>4281 E Carla Vista Dr Gilbert, AZ 85295 MLS ID: 7036196 ● Active / For Sale</p> <p><i>Listing Courtesy of Homesmart</i></p>	Single Family	3/2	1,607	3,024 sqft / 2007	6/2/2026 / 3 days	\$415,000 / \$258/sq ft	5/1/2026 / Probate
7	<p>1434 W Kerry Ln Phoenix, AZ 85027 MLS ID: 7036419 ● Active / For Sale</p> <p><i>Listing Courtesy of Russ Lyon Sotheby's International Realty</i></p>	Single Family	3/2	1,894	8,786 sqft / 1979	6/2/2026 / 3 days	\$400,000 / \$211/sq ft	4/15/2026 / Not Applicable / Not Disclosed
8	<p>14872 N 24th Dr, Unit 4 Phoenix, AZ 85023 MLS ID: 7035845 ● Active / For Sale</p> <p><i>Listing Courtesy of West Usa Realty</i></p>	Single Family	3/2	1,342	2,272 sqft / 1979	6/1/2026 / 4 days	\$315,000 / \$235/sq ft	5/20/2026 / Pre-Foreclosure
9	<p>10830 W Marguerite Ave Tolleson, AZ 85353 MLS ID: 6935924 ⊙ Pending / For Sale</p> <p><i>Listing Courtesy of Vylla Home</i></p>	Single Family	4/2	1,499	5,768 sqft / 2023	10/19/2025 / 225 days	\$360,000 / \$240/sq ft	3/20/2026 / Notice of Trustee Sale
10	<p>10810 W Virginia Ave Avondale, AZ 85392 MLS ID: 7036010 ● Active / For Sale</p> <p><i>Listing Courtesy of Rbestates Llc</i></p>	Single Family	3/2	1,493	4,949 sqft / 2002	6/1/2026 / 4 days	\$380,000 / \$255/sq ft	4/22/2026 / Not Applicable / Not Disclosed

Maricopa County, Arizona

Summary

For Lease Activity in the Last 3 Months

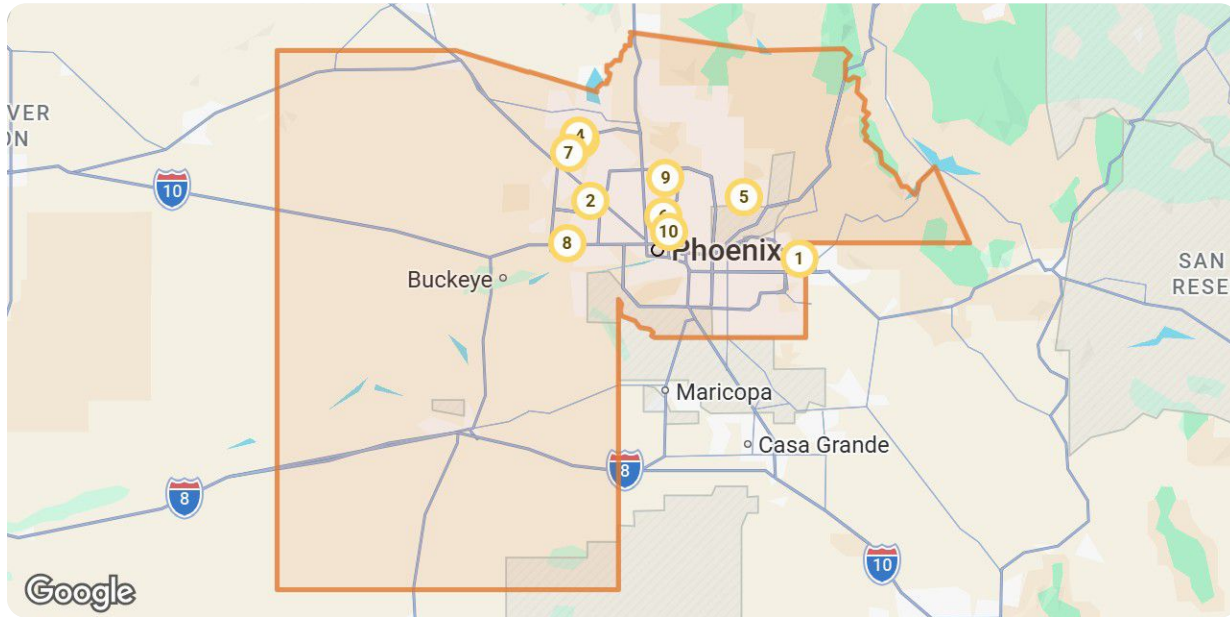


	New	Pending	Closed	Distressed
Number of Properties	10	10	10	10
Lowest Listing Price / Est.Value	\$1,273	\$650	\$2,350	\$40,441
Median Listing Price / Est.Value	\$2,375	\$2,423	\$3,098	\$197,300
Highest Listing Price / Est.Value	\$5,500	\$2,900	\$7,000	\$576,982
Average Price / sqft	\$2	\$1	\$2	\$163
Median Price / sqft	\$2	\$1	\$2	\$171
Average Days in RPR	-	33	74	-
Median Days in RPR	-	22	68	-
Total Volume	\$29,267	\$22,435	\$36,670	\$2,031,387
Source	Listings	Listings	Public Records & Listings	Public Records & Listings

Market Activity Breakdown

New

Source: Listings



Legend

● Active For Lease

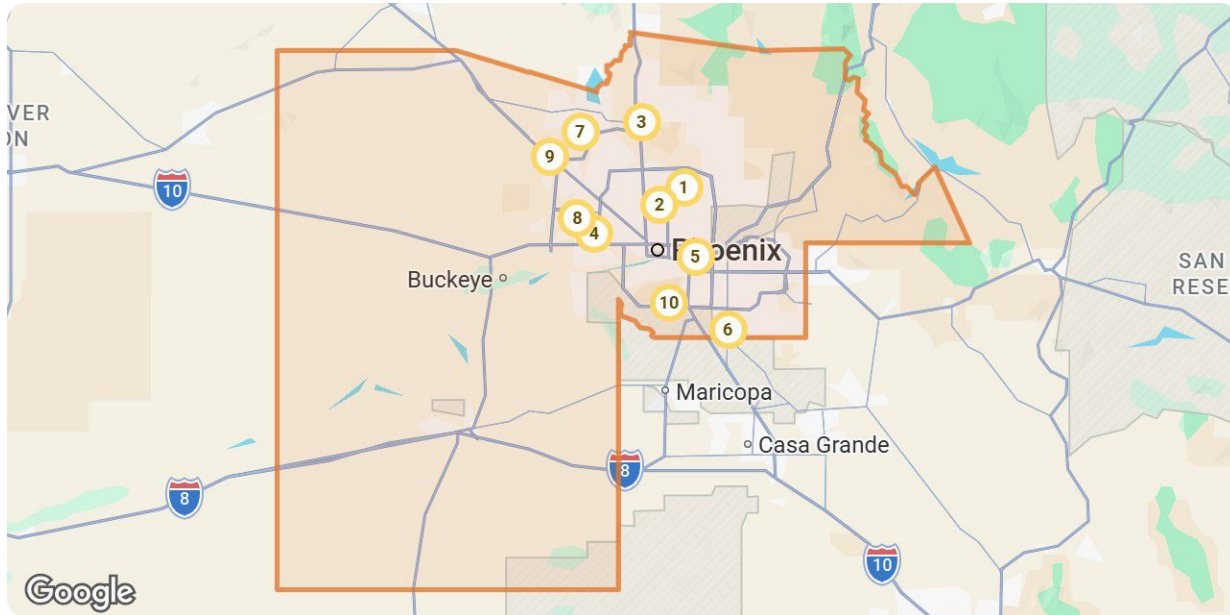
New: 10 properties		Property Type	Beds / Baths	Living Area (sq ft)	Lot Size	Year Built	List Date / Days in RPR	List Price / \$ Per Sq Ft
1	 <p>453 N 105th Pl Mesa, AZ 85207 MLS ID: 7037915 ● Active / For Lease</p> <p><i>Courtesy of West Usa Realty</i></p>	Single Family	4/3	2,373	5,500 sqft	2001	6/5/2026 - days	\$2,350 mo. \$1/sq ft
2	 <p>10846 N 109th Ave Sun City, AZ 85351 MLS ID: 7037840 ● Active / For Lease</p> <p><i>Courtesy of Award Realty</i></p>	Single Family	3/2	1,623	7,832 sqft	1961	6/5/2026 - days	\$3,500 mo. \$2/sq ft
3	 <p>29380 N 122nd Gln Peoria, AZ 85383 MLS ID: 7038110 ● Active / For Lease</p> <p><i>Courtesy of Homesmart</i></p>	Single Family	4/3	2,119	3,746 sqft	2019	6/5/2026 - days	\$2,400 mo. \$1/sq ft
4	 <p>30870 N 125th Dr Peoria, AZ 85383 MLS ID: 7037882 ● Active / For Lease</p> <p><i>Courtesy of West Usa Realty</i></p>	Single Family	3/2	2,147	7,500 sqft	2007	6/5/2026 - days	\$2,995 mo. \$1/sq ft
5	 <p>11673 N 136th St, Unit 2009 Scottsdale, AZ 85259 MLS ID: 7037939 ● Active / For Lease</p> <p><i>Courtesy of Urman</i></p>	Condo/Townhouse/Apt.	3/3	2,579	2,414 sqft	2021	6/5/2026 - days	\$4,499 mo. \$2/sq ft

Maricopa County, Arizona

New: 10 properties		Property Type	Beds / Baths	Living Area (sq ft)	Lot Size	Year Built	List Date / Days in RPR	List Price / \$ Per Sq Ft
	 <p>7018 N 13th St Phoenix, AZ 85020 MLS ID: 7037691 ● Active / For Lease</p> <p><i>Courtesy of W And Partners, Llc</i></p>	Single Family	5/3	2,980	0.27 acres	1959	6/5/2026 - days	\$5,500 mo. \$2/sq ft
	 <p>25202 N 142nd Dr Surprise, AZ 85387 MLS ID: 7038163 ● Active / For Lease</p> <p><i>Courtesy of All In The Family Re</i></p>	Single Family	2/2	1,273	3,465 sqft	2022	6/5/2026 - days	\$2,100 mo. \$2/sq ft
	 <p>2100 N 145th Ave Goodyear, AZ 85395 MLS ID: 7037936 ● Active / For Lease</p> <p><i>Courtesy of Apartment & Home Solutions</i></p>	Single Family	1/1	761	16.13 acres	2005	6/5/2026 - days	\$1,273 mo. \$2/sq ft
	 <p>17606 N 17th Pl, Unit 1004 Phoenix, AZ 85022 MLS ID: 7038199 ● Active / For Lease</p> <p><i>Courtesy of Keller Williams Realty Phoenix</i></p>	Single Family	3/3	1,583	2,157 sqft	1998	6/5/2026 - days	\$2,300 mo. \$1/sq ft
	 <p>4301 N 21st St, Unit 60 Phoenix, AZ 85016 MLS ID: 7037890 ● Active / For Lease</p> <p><i>Courtesy of Peace Properties, Llc</i></p>	Condo/Townhouse/Apt.	3/3	1,735	1,784 sqft	2000	6/5/2026 - days	\$2,350 mo. \$1/sq ft

Pending

Source: Listings



Legend

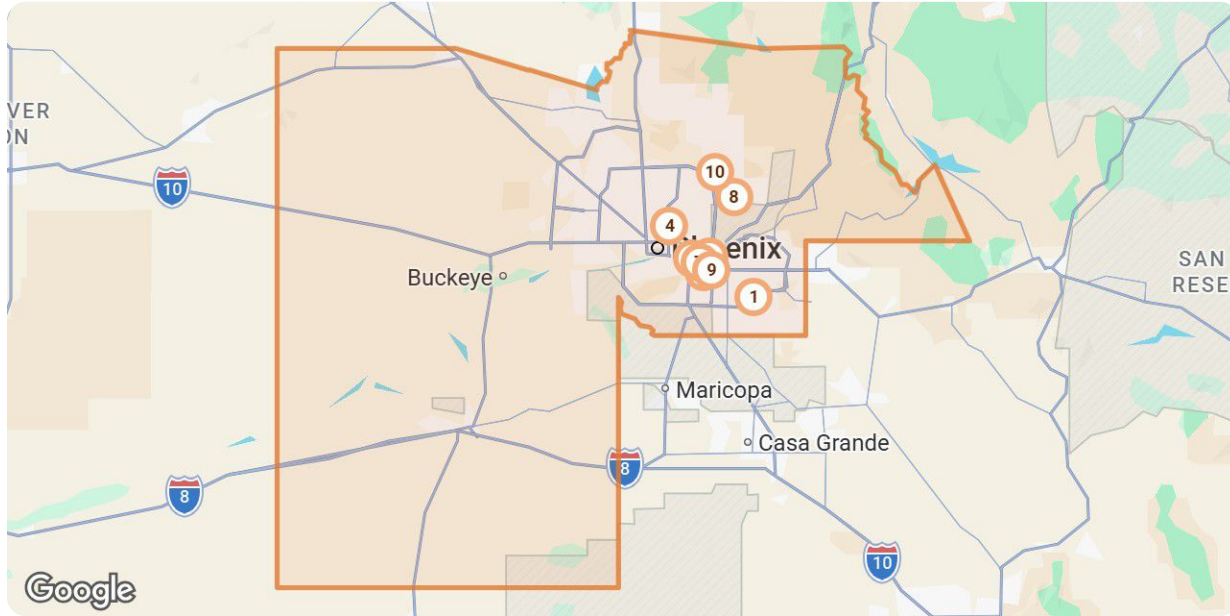
 Active For Lease



Pending: 10 properties		Property Type	Beds / Baths	Living Area (sq ft)	Lot Size / Year Built	List Date	List Price / \$ Per Sq Ft	Pending Date / Days in RPR
	 14649 N 44th St Phoenix, AZ 85032 MLS ID: 7033380 Pending / For Lease <i>Courtesy of Thrive Realty And Property Management</i>	Single Family	2/2	1,312	9,003 sqft / 1983	5/26/2026	\$2,495 mo. / \$2/sq ft	6/6/2026 / 11 days
	 9230 N 6th St Phoenix, AZ 85020 MLS ID: 7019971 Pending / For Lease <i>Courtesy of Rosenbaum Realty Group</i>	Single Family	1/1	475	6,500 sqft / 1974	4/27/2026	\$650 mo. / \$1/sq ft	6/6/2026 / 40 days
	 3028 W Cavalry Dr Phoenix, AZ 85086 MLS ID: 7029269 Pending / For Lease <i>Courtesy of West Usa Realty</i>	Single Family	3/3	2,024	3,858 sqft / 2004	5/15/2026	\$2,350 mo. / \$1/sq ft	6/6/2026 / 22 days
	 10353 W Monterosa Ave Phoenix, AZ 85037 MLS ID: 7029098 Pending / For Lease <i>Courtesy of Sunseeker Rentals & Prop Mgmt, Llc</i>	Single Family	3/3	1,471	2,937 sqft / 2017	5/15/2026	\$1,950 mo. / \$1/sq ft	6/6/2026 / 22 days
	 214 S Roosevelt St, #L Tempe, AZ 85281 MLS ID: 7035321 Pending / For Lease <i>Courtesy of Consolidated Asset Mgmt, Inc</i>	Condo/Townhouse/Apt.	2/2	1,672	1,323 sqft / 2021	5/30/2026	\$2,900 mo. / \$2/sq ft	6/6/2026 / 7 days
	 132 E Teakwood Dr Chandler, AZ 85249 MLS ID: 7030710 Pending / For Lease <i>Courtesy of Investar Real Estate Specialists</i>	Single Family	4/3	1,943	5,877 sqft / 2022	5/20/2026	\$2,800 mo. / \$1/sq ft	6/6/2026 / 17 days
	 31962 N 125th Ave Peoria, AZ 85383 MLS ID: 6988100 Pending / For Lease <i>Courtesy of Eclat Real Estate</i>	Single Family	5/3	1,953	5,391 sqft / 2022	2/21/2026	\$2,200 mo. / \$1/sq ft	6/5/2026 / 104 days
	 6805 N 130th Ave Glendale, AZ 85307 MLS ID: 7028909 Pending / For Lease <i>Courtesy of Invitation Homes</i>	Single Family	4/3	1,949	3,513 sqft / 2006	5/15/2026	\$1,895 mo. / \$1/sq ft	6/5/2026 / 21 days
	 24136 N 172nd Dr Surprise, AZ 85387 MLS ID: 7007194 Pending / For Lease <i>Courtesy of Remax Summit Properties</i>	Single Family	4/3	2,630	9,231 sqft / 2025	4/1/2026	\$2,600 mo. / \$1/sq ft	6/5/2026 / 65 days
	 15844 S 23rd Pl Phoenix, AZ 85048 MLS ID: 7030546 Pending / For Lease <i>Courtesy of Got Rentals</i>	Single Family	3/2	1,812	8,670 sqft / 1992	5/19/2026	\$2,595 mo. / \$1/sq ft	6/5/2026 / 17 days

Closed

Source: Public Records and Listings



Legend

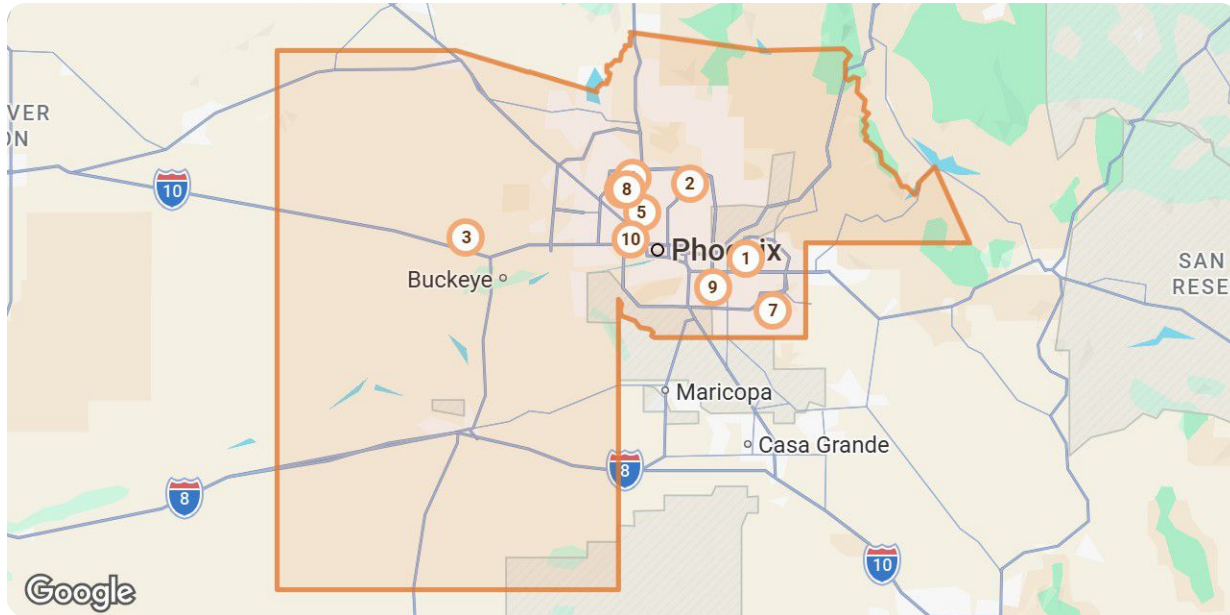
● Closed

Closed: 10 properties		Property Type	Beds / Baths	Living Area (sq ft)	Lot Size / Year Built	Closed Date / Days in RPR	Closed Price / \$ Per Sq Ft	List to Sold Price %
1	 <p>1766 E Tyson St Gilbert, AZ 85295 MLS ID: 7011318</p> <p>■ Closed / For Lease</p> <p><i>Courtesy of Progress Residential</i></p>	Single Family	4/3	2,039	- 1998	8/26/2026 47 days	- \$1/sq ft	-
2	 <p>901 S Smith Rd, Unit 1017 Tempe, AZ 85281 MLS ID: 6948422</p> <p>■ Closed / For Lease</p> <p><i>Courtesy of E & G Real Estate Services</i></p>	Condo/Townhouse/Apt.	3/3	1,781	1,478 sqft 2020	8/4/2026 184 days	- \$2/sq ft	-
3	 <p>1149 W 10th St Tempe, AZ 85281 MLS ID: 6975760</p> <p>■ Closed / For Lease</p> <p><i>Courtesy of E & G Real Estate Services</i></p>	Single Family	4/2	1,608	6,882 sqft 1961	8/1/2026 111 days	- \$2/sq ft	-
4	 <p>4808 N 24th St, Unit 427 Phoenix, AZ 85016 MLS ID: 7011738</p> <p>■ Closed / For Lease</p> <p><i>Courtesy of Homesmart</i></p>	Single Family	2/2	1,089	1,125 sqft 2006	8/1/2026 52 days	- \$3/sq ft	-
5	 <p>1224 E Campus Dr Tempe, AZ 85282 MLS ID: 6984108</p> <p>■ Closed / For Lease</p> <p><i>Courtesy of E & G Real Estate Services</i></p>	Single Family	5/3	1,776	8,250 sqft 1966	8/1/2026 94 days	- \$3/sq ft	-

Closed: 10 properties		Property Type	Beds / Baths	Living Area (sq ft)	Lot Size / Year Built	Closed Date / Days in RPR	Closed Price / \$ Per Sq Ft	List to Sold Price %
	 1049 E Carter Dr Tempe, AZ 85282 MLS ID: 6989064 ■ Closed / For Lease <i>Courtesy of E & G Real Estate Services</i>	Single Family	4/2	1,832	8,063 sqft / 1971	8/1/2026 / 83 days	- / \$1/sq ft	-
	 2028 S College Ave Tempe, AZ 85282 MLS ID: 6992260 ■ Closed / For Lease <i>Courtesy of Fathom Realty Elite</i>	Single Family	6/3	2,361	8,930 sqft / 1956	8/1/2026 / 46 days	- / \$2/sq ft	-
	 12120 E Mescal St Scottsdale, AZ 85259 MLS ID: 7020055 ■ Closed / For Lease <i>Courtesy of My Rental Superstore</i>	Single Family	5/5	3,805	0.31 acres / 1999	8/1/2026 / 21 days	- / \$2/sq ft	-
	 3739 S Siesta Ln Tempe, AZ 85282 MLS ID: 6985323 ■ Closed / For Lease <i>Courtesy of E & G Real Estate Services</i>	Single Family	3/2	1,700	8,133 sqft / 1978	8/1/2026 / 92 days	- / \$1/sq ft	-
	 9187 E Siesta Ln Scottsdale, AZ 85255 MLS ID: 7032097 ■ Closed / For Lease <i>Courtesy of Keller Williams Arizona Realty</i>	Single Family	3/2	1,568	5,102 sqft / 1992	7/31/2026 / 13 days	- / \$2/sq ft	-











Distressed

Source: Public Records and Listings



Legend

 Closed

Distressed: 10 properties		Property Type	Beds / Baths	Living Area (sq ft)	Lot Size / Year Built	List Date / Days in RPR	List Price / \$ Per Sq Ft	Distressed Date / Type
1	 <p>2423 E Camino St Mesa, AZ 85213 Closed / Public Record</p>	Single Family	-/2	1,160	6,135 sqft 1972	- - days	- \$326/sq ft	5/26/2026 Notice of Trustee Sale
2	 <p>15637 N 54th St Scottsdale, AZ 85254 Closed / Public Record</p>	Single Family	-/2	1,320	9,749 sqft 1979	- - days	- \$381/sq ft	5/19/2026 Notice of Trustee Sale
3	 <p>30411 W Leah Dr Buckeye, AZ 85396 Closed / Public Record</p>	Single Family	-/3	1,712	5,760 sqft 2018	- - days	- \$193/sq ft	5/18/2026 Notice of Rescission
4	 <p>14202 N 58th Dr Glendale, AZ 85306 Closed / Public Record</p>	Single Family	-/2	1,577	6,451 sqft 1980	- - days	- \$185/sq ft	5/19/2026 Notice of Trustee Sale
5	 <p>3105 W Loma Ln Phoenix, AZ 85051 Closed / Public Record</p>	Condo/Townhouse/Apt.	-/3	1,686	2,169 sqft 1979	- - days	- \$153/sq ft	5/20/2026 Notice of Trustee Sale
6	 <p>17801 N 45th Ave Glendale, AZ 85308 Closed / Public Record</p>	Condo/Townhouse/Apt.	-/3	1,256	2,078 sqft 1979	- - days	- \$257/sq ft	5/18/2026 Sold Date: 5/14/2026
7	 <p>3878 S Posse Trl Gilbert, AZ 85297 Closed / Public Record</p>	Single Family	-/4	1,590	2,250 sqft 2008	- - days	- \$275/sq ft	5/15/2026 Notice of Trustee Sale
8	 <p>5301 W Sheena Dr Glendale, AZ 85306 Closed / Public Record</p>	Condo/Townhouse/Apt.	-/1	462	137 sqft 1973	- - days	- \$269/sq ft	5/14/2026 Notice of Trustee Sale
9	 <p>2727 N Price Rd, Unit 57 Chandler, AZ 85224 Closed / Public Record</p>	Condo/Townhouse/Apt.	-/2	1,088	1,076 sqft 2007	- - days	- \$314/sq ft	5/12/2026 Notice of Trustee Sale
10	 <p>2815 N 48th Ln Phoenix, AZ 85035 Closed / Public Record</p>	Single Family	-/2	1,114	6,168 sqft 1961	- - days	- \$263/sq ft	5/6/2026 Notice of Trustee Sale

Maricopa County, Arizona

About RPR

- RPR® is the nation's largest property database, exclusively for REALTORS®. It empowers REALTORS® to help buyers and sellers make informed decisions, backed by a real estate database covering more than 160 million residential and commercial properties in the United States.
- RPR is a wholly owned subsidiary of the National Association of REALTORS® and a member benefit to REALTORS®.
- RPR's data sources range from MLSs and county-level tax and assessment offices, to the U.S. Census and FEMA, to specialty data set providers such as Esri (consumer data), Niche (school information) and Precisely (geographic boundaries).

Learn More

For more information about RPR, please visit RPR's public website: <https://blog.narrpr.com>



RPR®

