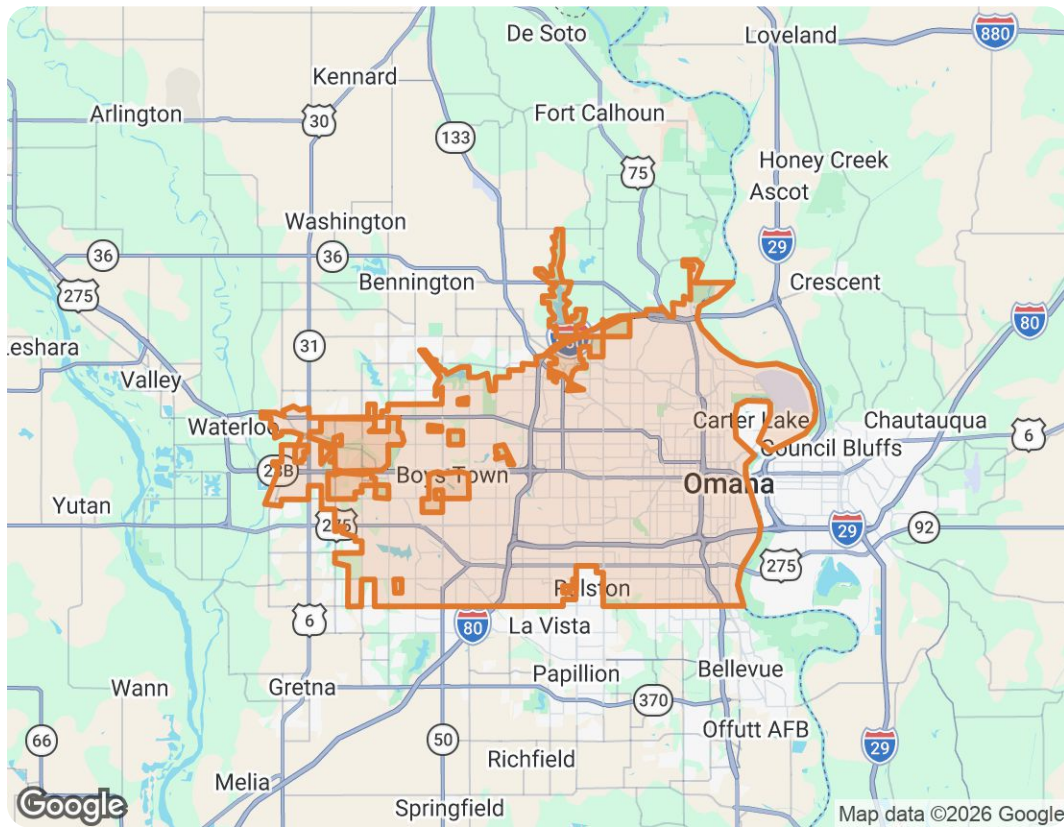


Omaha, Nebraska



Matt Carper

Realtor

Nebraska Real Estate License #20201095

📞 Work (402) 250-0491 | 📞 Mobile (402) 250-0491

✉️ matt.carper@betteromaha.com

🌐 www.omashomes.com



Skyline

1210 N 205th St

Elkhorn, NE 68022



Omaha, Nebraska

Market Trends

Market Trends for Omaha, Nebraska

Single Family + Condo/Townhouse/Apt.

March 2026

Market Type

Seller's Market

Balanced Market

Buyer's Market

Key Details

Months of Inventory	Sold to List Price %	Median Days in RPR	Median Sold Price
1.62	99.6%	10	\$295,000
↓ 2.99% MoM	↑ 0.75% MoM	↓ 28.57% MoM	↑ 1.72% MoM

March 2026 Median Estimated Property Value

Single Family + Condo/Townhouse/Apt.

This graphic displays property estimates for a market area and a subject property, where one has been selected. Estimated property values are generated by a valuation model and are not formal appraisals.

Source: Public records, and MLS sources where licensed

Update Frequency: Monthly

Median Estimated Value

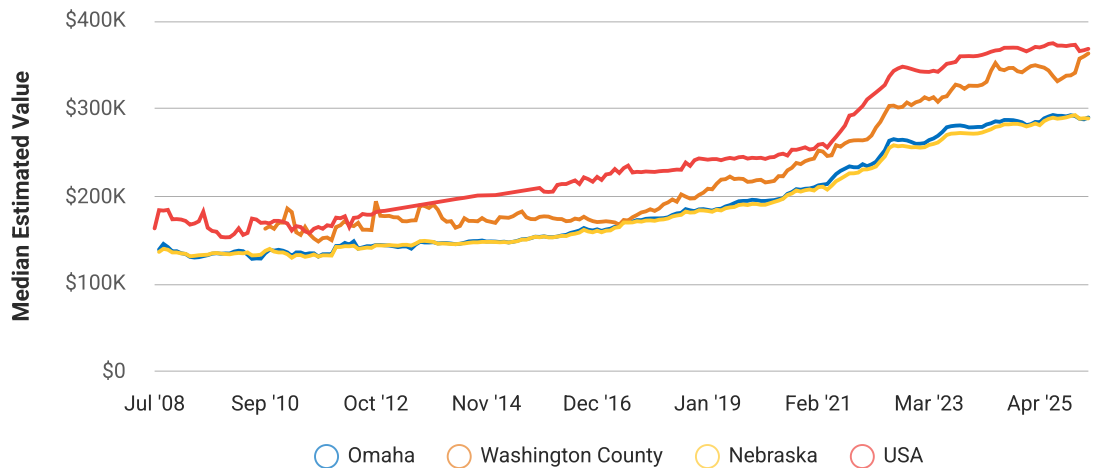
\$289,890

Last Month Change

+0.7%

12 Month Change

+1.8%



Omaha, Nebraska

March 2026 Active Listings

Omaha, Nebraska

Single Family + Condo/Townhouse/Apt.

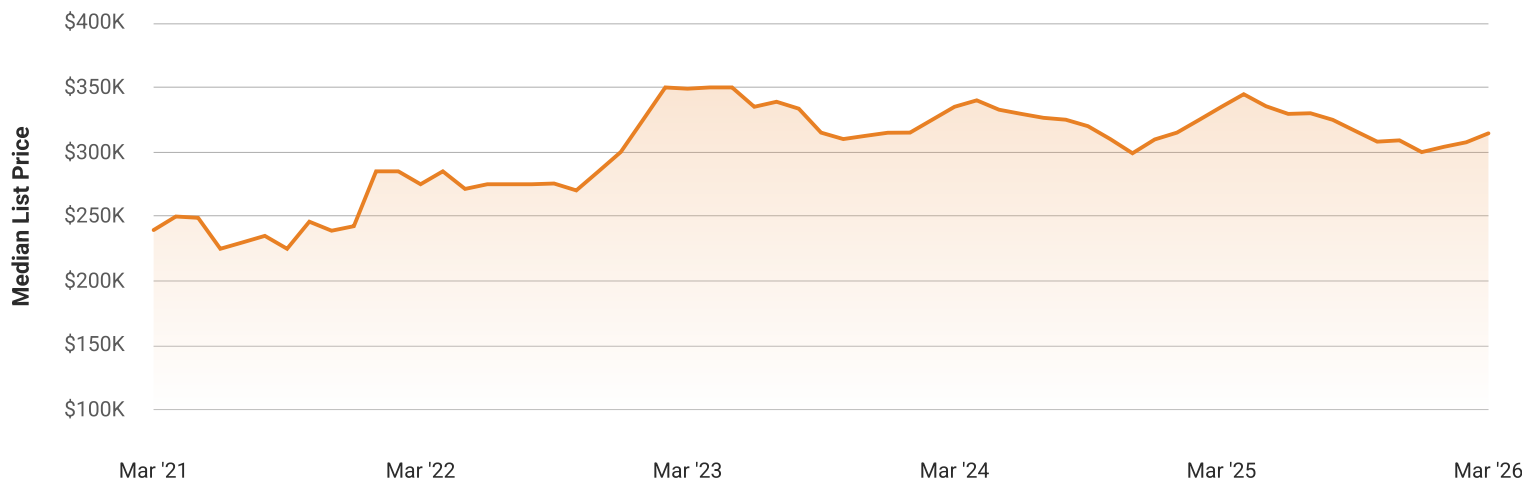
This graphic summarizes key statistics for properties that were in an active status on the last day of each month. RPR uses list date and a derived pending date to determine if the listing was active on the last day of the month. An end-of-month snapshot of active listings helps to understand inventory levels, price points and duration on the market.

Source: Listing sources

Update Frequency: Monthly

Median List Price - \$314,450

↑ 2.3% Month over Month



Omaha, Nebraska

March 2026 Sold Listings

Omaha, Nebraska

Single Family + Condo/Townhouse/Apt.

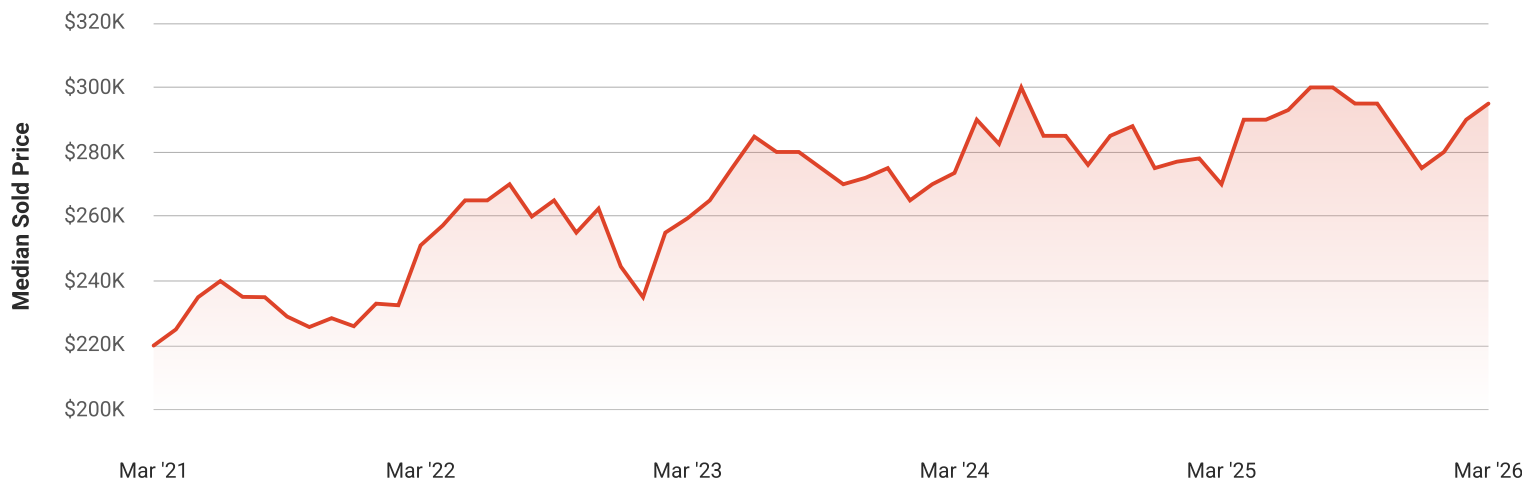
This graphic summarizes key statistics for properties that sold each month. RPR uses a derived sold date to determine when a property moved into a sold status within the given month. These statistics are important for understanding the price points on sold properties as well as the difference between the list price and sold price, which reveals whether buyers are paying over or under the asking price.

Source: Listing sources

Update Frequency: Monthly

Median Sold Price - \$295,000

↑ 1.7% Month over Month



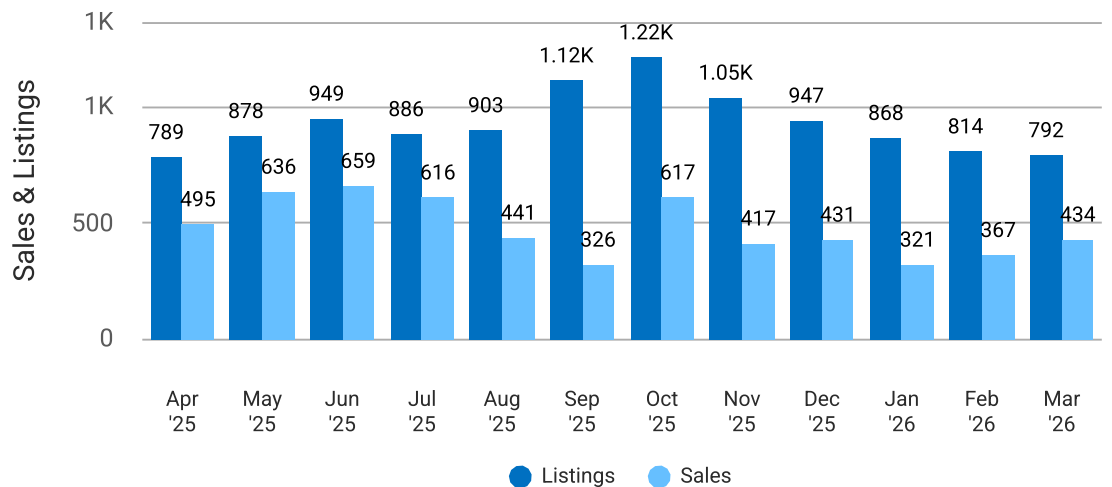
Total Sales and Active Listings in Omaha, Nebraska

Single Family + Condo/Townhouse/Apt.

This graph compares the number of sales with the number of active listings in the local market.

Source: MLS data where licensed

Update Frequency: Monthly



Omaha, Nebraska

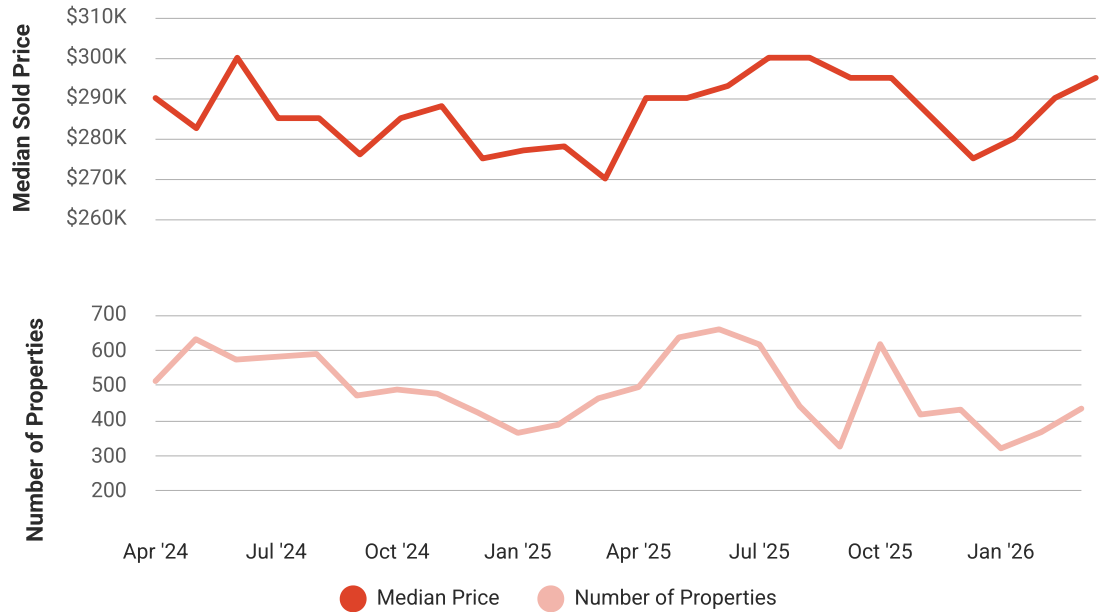
Median Sold Price vs Sold Listings in Omaha, Nebraska

Single Family + Condo/Townhouse/Apt.

This chart compares the trend of median sold price and number of sold listings for the given location.

Source: Listing Data

Update Frequency: Monthly



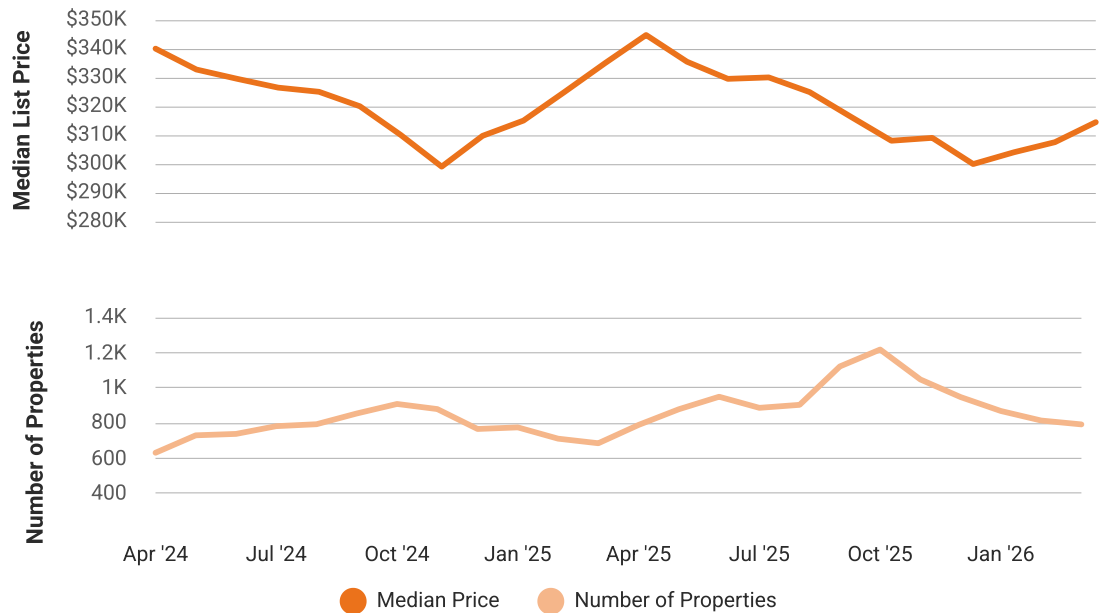
Median List Price vs Active Listings in Omaha, Nebraska

Single Family + Condo/Townhouse/Apt.

This chart compares the trend of median list price and number of active properties for the given location.

Source: Listing Data

Update Frequency: Monthly



Market Snapshot

Value and Price Changes

	Current	Last Month	Last 3 Months	Last 12 Months	Last 24 Months	Last 36 Months
Median Est. Property Value Last Updated: 3/31/2026	\$289,890	\$287,750 +0.74%	\$291,520 -0.56%	\$284,830 +1.78%	\$279,110 +3.86%	\$264,100 +9.77%
Median Sold Price Last Updated: 3/31/2026	\$295,000	\$290,000 +1.72%	\$275,000 +7.27%	\$270,000 +9.26%	\$273,500 +7.86%	\$259,450 +13.7%
Median List Price Last Updated: 3/31/2026	\$314,450	\$307,500 +2.26%	\$299,900 +4.85%	\$335,000 -6.13%	\$335,000 -6.13%	\$349,000 -9.9%

About this Data: Because some brokerages may choose not to include their MLS listing content within the RPR platform, the analysis contained in this report may not have been created using all the available listing data within this geographical market.
 Median estimated property values are generated by a valuation model and are not formal appraisals. Valuations are based on public records and MLS data where licensed. The Metrics displayed here reflect **All Residential Single Family, Condo, Townhouse and Apartment properties** data.

Market Activity

Market Activity Filters

Sort Order: Recently updated

Maximum Properties Per Change Type: 10

Change Types: New Listings, Distressed, Pending, Closed

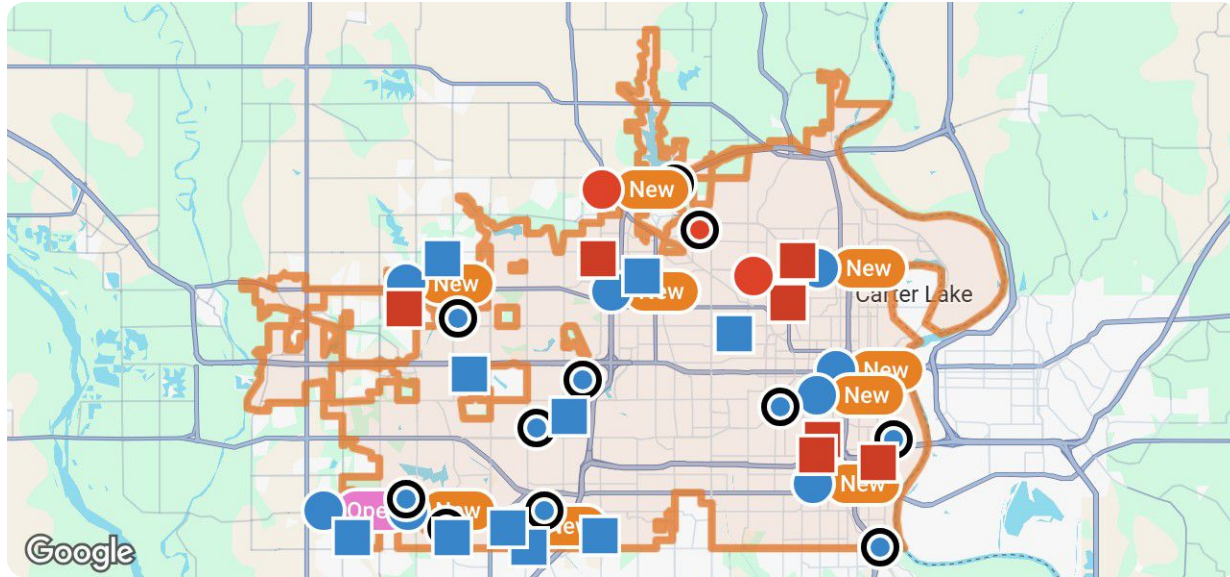
Property Types: Single Family, Condo/Townhouse/Apt, CoOp

Property Features: Sale Price: Any, Lease Price: Any, Beds: Any, Baths: Any, Living Area: Any, Lot Size: Any, Year Built: Any

Omaha, Nebraska

Summary

For Sale Activity in the Last 3 Months



Legend

- For Sale
- For Sale Pending
- Distressed For Sale or Lease
- Recently Closed
- Distressed

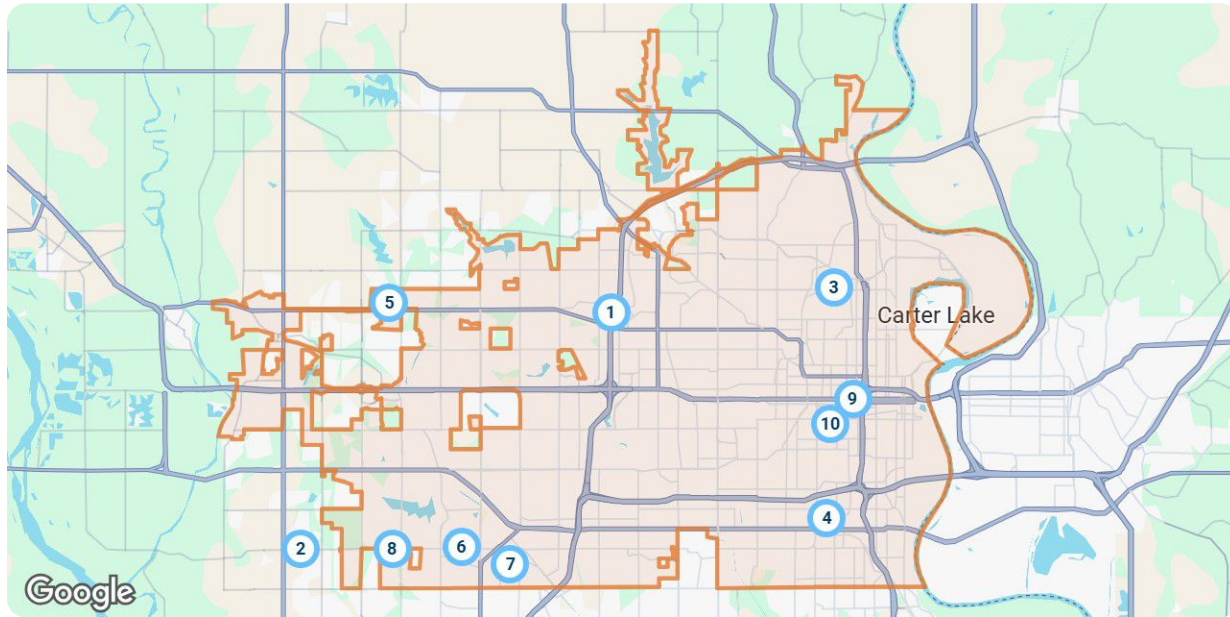
	New	Pending	Closed	Distressed
Number of Properties	10	10	10	10
Lowest Listing Price / Est.Value	\$175,000	\$105,000	\$178,000	\$70,000
Median Listing Price / Est.Value	\$347,500	\$227,500	\$267,250	\$272,670
Highest Listing Price / Est.Value	\$445,000	\$759,000	\$427,525	\$508,290
Average Price / sqft	\$178	\$148	\$150	\$154
Median Price / sqft	\$183	\$151	\$156	\$141
Average Days in RPR	8	20	17	37
Median Days in RPR	8	22	2	34
Total Volume	\$3,265,899	\$3,137,900	\$2,760,025	\$2,527,080
Source	Listings	Listings	Public Records & Listings	Public Records & Listings

Omaha, Nebraska

Market Activity Breakdown

New

Source: Listings







Legend

● Active For Sale

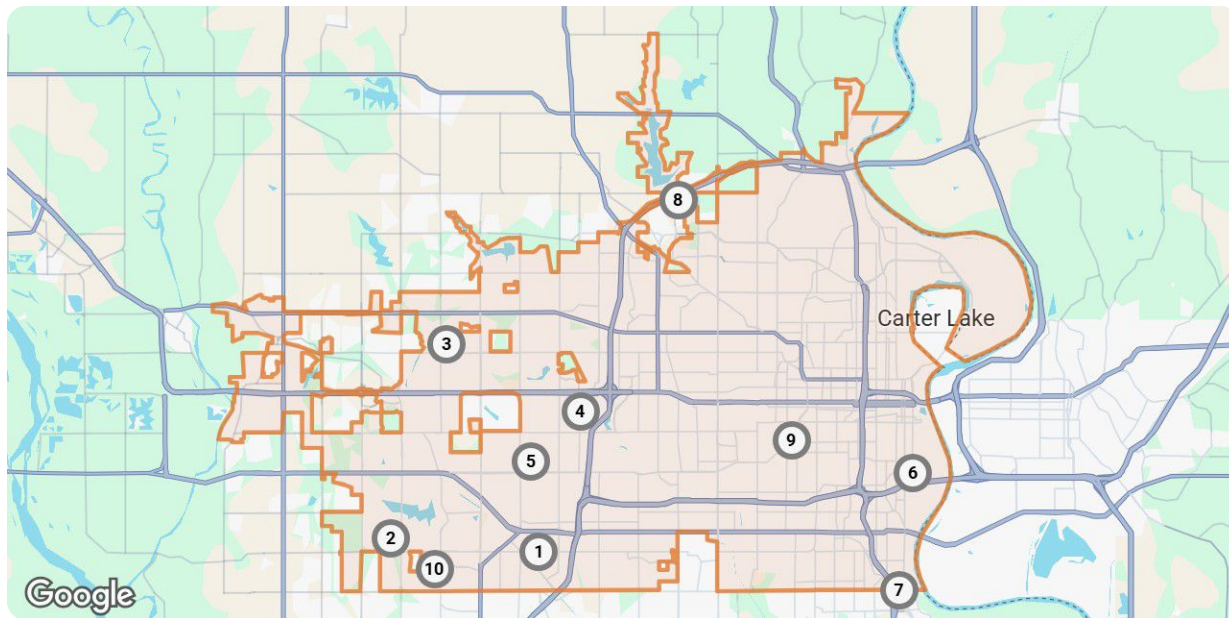
New: 10 properties		Property Type	Beds / Baths	Living Area (sq ft)	Lot Size	Year Built	List Date / Days in RPR	List Price / \$ Per Sq Ft
1	 <p>4604 S 154th Avenue Cir Omaha, NE 68137 MLS ID: 22611254 ● Active / For Sale</p> <p><i>Listing Courtesy of BETTER HOMES AND GARDENS R.E.</i></p>	Single Family	3/3	2,123	0.28 acres	1987	4/26/2026 3 days	\$420,000 \$198/sq ft
2	 <p>13510 Frances St Omaha, NE 68144 MLS ID: 22611629 ● Active / For Sale</p> <p><i>Listing Courtesy of BHHS AMBASSADOR REAL ESTATE</i></p>	Single Family	3/3	1,768	7,956 sqft	1967	4/29/2026 - days	\$329,900 \$187/sq ft
3	 <p>14929 Polk St Omaha, NE 68137 MLS ID: 22609673 ● Active / For Sale</p> <p><i>Listing Courtesy of PJ MORGAN REAL ESTATE</i></p>	Single Family	3/3	2,044	8,276 sqft	1978	4/10/2026 19 days	\$350,000 \$171/sq ft
4	 <p>10617 M St Omaha, NE 68127 MLS ID: 22611362 ● Active / For Sale</p> <p><i>Listing Courtesy of BETTER HOMES AND GARDENS R.E.</i></p>	Single Family	3/4	2,015	7,405 sqft	1972	4/27/2026 2 days	\$345,000 \$171/sq ft
5	 <p>1006 Palamino Rd Omaha, NE 68154 MLS ID: 22611634 ● Active / For Sale</p> <p><i>Listing Courtesy of NEBRASKA REALTY</i></p>	Single Family	4/3	2,475	0.43 acres	1961	4/29/2026 - days	\$445,000 \$180/sq ft

Omaha, Nebraska

New: 10 properties		Property Type	Beds / Baths	Living Area (sq ft)	Lot Size	Year Built	List Date / Days in RPR	List Price / \$ Per Sq Ft
6	 <p>511 Poppleton Ave Omaha, NE 68108 MLS ID: 22611631 ● Active / For Sale</p> <p><i>Listing Courtesy of NP DODGE RE SALES INC 148DODGE</i></p>	Single Family	3/2	1,606	9,072 sqft	1890	4/29/2026 - days	\$209,000 \$130/sq ft
7	 <p>14227 Woolworth Cir Omaha, NE 68144 MLS ID: 22611632 ● Active / For Sale</p> <p><i>Listing Courtesy of 1ST CHOICE REALTY TEAM</i></p>	Single Family	3/3	1,760	10,410 sqft	1972	4/29/2026 - days	\$349,999 \$199/sq ft
8	 <p>2330 S 34th St Omaha, NE 68105 MLS ID: 22611627 ● Active / For Sale</p> <p><i>Listing Courtesy of BETTER HOMES AND GARDENS R.E.</i></p>	Single Family	3/2	1,392	6,517 sqft	1900	4/29/2026 - days	\$175,000 \$126/sq ft
9	 <p>18177 Southdale Plz Omaha, NE 68135 MLS ID: 22610556 ● Active / For Sale</p> <p><i>Listing Courtesy of BETTER HOMES AND GARDENS R.E.</i></p>	Condo/Townhouse/Apt.	2/2	1,105	-	2009	4/20/2026 9 days	\$212,000 \$192/sq ft
10	 <p>5540 Hickory St Omaha, NE 68106 MLS ID: 22610653 ● Active / For Sale</p> <p><i>Listing Courtesy of BETTER HOMES AND GARDENS R.E.</i></p>	Single Family	4/3	1,920	4,800 sqft	1927	4/21/2026 8 days	\$430,000 \$224/sq ft

Pending

Source: Listings













Legend

● Pending



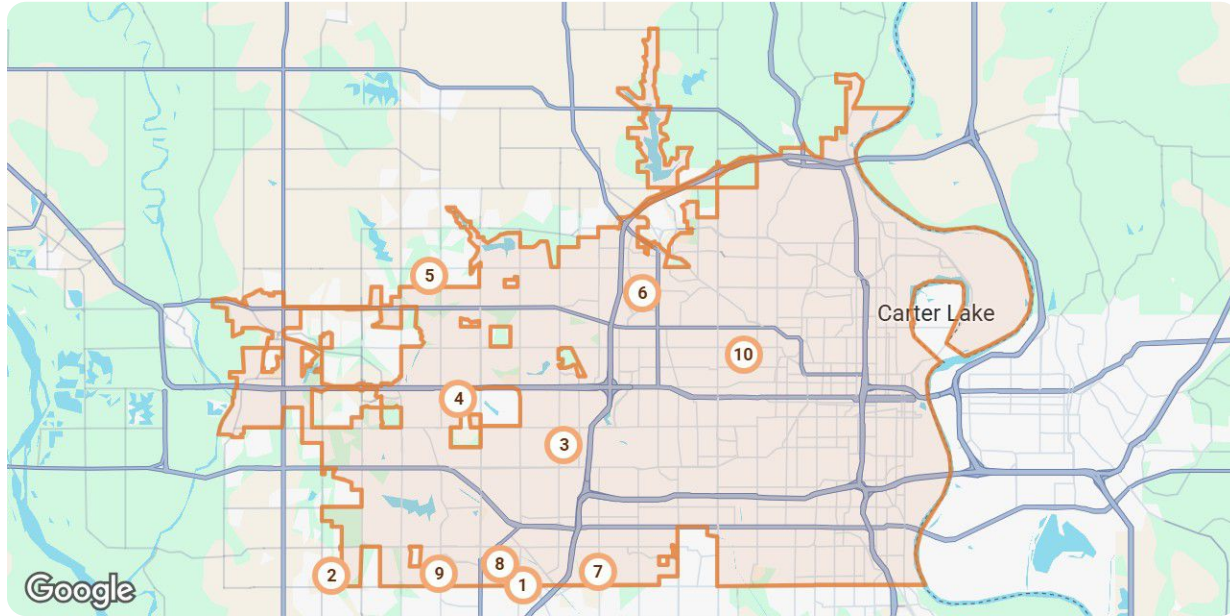
Omaha, Nebraska

Pending: 10 properties		Property Type	Beds / Baths	Living Area (sq ft)	Lot Size / Year Built	List Date	List Price / \$ Per Sq Ft	Pending Date / Days in RPR
1	 <p>9103 Arbor St, Apt 7 Omaha, NE 68124 MLS ID: 22607318 ● Pending / For Sale</p> <p><i>Listing Courtesy of BHHS AMBASSADOR REAL ESTATE</i></p>	Condo/Townhouse/Apt.	2/1	926	- 1962	3/19/2026	\$135,000 \$146/sq ft	4/26/2026 38 days
2	 <p>1506 N 133rd St Omaha, NE 68154 MLS ID: 22608908 ● Pending / For Sale</p> <p><i>Listing Courtesy of BHHS AMBASSADOR REAL ESTATE</i></p>	Single Family	4/6	4,661	0.39 acres 1986	4/2/2026	\$759,000 \$163/sq ft	4/24/2026 22 days
3	 <p>2508 N 169th St Omaha, NE 68116 MLS ID: 22604026 ● Pending / For Sale</p> <p><i>Listing Courtesy of BHHS AMBASSADOR REAL ESTATE</i></p>	Single Family	5/4	3,873	10,018 sqft 2005	2/12/2026	\$575,000 \$148/sq ft	4/10/2026 57 days
4	 <p>1308 N 56th St Omaha, NE 68132 MLS ID: 22611276 ● Pending / For Sale</p> <p><i>Listing Courtesy of NP DODGE RE SALES INC 148DODGE</i></p>	Single Family	2/2	1,583	6,850 sqft 1953	4/27/2026	\$230,000 \$145/sq ft	4/29/2026 2 days
5	 <p>5111 N 155th St Omaha, NE 68116 MLS ID: 22608719 ● Pending / For Sale</p> <p><i>Listing Courtesy of BETTER HOMES AND GARDENS R.E.</i></p>	Condo/Townhouse/Apt.	3/3	2,066	5,175 sqft 2004	4/1/2026	\$318,900 \$154/sq ft	4/25/2026 24 days
6	 <p>2038 N 24th St Omaha, NE 68110 MLS ID: 22609031 ● Pending / For Sale</p> <p><i>Listing Courtesy of NEBRASKA REALTY</i></p>	Condo/Townhouse/Apt.	3/3	2,151	1,916 sqft 2009	4/6/2026	\$215,000 \$100/sq ft	4/28/2026 22 days
7	 <p>6035 Spaulding St Omaha, NE 68104 MLS ID: 22611216 ● Pending / For Sale</p> <p><i>Listing Courtesy of GIVING REALTY</i></p>	Single Family	3/2	1,187	7,420 sqft 1946	4/24/2026	\$210,000 \$177/sq ft	4/29/2026 5 days
8	 <p>8029 Main St Omaha, NE 68127 MLS ID: 22610969 ● Pending / For Sale</p> <p><i>Listing Courtesy of BHHS AMBASSADOR REAL ESTATE</i></p>	Single Family	4/2	1,464	6,000 sqft 1954	4/23/2026	\$225,000 \$154/sq ft	4/27/2026 4 days
9	 <p>4955 Bedford Ave Omaha, NE 68104 MLS ID: 22611601 ● Pending / For Sale</p> <p><i>Listing Courtesy of REALTY ONE GROUP STERLING</i></p>	Single Family	4/2	1,804	6,534 sqft 1935	4/29/2026	\$105,000 \$58/sq ft	4/29/2026 - days
10	 <p>4854 Harney St Omaha, NE 68132 MLS ID: 22610914 ● Pending / For Sale</p> <p><i>Listing Courtesy of BHHS AMBASSADOR REAL ESTATE</i></p>	Single Family	4/2	1,548	5,040 sqft 1920	4/23/2026	\$365,000 \$236/sq ft	4/26/2026 3 days

Omaha, Nebraska

Closed

Source: Public Records and Listings



Legend

● Closed

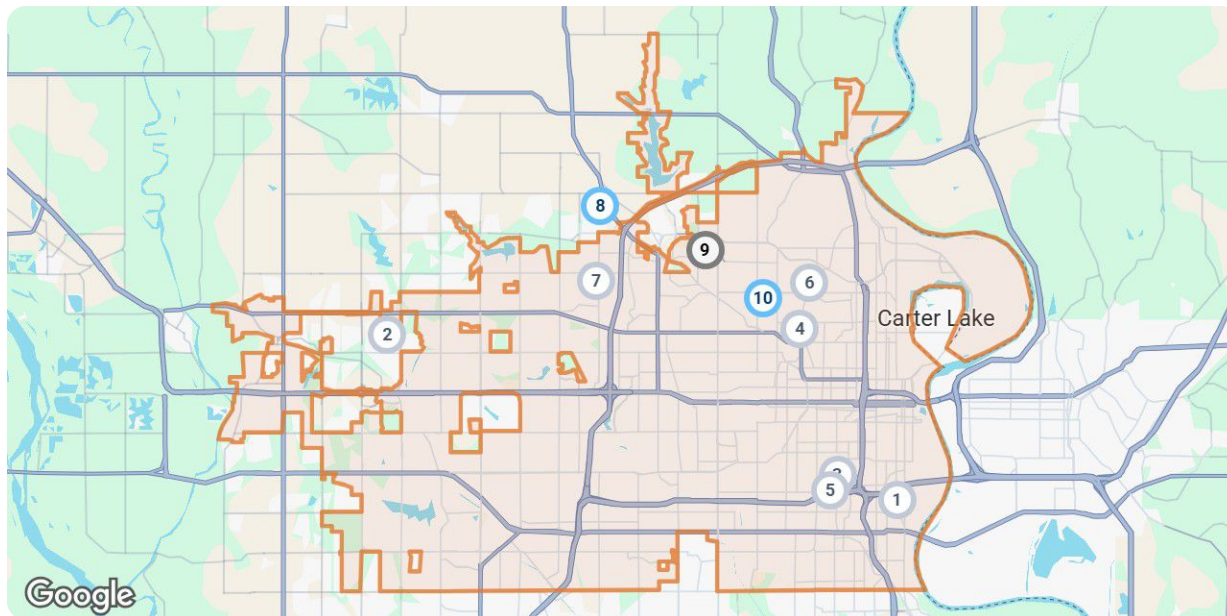
Closed: 10 properties		Property Type	Beds / Baths	Living Area (sq ft)	Lot Size / Year Built	Closed Date / Days in RPR	Closed Price / \$ Per Sq Ft	List to Sold Price %
1	 <p>5030 S 39th Ave Omaha, NE 68107 MLS ID: 22607358 Closed / For Sale <i>Courtesy of NP DODGE RE SALES INC 148DODGE</i></p>	Single Family	4/3	1,889	4.19 acres / 1963	4/29/2026 / 2 days	\$300,000 / \$159/sq ft	-
2	 <p>4220 N 166th St Omaha, NE 68116 MLS ID: 22607737 Closed / For Sale <i>Courtesy of NP DODGE RE SALES INC 86DODGE</i></p>	Single Family	4/4	3,276	8,276 sqft / 1998	4/29/2026 / 1 day	\$427,525 / \$131/sq ft	↑ 0.59%
3	 <p>3123 S 134th St Omaha, NE 68144 MLS ID: 22608982 Closed / For Sale <i>Courtesy of NEBRASKA REALTY</i></p>	Single Family	3/2	1,499	7,840 sqft / 1963	4/29/2026 / 7 days	\$264,500 / \$176/sq ft	-
4	 <p>3705 Martha St Omaha, NE 68105 MLS ID: 22607668 Closed / For Sale <i>Courtesy of BHHS AMBASSADOR REAL ESTATE</i></p>	Single Family	3/3	1,735	0.29 acres / 1910	4/22/2026 / - days	\$200,000 / \$115/sq ft	-
5	 <p>8311 King St Omaha, NE 68122 MLS ID: 22608094 Closed / For Sale <i>Courtesy of BHHS AMBASSADOR REAL ESTATE</i></p>	Single Family	3/2	1,621	6,446 sqft / 2021	4/24/2026 / 2 days	\$310,000 / \$191/sq ft	↑ 1.64%

Omaha, Nebraska

Closed: 10 properties		Property Type	Beds / Baths	Living Area (sq ft)	Lot Size / Year Built	Closed Date / Days in RPR	Closed Price / \$ Per Sq Ft	List to Sold Price %
6	 13959 Weir St Omaha, NE 68137 MLS ID: 22608111 Closed / For Sale <i>Courtesy of BHHS AMBASSADOR REAL ESTATE</i>	Single Family	3/2	1,524	7,405 sqft / 1964	4/24/2026 / 1 day	\$260,000 / \$171/sq ft	↑ 4%
7	 2522 N 130th St Omaha, NE 68164 MLS ID: 22606992 Closed / For Sale <i>Courtesy of BHHS AMBASSADOR REAL ESTATE</i>	Single Family	3/3	2,110	5,227 sqft / 1982	4/24/2026 / 2 days	\$325,000 / \$154/sq ft	-
8	 3704 N 19th St Omaha, NE 68110 MLS ID: 22606781 Closed / For Sale <i>Courtesy of BETTER HOMES AND GARDENS R.E.</i>	Single Family	3/3	1,190	4,200 sqft / 1895	4/27/2026 / 17 days	\$178,000 / \$150/sq ft	↓ 5.82%
9	 3818 T St Omaha, NE 68107 MLS ID: 22534488 Closed / For Sale <i>Courtesy of BHHS AMBASSADOR REAL ESTATE</i>	Single Family	4/3	2,713	6,098 sqft / 1952	4/22/2026 / 103 days	\$270,000 / \$100/sq ft	↓ 3.54%
10	 4657 William St Omaha, NE 68106 MLS ID: 22607519 Closed / For Sale <i>Courtesy of BHHS AMBASSADOR REAL ESTATE</i>	Single Family	3/1	1,416	6,098 sqft / 1936	4/27/2026 / - days	\$225,000 / \$159/sq ft	-

Distressed

Source: Public Records and Listings













Legend

- Active For Sale
- Off Market, Hold, Withdrawn, Expired, or Canceled



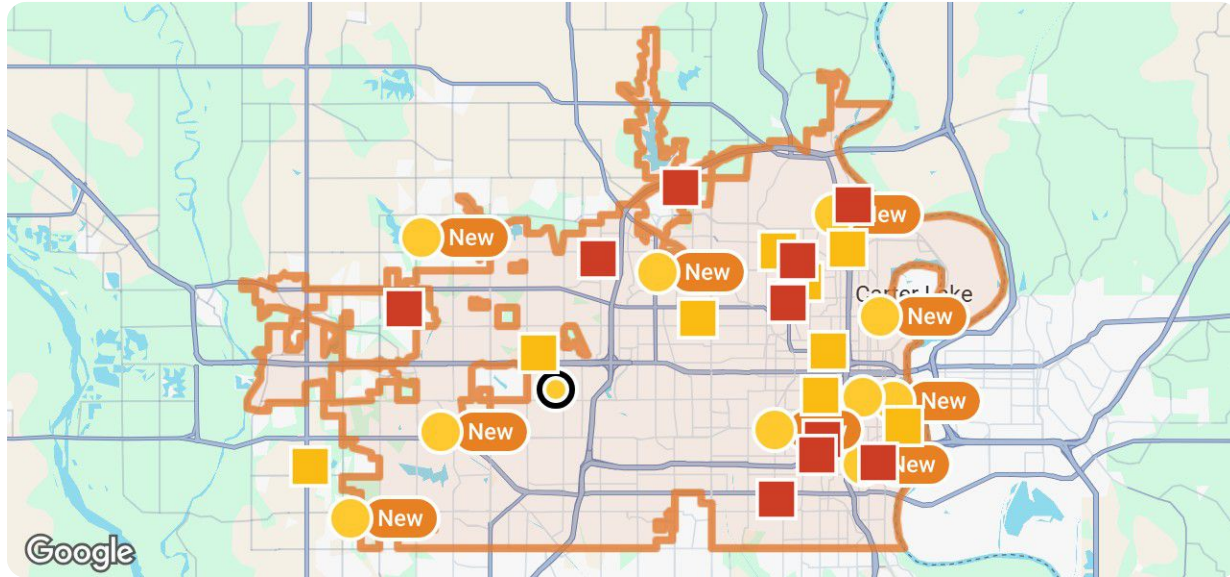
Omaha, Nebraska

Distressed: 10 properties		Property Type	Beds / Baths	Living Area (sq ft)	Lot Size / Year Built	List Date / Days in RPR	List Price / \$ Per Sq Ft	Distressed Date / Type
1	 <p>1901 N 50th St Omaha, NE 68104 MLS ID: 22606010 ● Active / For Sale</p> <p><i>Listing Courtesy of BHHS AMBASSADOR REAL ESTATE</i></p>	Single Family	3/2	1,848	6,900 sqft 1925	3/6/2026 54 days	\$230,000 \$124/sq ft	3/6/2026 Notice of Default
2	 <p>6307 N 169th St Omaha, NE 68116 ● Off Market / Public Record</p>	Single Family	4/4	3,056	9,000 sqft 2022	– – days	– \$166/sq ft	3/18/2026 Notice of Default
3	 <p>2507 N 84th St Omaha, NE 68134 ● Off Market / Public Record</p>	Single Family	2/1	880	6,500 sqft 1956	– – days	– \$286/sq ft	3/18/2026 Notice of Default
4	 <p>12236 Ohern St Omaha, NE 68137 ● Off Market / Public Record</p>	Single Family	3/2	2,026	7,571 sqft 1965	– – days	– \$145/sq ft	3/18/2026 Notice of Default
5	 <p>7809 N 82nd St Omaha, NE 68122 ● Off Market / Public Record</p>	Single Family	3/2	1,654	8,124 sqft 2020	– – days	– \$184/sq ft	2/13/2026 Notice of Default
6	 <p>8005 N 84th St Omaha, NE 68122 ● Off Market / Public Record</p>	Single Family	3/2	1,617	7,039 sqft 2021	– – days	– \$189/sq ft	2/12/2026 Notice of Default
7	 <p>2217 S 32nd Ave Omaha, NE 68105 ● Off Market / Public Record</p>	Single Family	3/2	2,322	6,350 sqft 1915	– – days	– \$129/sq ft	2/24/2026 Notice of Default
8	 <p>4319 N 40th St Omaha, NE 68111 MLS ID: 22609486 ● Active / For Sale</p> <p><i>Listing Courtesy of EXP REALTY LLC</i></p>	Single Family	4/1	1,673	10,454 sqft 1916	4/6/2026 23 days	\$99,900 \$60/sq ft	4/6/2026 Notice of Default
9	 <p>4324 Grand Ave Omaha, NE 68111 ● Off Market / Public Record</p>	Single Family	3/2	1,198	6,930 sqft 1905	– – days	– \$137/sq ft	2/18/2026 Notice of Default
10	 <p>702 Jaynes St Omaha, NE 68110 MLS ID: 22608396 ● Active / For Sale</p> <p><i>Listing Courtesy of EXP REALTY LLC</i></p>	Single Family	1/1	584	5,227 sqft 1927	3/26/2026 34 days	\$70,000 \$120/sq ft	3/26/2026 Notice of Default

Omaha, Nebraska

Summary

For Lease Activity in the Last 3 Months



Legend

- For Lease
- Distressed
- Recently Leased

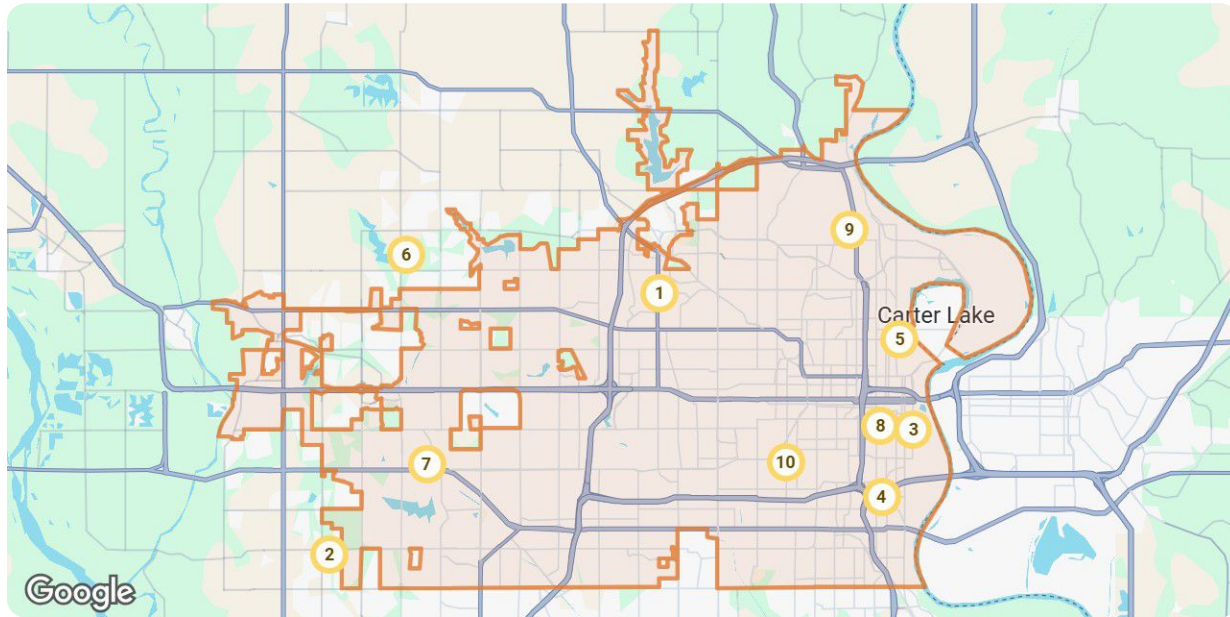
	New	Closed	Distressed
Number of Properties	10	10	10
Lowest Listing Price / Est.Value	\$1,100	\$1,075	\$163,580
Median Listing Price / Est.Value	\$2,075	\$2,200	\$302,110
Highest Listing Price / Est.Value	\$9,950	\$2,995	\$644,060
Average Price / sqft	\$2	\$1	\$169
Median Price / sqft	\$1	\$1	\$156
Average Days in RPR	33	30	-
Median Days in RPR	36	26	-
Total Volume	\$30,375	\$22,720	\$3,460,590
Source	Listings	Public Records & Listings	Public Records & Listings

Omaha, Nebraska

Market Activity Breakdown

New

Source: Listings



Legend

● Active For Lease

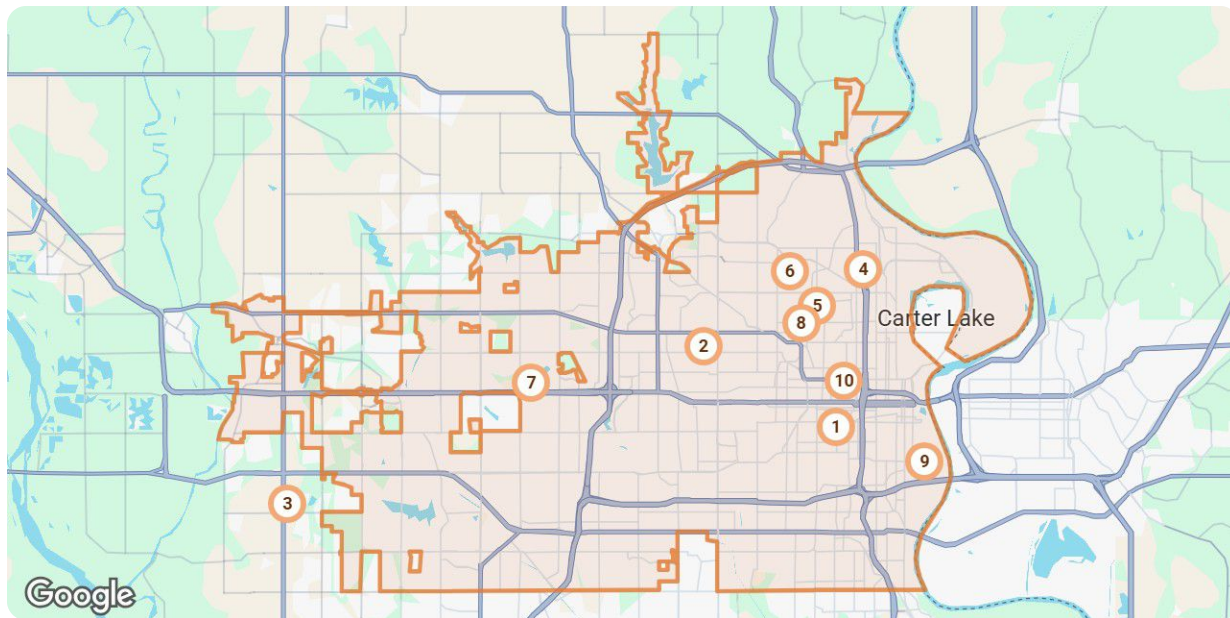
New: 10 properties		Property Type	Beds / Baths	Living Area (sq ft)	Lot Size	Year Built	List Date / Days in RPR	List Price / \$ Per Sq Ft
1	 <p>105 N 31st Ave, Apt 701 Omaha, NE 68131 MLS ID: 22611633 ● Active / For Lease</p> <p><i>Courtesy of NP DODGE RE SALES INC 86DODGE</i></p>	Condo/Townhouse/Apt.	1/1	804	-	1969	4/29/2026 - days	\$1,100 mo. \$1/sq ft
2	 <p>19720 Marinda St Omaha, NE 68130 MLS ID: 22611531 ● Active / For Lease</p> <p><i>Courtesy of MIDLANDS REAL ESTATE</i></p>	Single Family	3/3	1,418	4,255 sqft	2009	4/29/2026 - days	\$2,050 mo. \$1/sq ft
3	 <p>3201 Dodge Ct, Apt 5407 Omaha, NE 68131 MLS ID: 22611277 ● Active / For Lease</p> <p><i>Courtesy of BETTER HOMES AND GARDENS R.E.</i></p>	Condo/Townhouse/Apt.	2/2	1,142	-	2010	4/27/2026 2 days	\$1,850 mo. \$2/sq ft
4	 <p>19724 Marinda St Omaha, NE 68130 MLS ID: 22611300 ● Active / For Lease</p> <p><i>Courtesy of MIDLANDS REAL ESTATE</i></p>	Single Family	3/3	1,638	4,255 sqft	2008	4/27/2026 2 days	\$2,050 mo. \$1/sq ft
5	 <p>110 N 18th St, #702 Omaha, NE 68102 MLS ID: 22610474 ● Active / For Lease</p> <p><i>Courtesy of NP DODGE RE SALES INC 86DODGE</i></p>	Condo/Townhouse/Apt.	3/2	2,321	-	1918	4/17/2026 12 days	\$4,500 mo. \$2/sq ft

Omaha, Nebraska

New: 10 properties		Property Type	Beds / Baths	Living Area (sq ft)	Lot Size	Year Built	List Date / Days in RPR	List Price / \$ Per Sq Ft
	 5911 N 166th Ct Omaha, NE 68116 MLS ID: 22605626 ● Active / For Lease <i>Courtesy of REVEL REALTY</i>	Condo/Townhouse/Apt.	2/3	1,200	-	2008	3/4/2026 56 days	\$1,875 mo. \$2/sq ft
	 4814 S 189th St Omaha, NE 68135 MLS ID: 22607577 ● Active / For Lease <i>Courtesy of NP DODGE RE SALES INC 86DODGE</i>	Single Family	3/3	2,132	-	2005	3/23/2026 37 days	\$2,700 mo. \$1/sq ft
	 4236 S 178th St Omaha, NE 68135 MLS ID: 22607803 ● Active / For Lease <i>Courtesy of NP DODGE RE SALES INC 148DODGE</i>	Single Family	3/2	1,533	4,394 sqft	2002	3/25/2026 35 days	\$9,950 mo. \$6/sq ft
	 11353 Jaynes St Omaha, NE 68164 MLS ID: 22604075 ● Active / For Lease <i>Courtesy of HURT PROPERTY MANAGEMENT</i>	Single Family	3/2	1,800	1.25 acres	1988	2/12/2026 76 days	\$2,200 mo. \$1/sq ft
	 2411 N 142nd St Omaha, NE 68164 MLS ID: 22607182 ● Active / For Lease <i>Courtesy of ACTION MANAGEMENT & LEASING CO</i>	Single Family	3/3	1,610	9,148 sqft	1984	3/19/2026 41 days	\$2,100 mo. \$1/sq ft

Closed

Source: Public Records and Listings













Legend

Closed

Omaha, Nebraska



Closed: 10 properties		Property Type	Beds / Baths	Living Area (sq ft)	Lot Size / Year Built	Closed Date / Days in RPR	Closed Price / \$ Per Sq Ft	List to Sold Price %
1	 <p>4859 S 132nd Ave Omaha, NE 68137 MLS ID: 22607828 Closed / For Lease</p> <p><i>Courtesy of BETTER HOMES AND GARDENS R.E.</i></p>	Condo/Townhouse/Apt.	2/1	750	0.36 acres / 1965	5/8/2026 / 34 days	- / \$1/sq ft	-
2	 <p>5763 N 130th St Omaha, NE 68164 MLS ID: 22610702 Closed / For Lease</p> <p><i>Courtesy of MIDLANDS REAL ESTATE</i></p>	Single Family	3/2	1,580	8,094 sqft / 1993	4/28/2026 / 7 days	- / \$1/sq ft	-
3	 <p>16006 Arbor St Omaha, NE 68130 MLS ID: 22605551 Closed / For Lease</p> <p><i>Courtesy of ACTION MANAGEMENT & LEASING CO</i></p>	Single Family	3/3	1,226	8,832 sqft / 1980	4/28/2026 / 56 days	- / \$2/sq ft	-
4	 <p>12206 Leavenworth Rd Omaha, NE 68154 MLS ID: 22604825 Closed / For Lease</p> <p><i>Courtesy of BETTER HOMES AND GARDENS R.E.</i></p>	Single Family	4/4	2,002	0.34 acres / 1966	4/1/2026 / 17 days	- / \$1/sq ft	-
5	 <p>4236 S 178th St Omaha, NE 68135 MLS ID: 22607831 Closed / For Lease</p> <p><i>Courtesy of NP DODGE RE SALES INC 148DODGE</i></p>	Single Family	3/2	1,533	4,394 sqft / 2002	4/27/2026 / 32 days	- / \$2/sq ft	-
6	 <p>4524 N 21st Ave Omaha, NE 68110 MLS ID: 22600562 Closed / For Lease</p> <p><i>Courtesy of NP DODGE RE SALES INC 86DODGE</i></p>	Single Family	3/2	1,380	- / 1930	2/28/2026 / 53 days	- / \$1/sq ft	-
7	 <p>634 N 46th St Omaha, NE 68132 MLS ID: 22604357 Closed / For Lease</p> <p><i>Courtesy of DREAMVESTING</i></p>	Condo/Townhouse/Apt.	3/3	2,410	- / 2022	3/3/2026 / 14 days	- / \$1/sq ft	-
8	 <p>16922 Nebraska Ave Omaha, NE 68116 MLS ID: 22608302 Closed / For Lease</p> <p><i>Courtesy of NP DODGE RE SALES INC 86DODGE</i></p>	Single Family	4/3	2,316	8,160 sqft / 2022	5/15/2026 / 7 days	- / \$1/sq ft	-
9	 <p>1742 N 175th Plz Omaha, NE 68118 MLS ID: 22607576 Closed / For Lease</p> <p><i>Courtesy of NP DODGE RE SALES INC 86DODGE</i></p>	Single Family	3/3	1,735	3,920 sqft / 2007	4/11/2026 / 19 days	- / \$1/sq ft	-
10	 <p>3812 S 191st Ave Omaha, NE 68130 MLS ID: 22601497 Closed / For Lease</p> <p><i>Courtesy of ACTION MANAGEMENT & LEASING CO</i></p>	Single Family	4/3	2,348	- / 2007	3/16/2026 / 61 days	- / \$1/sq ft	-

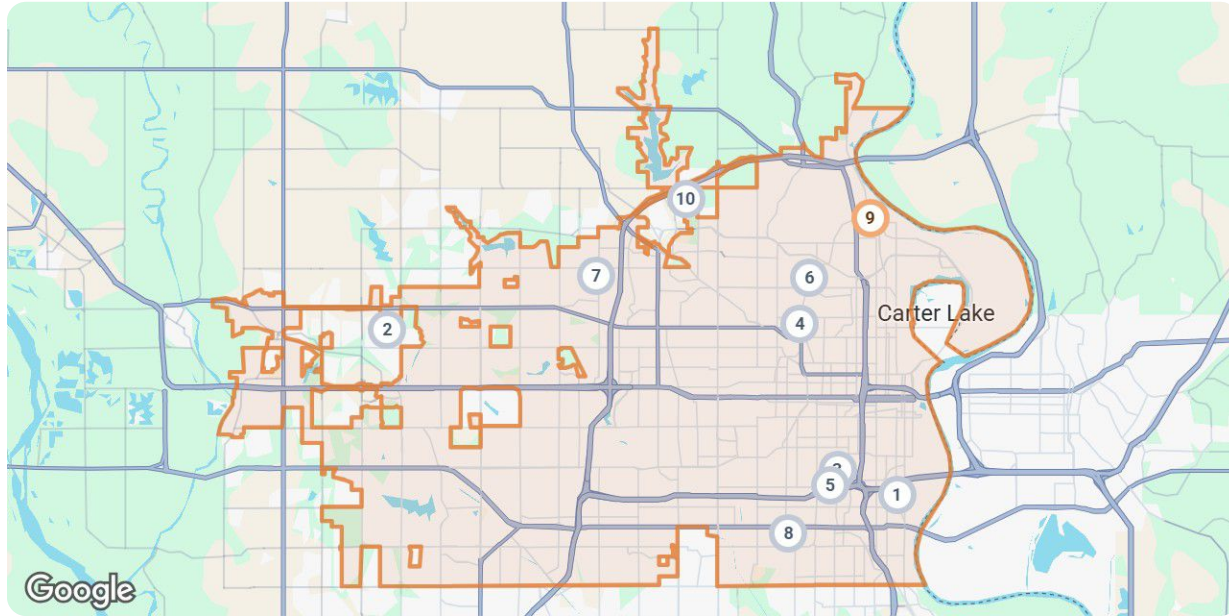


Omaha, Nebraska










Distressed

Source: Public Records and Listings






Legend

● Off Market, Hold, Withdrawn, Expired, or Canceled

Distressed: 10 properties		Property Type	Beds / Baths	Living Area (sq ft)	Lot Size / Year Built	List Date / Days in RPR	List Price / \$ Per Sq Ft	Distressed Date / Type
1	 <p>6307 N 169th St Omaha, NE 68116 ■ Off Market / Public Record</p>	Single Family	4/4	3,056	9,000 sqft 2022	- - days	- \$166/sq ft	3/18/2026 Notice of Default
2	 <p>2507 N 84th St Omaha, NE 68134 ■ Off Market / Public Record</p>	Single Family	2/1	880	6,500 sqft 1956	- - days	- \$286/sq ft	3/18/2026 Notice of Default
3	 <p>12236 Ohern St Omaha, NE 68137 ■ Off Market / Public Record</p>	Single Family	3/2	2,026	7,571 sqft 1965	- - days	- \$145/sq ft	3/18/2026 Notice of Default
4	 <p>7809 N 82nd St Omaha, NE 68122 ■ Off Market / Public Record</p>	Single Family	3/2	1,654	8,124 sqft 2020	- - days	- \$184/sq ft	2/13/2026 Notice of Default
5	 <p>8005 N 84th St Omaha, NE 68122 ■ Off Market / Public Record</p>	Single Family	3/2	1,617	7,039 sqft 2021	- - days	- \$189/sq ft	2/12/2026 Notice of Default
6	 <p>2217 S 32nd Ave Omaha, NE 68105 ■ Off Market / Public Record</p>	Single Family	3/2	2,322	6,350 sqft 1915	- - days	- \$129/sq ft	2/24/2026 Notice of Default
7	 <p>4324 Grand Ave Omaha, NE 68111 ■ Off Market / Public Record</p>	Single Family	3/2	1,198	6,930 sqft 1905	- - days	- \$137/sq ft	2/18/2026 Notice of Default



Omaha, Nebraska

Distressed: 10 properties		Property Type	Beds / Baths	Living Area (sq ft)	Lot Size / Year Built	List Date / Days in RPR	List Price / \$ Per Sq Ft	Distressed Date / Type
8	 <p>4410 N 52nd St Omaha, NE 68104 Off Market / Public Record</p>	Single Family	12/4	3,840	8,840 sqft 1955	- - days	- \$111/sq ft	3/13/2026 Notice of Default
9	 <p>10914 Potter St Omaha, NE 68142 Off Market / Public Record</p>	Single Family	3/2	1,301	5,227 sqft 2007	- - days	- \$202/sq ft	2/25/2026 Notice of Default
10	 <p>2713 N 173rd Avenue Cir Omaha, NE 68116 Off Market / Public Record</p>	Single Family	4/5	4,446	0.4 acres 2005	- - days	- \$145/sq ft	2/18/2026 Notice of Default

About RPR

- RPR® is the nation's largest property database, exclusively for REALTORS®. It empowers REALTORS® to help buyers and sellers make informed decisions, backed by a real estate database covering more than 160 million residential and commercial properties in the United States.
- RPR is a wholly owned subsidiary of the National Association of REALTORS® and a member benefit to REALTORS®.
- RPR's data sources range from MLSs and county-level tax and assessment offices, to the U.S. Census and FEMA, to specialty data set providers such as Esri (consumer data), Niche (school information) and Precisely (geographic boundaries).

Learn More

For more information about RPR, please visit RPR's public website: <https://blog.narrpr.com>

