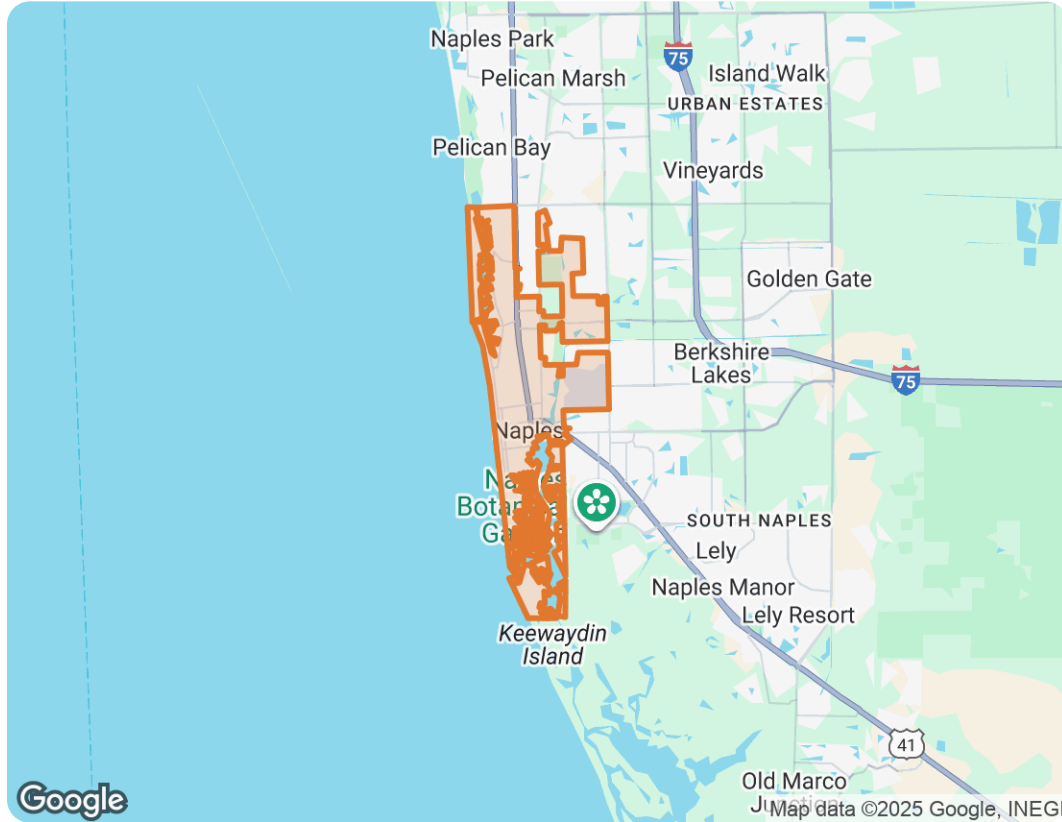


Naples, Florida



Leland Bishop

Realtor

Florida Real Estate License #3466861

📞 Work (239) 745-2811

📠 (239) 745-2811

✉️ lelandbishoprealestate@gmail.com

🌐 <https://lelandbishop.com/>



Market Trends for Naples, Florida

July 2025

Seller's Market Balanced Market Buyer's Market

7.91

93.9%

95

\$590,000

↑ 1.72% MoM

July 2025 Median Estimated Property Value

\$609,360

-1.4%

-5.7%

The chart displays the Median Estimated Value for four regions: Naples, Collier County, Florida, and the USA. The Y-axis represents the value in thousands of dollars, ranging from \$0 to \$700K. The X-axis shows the time period from July 2008 to April 2025. All regions show a similar pattern of fluctuation and an overall upward trend, with a sharp increase starting around 2021 and peaking in early 2023 before declining. Naples and Collier County reach the highest values, peaking near \$650K and \$675K respectively, while Florida and the USA peak around \$420K and \$380K.

Region	Jul '08	Sep '10	Oct '12	Nov '14	Dec '16	Jan '19	Feb '21	Mar '23	Apr '25
Naples	\$280K	\$250K	\$260K	\$300K	\$330K	\$340K	\$380K	\$630K	\$610K
Collier County	\$300K	\$280K	\$290K	\$320K	\$350K	\$360K	\$400K	\$650K	\$620K
Florida	\$150K	\$120K	\$160K	\$180K	\$220K	\$250K	\$300K	\$410K	\$410K
USA	\$180K	\$150K	\$170K	\$200K	\$220K	\$240K	\$280K	\$350K	\$380K

Naples, Florida

July 2025 Active Listings

Naples, Florida

Single Family + Condo/Townhouse/Apt.

This graphic summarizes key statistics for properties that were in an active status on the last day of each month. RPR uses list date and a derived pending date to determine if the listing was active on the last day of the month. An end-of-month snapshot of active listings helps to understand inventory levels, price points and duration on the market.

Source: Listing sources
Update Frequency: Monthly

Median List Price - \$675,000

↓ 1.9% Month over Month



Naples, Florida

July 2025 Sold Listings

Naples, Florida

Single Family + Condo/Townhouse/Apt.

This graphic summarizes key statistics for properties that sold each month. RPR uses a derived sold date to determine when a property moved into a sold status within the given month. These statistics are important for understanding the price points on sold properties as well as the difference between the list price and sold price, which reveals whether buyers are paying over or under the asking price.

Source: Listing sources
Update Frequency: Monthly

Median Sold Price - \$590,000

↑ 1.7% Month over Month

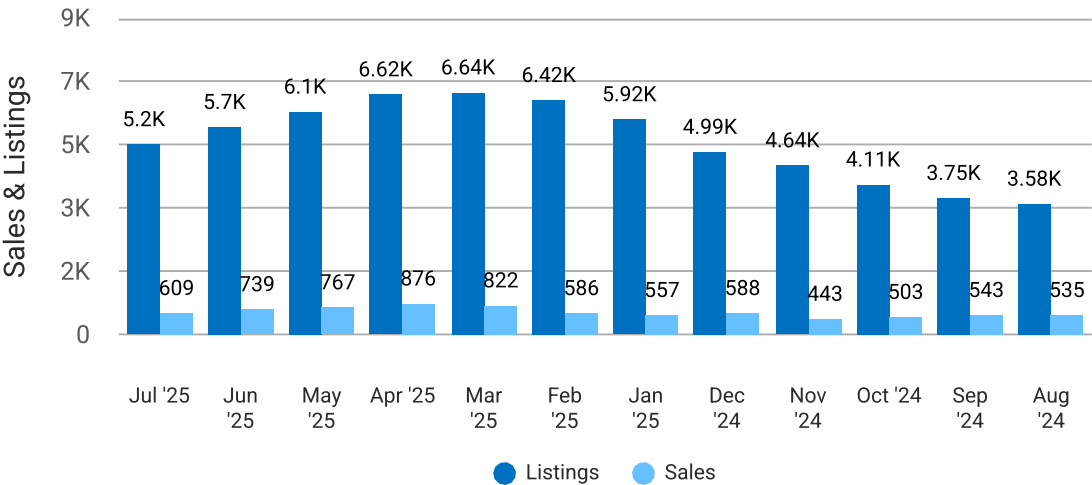


Total Sales and Active Listings

Single Family + Condo/Townhouse/Apt.

This graph compares the number of sales with the number of active listings in the local market.

Source: MLS data where licensed
Update Frequency: Monthly



Naples, Florida

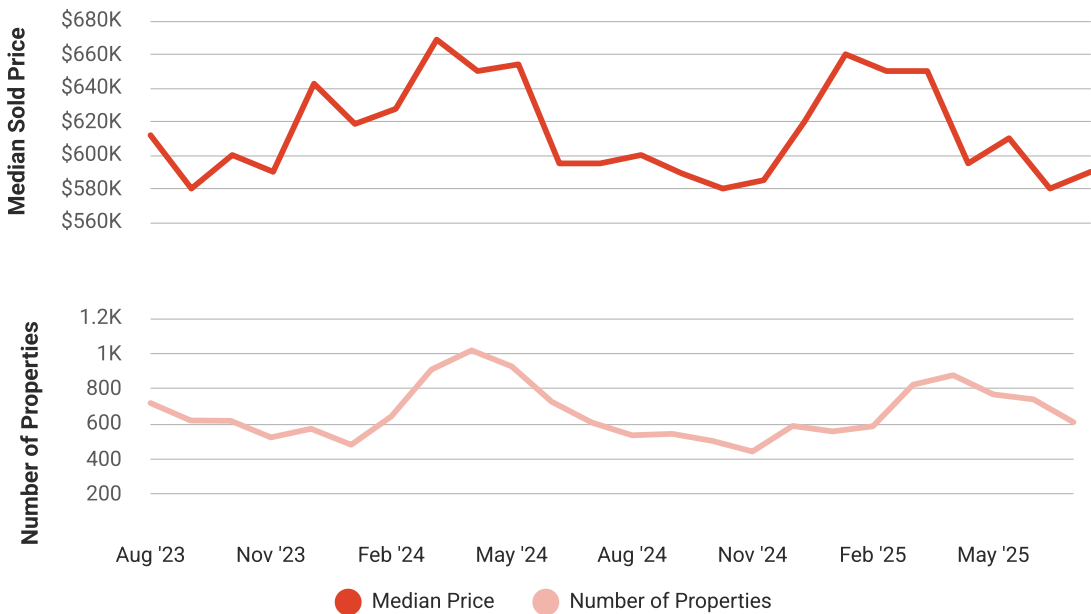
Median Sold Price vs Sold Listings

Single Family + Condo/Townhouse/Apt.

This chart compares the trend of median sold price and number of sold listings for the given location.

Source: Listing Data

Update Frequency: Monthly



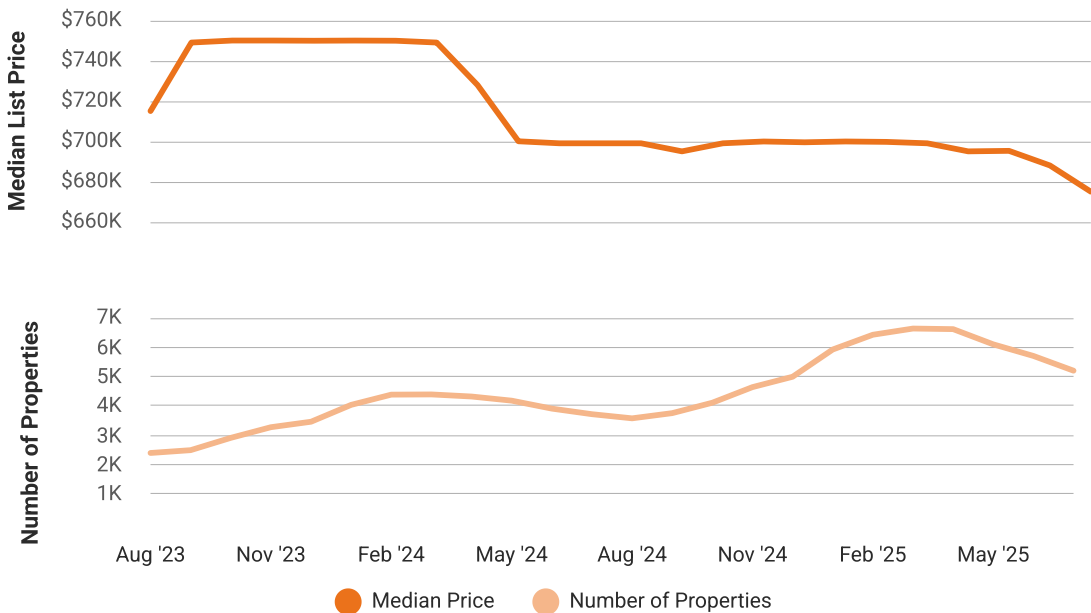
Median List Price vs Active Listings

Single Family + Condo/Townhouse/Apt.

This chart compares the trend of median list price and number of active properties for the given location.

Source: Listing Data

Update Frequency: Monthly



Naples, Florida

Market Snapshot

Value and Price Changes

	Current	Last Month	Last 3 Months	Last 12 Months	Last 24 Months	Last 36 Months
Median Est. Property Value Last Updated: 7/31/2025	\$609,360	\$617,860 -1.38%	\$630,000 -3.28%	\$646,130 -5.69%	\$638,640 -4.58%	\$604,870 +0.74%
Median Sold Price Last Updated: 7/31/2025	\$590,000	\$580,000 +1.72%	\$595,000 -0.84%	\$595,000 -0.84%	\$605,000 -2.48%	\$549,000 +7.47%
Median List Price Last Updated: 7/31/2025	\$675,000	\$688,000 -1.89%	\$695,000 -2.88%	\$699,000 -3.43%	\$729,450 -7.46%	\$699,000 -3.43%

About this Data: Because some brokerages may choose not to include their MLS listing content within the RPR platform, the analysis contained in this report may not have been created using all the available listing data within this geographical market.

Median estimated property values are generated by a valuation model and are not formal appraisals. Valuations are based on public records and MLS data where licensed. The Metrics displayed here reflect **All Residential Single Family, Condo, Townhouse and Apartment properties** data.

Market Activity

Market Activity Filters

Sort Order: Recently updated

Maximum Properties Per Change Type: 10

Change Types: New Listings, Distressed, Pending, Closed

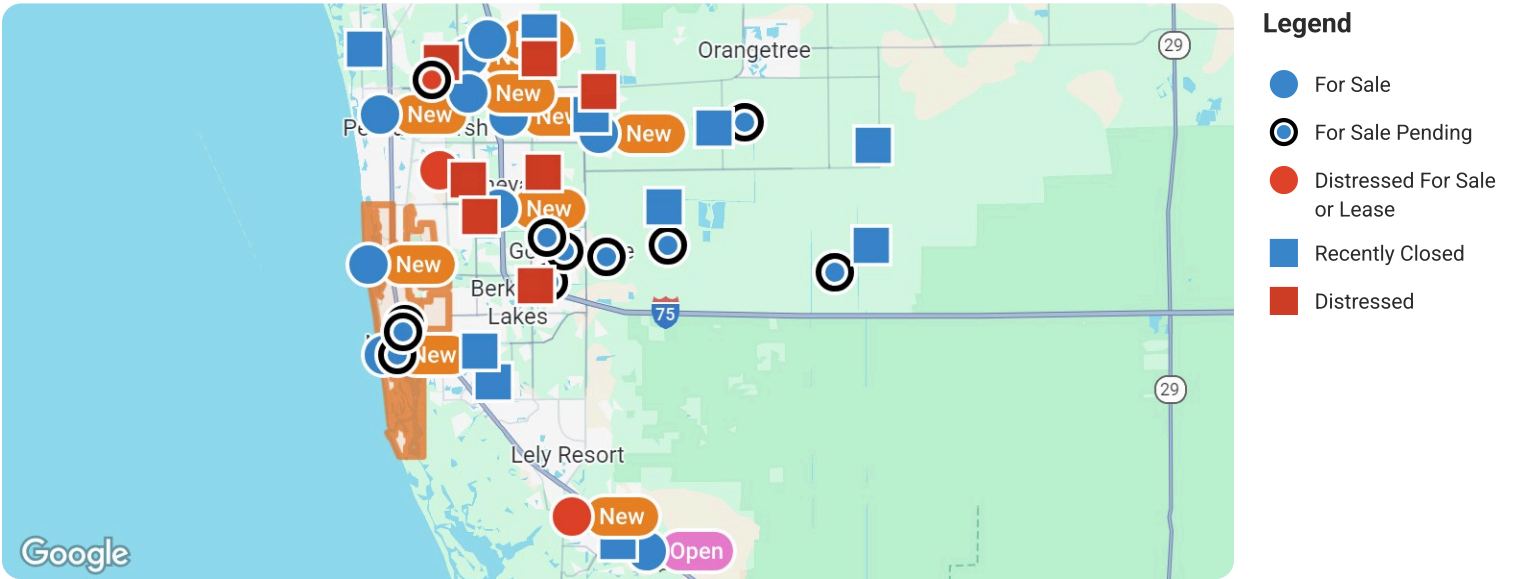
Property Types: Single Family, Condo/Townhouse/Apt

Property Features: Sale Price: Any, Lease Price: Any, Beds: Any, Baths: Any, Living Area: Any, Lot Size: Any, Year Built: Any

Naples, Florida

Summary

For Sale Activity in the Last 3 Months



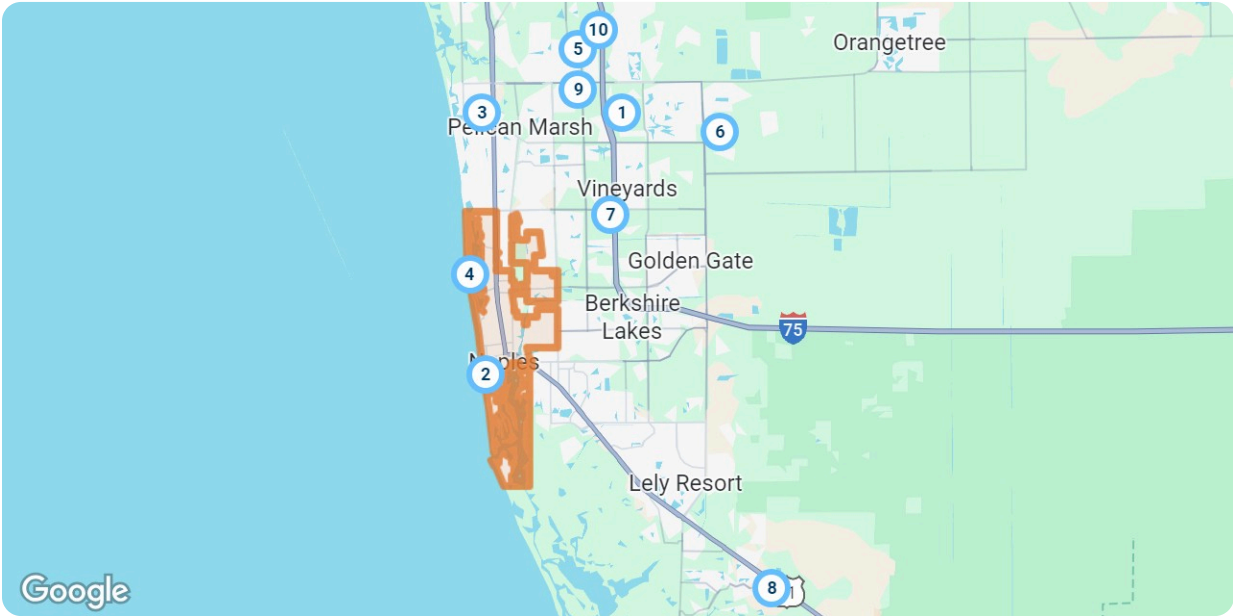
	New	Pending	Closed	Distressed
Number of Properties	10	10	10	10
Lowest Listing Price / Est.Value	\$510,000	\$531,000	\$170,985	\$609,650
Median Listing Price / Est.Value	\$990,000	\$1,652,450	\$614,950	\$936,065
Highest Listing Price / Est.Value	\$7,125,000	\$6,790,000	\$6,800,000	\$3,239,570
Average Price / sqft	\$942	\$755	\$531	\$484
Median Price / sqft	\$374	\$543	\$333	\$426
Average Days in RPR	53	130	150	24
Median Days in RPR	46	149	114	24
Total Volume	\$27,473,999	\$20,954,888	\$16,828,885	\$12,502,799
Source	Listings	Listings	Public Records & Listings	Public Records & Listings

Naples, Florida

Market Activity Breakdown

New

Source: Listings



Legend

Active For Sale

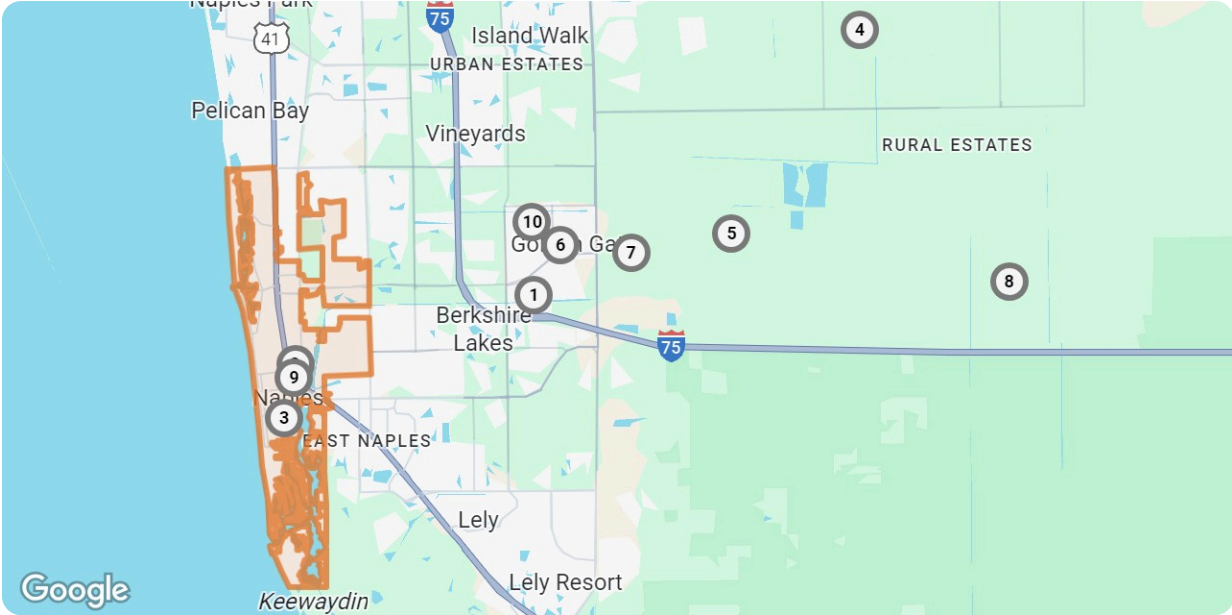
New: 10 properties		Property Type	Beds / Baths	Living Area (sq ft)	Lot Size	Year Built	List Date / Days in RPR	List Price / \$ Per Sq Ft
1		4730 16th Ave SE Naples, FL 34117 MLS ID: 225062934 ● Active / For Sale <i>Listing Courtesy of Mato Realty, LLC</i>	Single Family	4/3	2,620	2.5 acres	2006	7/11/2025 50 days \$834,999 \$319/sq ft
2		4387 70th Ave NE Naples, FL 34120 MLS ID: 225068882 ● Active / For Sale <i>Listing Courtesy of O K Realty Inc</i>	Single Family	3/2	1,495	1.59 acres	2025	8/30/2025 – days \$510,000 \$341/sq ft
3		850 10th St N Naples, FL 34102 MLS ID: 225056335 ● Active / For Sale <i>Listing Courtesy of Douglas Elliman Florida,LLC</i>	Single Family	5/6	4,466	9,147 sq ft	2025	6/13/2025 78 days \$5,550,000 \$1,243/sq ft
4		4448 18th Ave SW Naples, FL 34116 MLS ID: 225064828 ● Active / For Sale <i>Listing Courtesy of Marzucco Real Estate</i>	Single Family	4/3	1,624	10,018 sq ft	2025	7/31/2025 30 days \$559,000 \$344/sq ft
5		936 5th Ave S, #306 Naples, FL 34102 MLS ID: 225063601 ● Active / For Sale <i>Listing Courtesy of Coldwell Banker Realty</i>	Condo/Townhouse/Apt.	3/4	2,844	–	–	7/15/2025 46 days \$6,250,000 \$2,198/sq ft

Naples, Florida

New: 10 properties		Property Type	Beds / Baths	Living Area (sq ft)	Lot Size	Year Built	List Date / Days in RPR	List Price / \$ Per Sq Ft
6		3120 68th St SW Naples, FL 34105 MLS ID: 225054010 ● Active / For Sale <i>Listing Courtesy of Premiere Plus Realty Company</i>	Single Family	3/3	2,842	1.14 acres	2017	6/8/2025 83 days \$1,145,000 \$403/sq ft
7		975 6th Ave S, #201 Naples, FL 34102 MLS ID: 225064205 ● Active / For Sale <i>Listing Courtesy of Coldwell Banker Realty</i>	Condo/Townhouse/Apt.	2/3	2,156	—	—	7/21/2025 40 days \$4,250,000 \$1,971/sq ft
8		975 6th Ave S, #302 Naples, FL 34102 MLS ID: 225064233 ● Active / For Sale <i>Listing Courtesy of Coldwell Banker Realty</i>	Condo/Townhouse/Apt.	4/4	3,492	—	—	7/21/2025 40 days \$7,125,000 \$2,040/sq ft
9		1121 Antaras Ct S Naples, FL 34113 MLS ID: 225064739 ● Active / For Sale <i>Listing Courtesy of EXP Realty LLC</i>	Single Family	3/3	1,860	—	2007	7/25/2025 36 days \$550,000 \$296/sq ft
10		1050 Borghese Ln, Apt 605 Naples, FL 34114 MLS ID: 225054540 ● Active / For Sale <i>Listing Courtesy of Coldwell Banker Realty</i>	Condo/Townhouse/Apt.	3/4	2,606	—	2007	6/19/2025 72 days \$700,000 \$269/sq ft

Pending






Source: Listings



Legend

● Pending

Naples, Florida

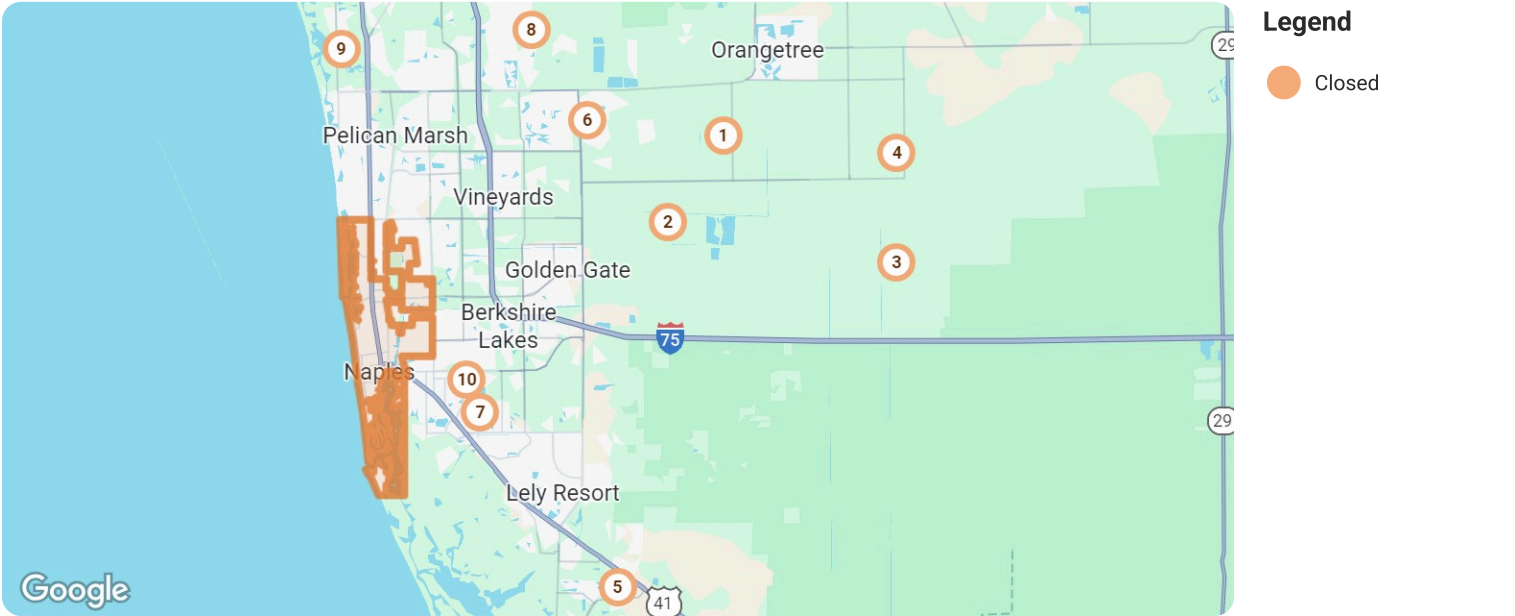
Pending: 10 properties		Property Type	Beds / Baths	Living Area (sq ft)	Lot Size / Year Built	List Date	List Price / \$ Per Sq Ft	Pending Date / Days in RPR
1	 <div> 766 111th Ave N Naples, FL 34108 MLS ID: 224103655 🕒 Pending / For Sale </div> <div>Listing Courtesy of Barry DeNicola Realty Inc</div>	Single Family	5/4	3,122	5,663 sq ft 2025	1/20/2025	\$1,995,000 \$639/sq ft	8/25/2025 222 days
2	 <div> 217 13th St S Naples, FL 34102 MLS ID: 225048047 🕒 Pending / For Sale </div> <div>Listing Courtesy of Paradise Realty of Naples,LLC</div>	Single Family	4/5	4,878	7,405 sq ft 2025	5/16/2025	\$6,790,000 \$1,392/sq ft	7/19/2025 106 days
3	 <div> 3473 14th Ave SE Naples, FL 34117 MLS ID: 225052691 🕒 Pending / For Sale </div> <div>Listing Courtesy of A Plus Realty</div>	Single Family	3/3	1,965	2.5 acres 2025	6/3/2025	\$659,000 \$335/sq ft	7/28/2025 88 days
4	 <div> 82 9th St S, Unit 304 Naples, FL 34102 MLS ID: 225024264 🕒 Pending / For Sale </div> <div>Listing Courtesy of William Raveis Real Estate</div>	Condo/Townhouse/Apt.	2/2	2,223	– 2024	3/6/2025	\$3,700,000 \$1,664/sq ft	7/21/2025 177 days
5	 <div> 1842 Amador Ct Naples, FL 34120 MLS ID: 225028848 🕒 Pending / For Sale </div> <div>Listing Courtesy of Compass Florida LLC</div>	Single Family	3/3	2,277	5,662 sq ft 2023	3/19/2025	\$879,000 \$386/sq ft	8/12/2025 164 days
6	 <div> 4578 Arboretum Cir, Unit 101 Naples, FL 34112 MLS ID: 225032188 🕒 Pending / For Sale </div> <div>Listing Courtesy of Mattamy Real Estate Services</div>	Condo/Townhouse/Apt.	2/2	1,406	– 2020	3/27/2025	\$595,988 \$424/sq ft	6/23/2025 156 days
7	 <div> 8778 Calypso Ct Naples, FL 34112 MLS ID: 225063824 🕒 Pending / For Sale </div> <div>Listing Courtesy of Premier Sotheby's Int'l Realty</div>	Single Family	3/4	2,702	7,405 sq ft 2023	7/22/2025	\$1,825,000 \$675/sq ft	8/13/2025 39 days
8	 <div> 7160 Cayo Coco Ln Naples, FL 34113 MLS ID: 225016565 🕒 Pending / For Sale </div> <div>Listing Courtesy of Re/Max Alliance Group</div>	Condo/Townhouse/Apt.	2/2	1,321	3,484 sq ft 2023	2/12/2025	\$531,000 \$402/sq ft	8/13/2025 199 days
9	 <div> 1115 Central Ave, Unit 451 Naples, FL 34102 MLS ID: 225067951 🕒 Pending / For Sale </div> <div>Listing Courtesy of Premier Sotheby's Int'l Realty</div>	Condo/Townhouse/Apt.	3/4	2,110	– 2022	8/21/2025	\$2,500,000 \$1,185/sq ft	8/22/2025 9 days
10	 <div> 11256 Daphne Ct Naples, FL 34120 MLS ID: 225037458 🕒 Pending / For Sale </div> <div>Listing Courtesy of John R Wood Properties</div>	Single Family	3/4	3,312	8,276 sq ft 2025	4/11/2025	\$1,479,900 \$447/sq ft	7/27/2025 141 days



Naples, Florida

Closed

Source: Public Records and Listings



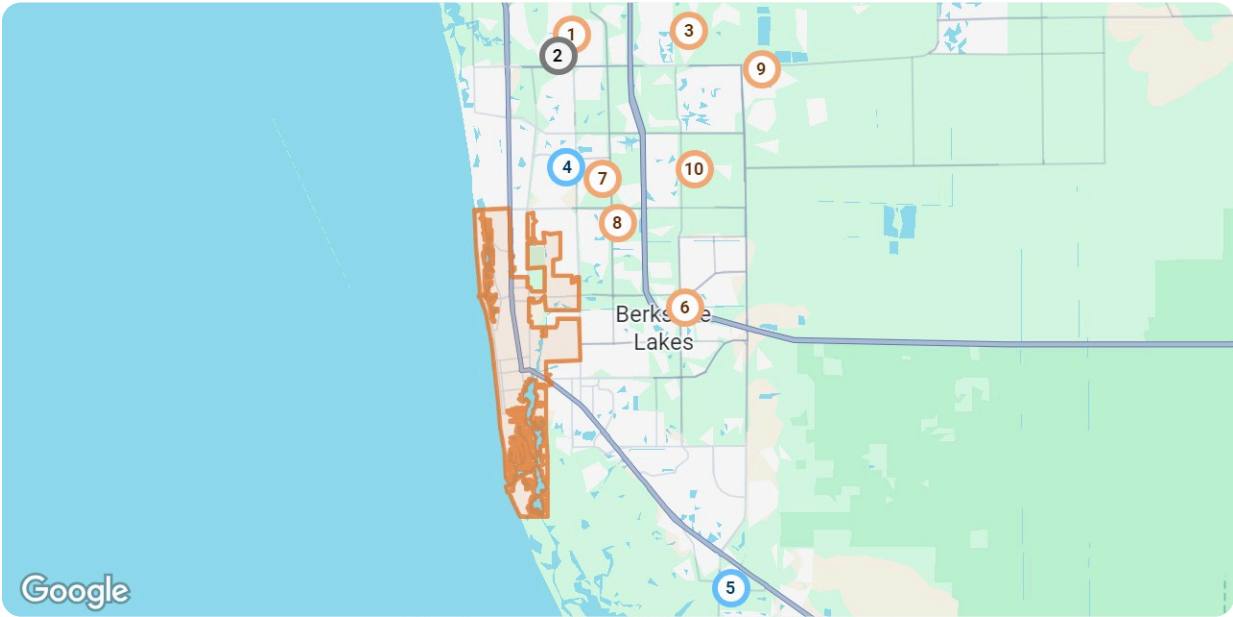
Closed: 10 properties		Property Type	Beds / Baths	Living Area (sq ft)	Lot Size / Year Built	Closed Date / Days in RPR	Closed Price / \$ Per Sq Ft	List to Sold Price %	
1		4220 12th Ave SE Naples, FL 34117 MLS ID: 225041148 Closed / For Sale	Single Family	4/2	2,287	2.27 acres 2006	8/29/2025 127 days	\$550,000 \$240/sq ft	↓ 8.18%
Courtesy of DomainRealty.com LLC									
2		3234 10th Ave NE Naples, FL 34120 MLS ID: 225034209 Closed / For Sale	Single Family	3/3	2,392	2.5 acres 2023	7/25/2025 114 days	\$1,063,000 \$444/sq ft	↓ 16.63%
Courtesy of A Plus Realty									
3		845 11th Ave S Naples, FL 34102 MLS ID: 225052381 Closed / For Sale	Single Family	4/6	4,258	7,405 sq ft 2025	7/24/2025 65 days	\$6,800,000 \$1,597/sq ft	↓ 1.45%
Courtesy of William Raveis Real Estate									
4		61 14th St S Naples, FL 34102 MLS ID: 225055915 Closed / For Sale	Single Family	4/5	4,058	8,712 sq ft 2025	8/27/2025 75 days	\$5,400,000 \$1,331/sq ft	↓ 8.47%
Courtesy of William Raveis Real Estate									
5		242 41st Ave NW Naples, FL 34120 MLS ID: 225024409 Closed / For Sale	Single Family	3/3	2,057	2.5 acres 2021	6/2/2025 88 days	\$950,000 \$462/sq ft	↓ 4.9%
Courtesy of Premiere Plus Realty Company									

Naples, Florida

Closed: 10 properties		Property Type	Beds / Baths	Living Area (sq ft)	Lot Size / Year Built	Closed Date / Days in RPR	Closed Price / \$ Per Sq Ft	List to Sold Price %	
6		2433 56th Ave NE Naples, FL 34120 MLS ID: 225036267 Closed / For Sale	Single Family	3/2	1,682	2.5 acres 2025	6/6/2025 58 days	\$679,900 \$404/sq ft	—
Courtesy of Saggio Realty, Inc									
7		1697 Alameda Dr Naples, FL 34120 MLS ID: 224104453 Closed / For Sale	Single Family	3/2	1,417	5,227 sq ft 2022	6/4/2025 186 days	\$360,000 \$254/sq ft	↑ 0.03%
Courtesy of Florida Luxury Realty									
8		1751 Alameda Dr Naples, FL 34120 Closed / Public Record	Single Family	—/—	1,912	5,663 sq ft 2022	7/28/2025 — days	\$170,985 \$201/sq ft	—
Google									
9		1778 Alameda Dr Naples, FL 34120 MLS ID: 224098273 Closed / For Sale	Single Family	3/2	1,417	6,534 sq ft 2023	7/1/2025 215 days	\$370,000 \$261/sq ft	↓ 2.61%
Courtesy of Florida Luxury Realty									
10		2357 Anguilla Dr, Unit 201 Naples, FL 34120 MLS ID: 225012474 Closed / For Sale	Condo/Townhouse/Apt.	3/2	2,110	— 2021	8/18/2025 421 days	\$485,000 \$230/sq ft	↓ 2.81%
Courtesy of Alfred Robbins Realty Group									











Distressed

Source: Public Records and Listings



- Legend
- Active For Sale
 - Closed

Naples, Florida

Distressed: 10 properties		Property Type	Beds / Baths	Living Area (sq ft)	Lot Size / Year Built	List Date / Days in RPR	List Price / \$ Per Sq Ft	Distressed Date / Type	
1		13057 Pembroke Dr Naples, FL 34105 Off Market / Public Record	Single Family	—/—	2,006	2,178 sq ft 2022	— — days	— \$304/sq ft	6/20/2025 Notice of Foreclosure Sale
2		5190 Teak Wood Dr Naples, FL 34119 Off Market / Public Record	Single Family	—/—	5,069	2.72 acres 2009	— — days	— \$639/sq ft	7/25/2025 Notice of Lis Pends
3		13644 Mandarin Cir Naples, FL 34109 Off Market / Public Record	Single Family	—/—	1,978	5,663 sq ft 2016	— — days	— \$441/sq ft	6/13/2025 Notice of Foreclosure Sale
4		3348 Atlantic Cir Naples, FL 34119 Off Market / Public Record	Single Family	—/—	3,064	9,148 sq ft 2014	— — days	— \$422/sq ft	8/15/2025 Notice of Foreclosure Sale
5		9227 Shadow Oak Ln Naples, FL 34120 Closed / Public Record	Single Family	—/—	826	6,098 sq ft 2019	— — days	— \$770/sq ft	7/7/2025 Notice of Foreclosure Sale
6		3861 10th Ave NE Naples, FL 34120 Off Market / Public Record	Single Family	—/—	2,565	2.35 acres 2020	— — days	— \$282/sq ft	6/18/2025 Notice of Lis Pends
7		420 13th St NW Naples, FL 34120 Off Market / Public Record	Single Family	—/—	2,706	2.5 acres 2016	— — days	— \$430/sq ft	8/4/2025 Notice of Lis Pends
8		2868 16th Ave SE Naples, FL 34117 MLS ID: 225065704 Active / For Sale	Single Family	4/4	3,572	2.27 acres 2025	8/6/2025 24 days	\$999,999 \$280/sq ft	8/1/2025 Notice of Lis Pends
Listing Courtesy of Premiere Plus Realty Company									
9		2611 52nd Ave NE Naples, FL 34120 Off Market / Public Record	Single Family	—/—	2,398	2.27 acres 2019	— — days	— \$333/sq ft	7/9/2025 Notice of Lis Pends
10		1008 7th St S Naples, FL 34102 Off Market / Public Record	Condo/Townhouse/Apt.	—/—	2,311	— 2008	— — days	— \$938/sq ft	7/18/2025 Notice of Foreclosure Sale

Naples, Florida

About RPR

- RPR® is the nation's largest property database, exclusively for REALTORS®. It empowers REALTORS® to help buyers and sellers make informed decisions, backed by a real estate database covering more than 160 million residential and commercial properties in the United States.
- RPR is a wholly owned subsidiary of the National Association of REALTORS® and a member benefit to REALTORS®.
- RPR's data sources range from MLSs and county-level tax and assessment offices, to the U.S. Census and FEMA, to specialty data set providers such as Esri (consumer data), Niche (school information) and Precisely (geographic boundaries).

Learn More

For more information about RPR, please visit RPR's public website: <https://blog.narrpr.com>

