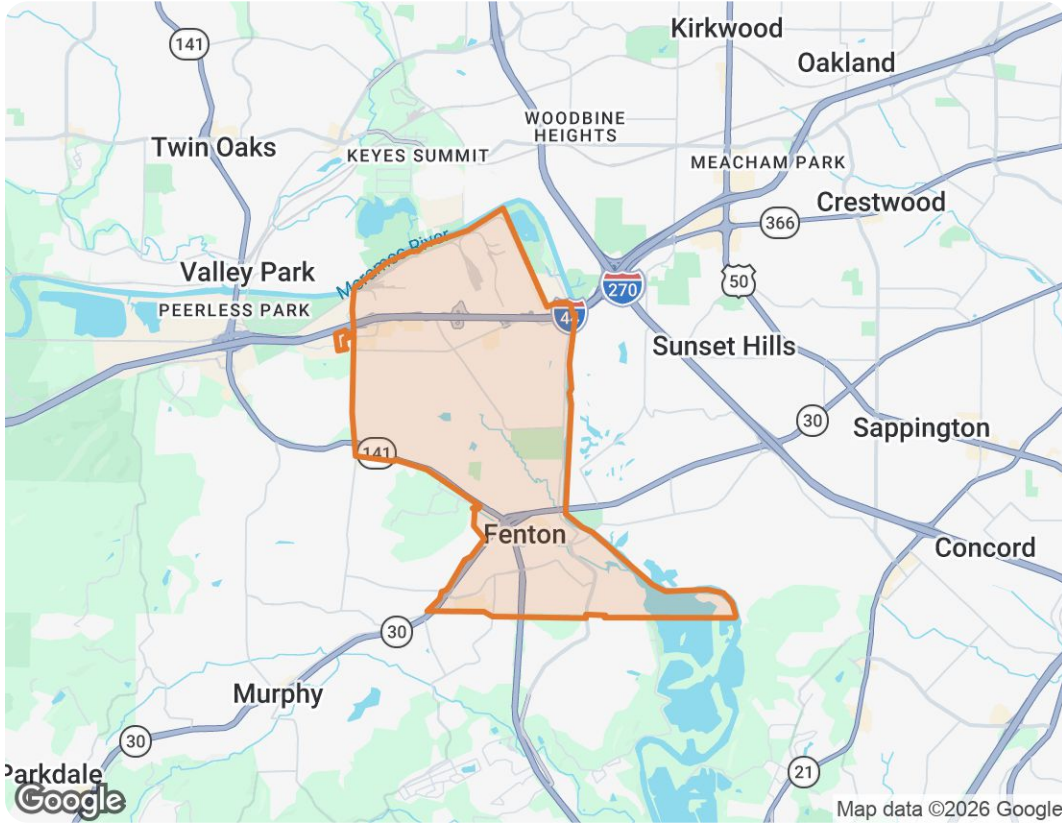


Fenton, Missouri



Laura Weber

Realtor

Missouri Real Estate License #2023037968

📞 Mobile (402) 650-5213

✉ L.weber@kw.com

🌐 <https://www.environmentalsolutions.com/realtorservices>



Keller Williams St. Louis

St. Louis, MO 63131



Market Trends

Market Trends for Fenton, Missouri

Single Family + Condo/Townhouse/Apt.

April 2026

Market Type

Seller's Market

Balanced Market

Buyer's Market

Key Details

Months of Inventory	Sold to List Price %	Median Days in RPR	Median Sold Price
1.2	104.8%	25	\$355,500
↓ 25% MoM	↑ 2.68% MoM	↓ 26.47% MoM	↓ 12.92% MoM

April 2026 Median Estimated Property Value

Single Family + Condo/Townhouse/Apt.

This graphic displays property estimates for a market area and a subject property, where one has been selected. Estimated property values are generated by a valuation model and are not formal appraisals.

Source: Public records, and MLS sources where licensed

Update Frequency: Monthly

Median Estimated Value

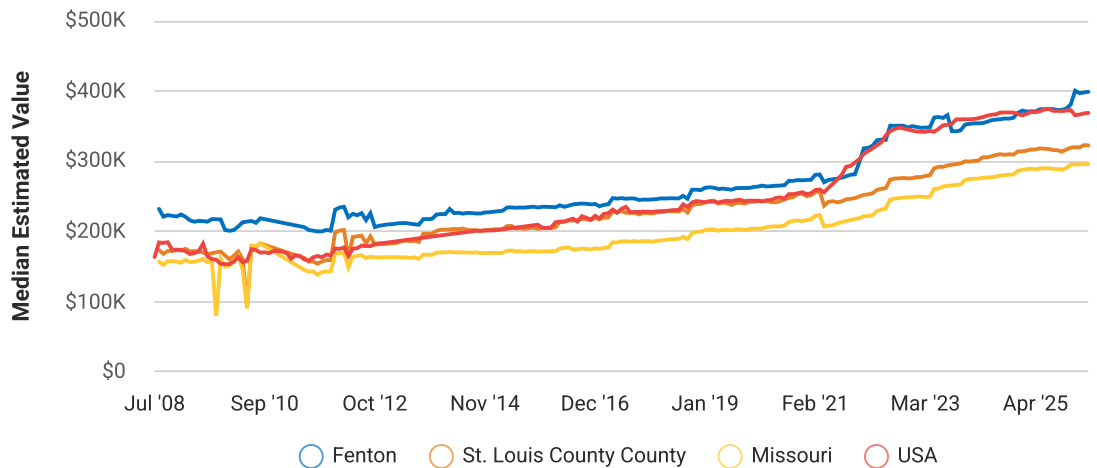
\$399,000

Last Month Change

+0.3%

12 Month Change

+7.6%



Fenton, Missouri

April 2026 Active Listings

Fenton, Missouri

Single Family + Condo/Townhouse/Apt.

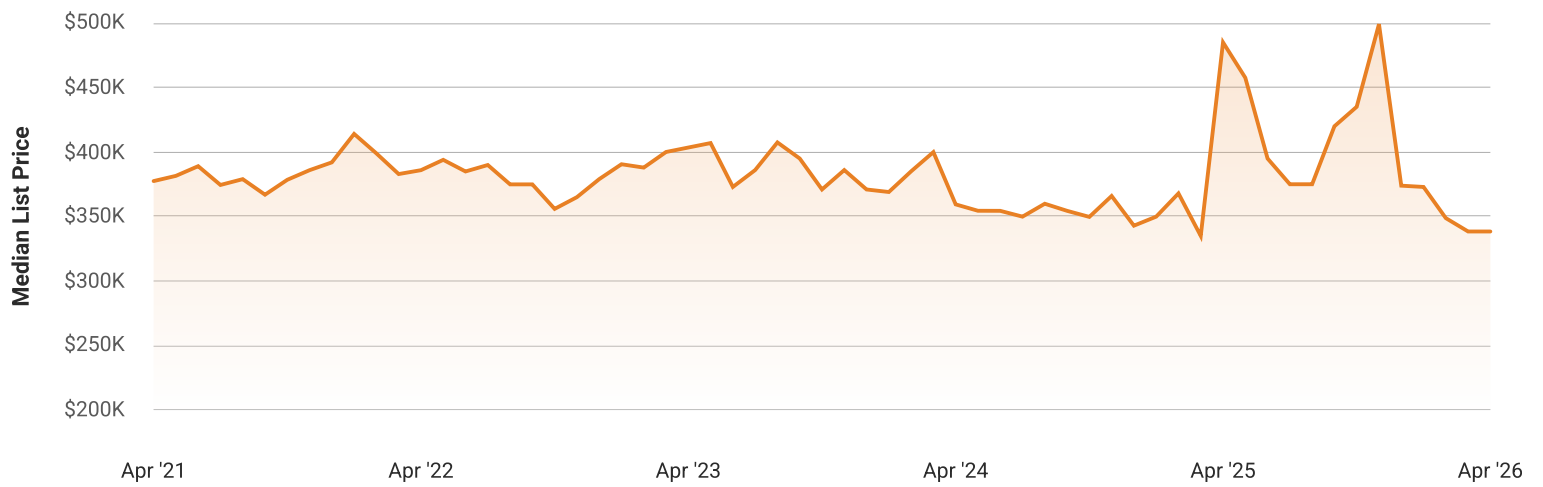
This graphic summarizes key statistics for properties that were in an active status on the last day of each month. RPR uses list date and a derived pending date to determine if the listing was active on the last day of the month. An end-of-month snapshot of active listings helps to understand inventory levels, price points and duration on the market.

Source: Listing sources

Update Frequency: Monthly

Median List Price - \$338,400

● 0% Month over Month



Fenton, Missouri

April 2026 Sold Listings

Fenton, Missouri

Single Family + Condo/Townhouse/Apt.

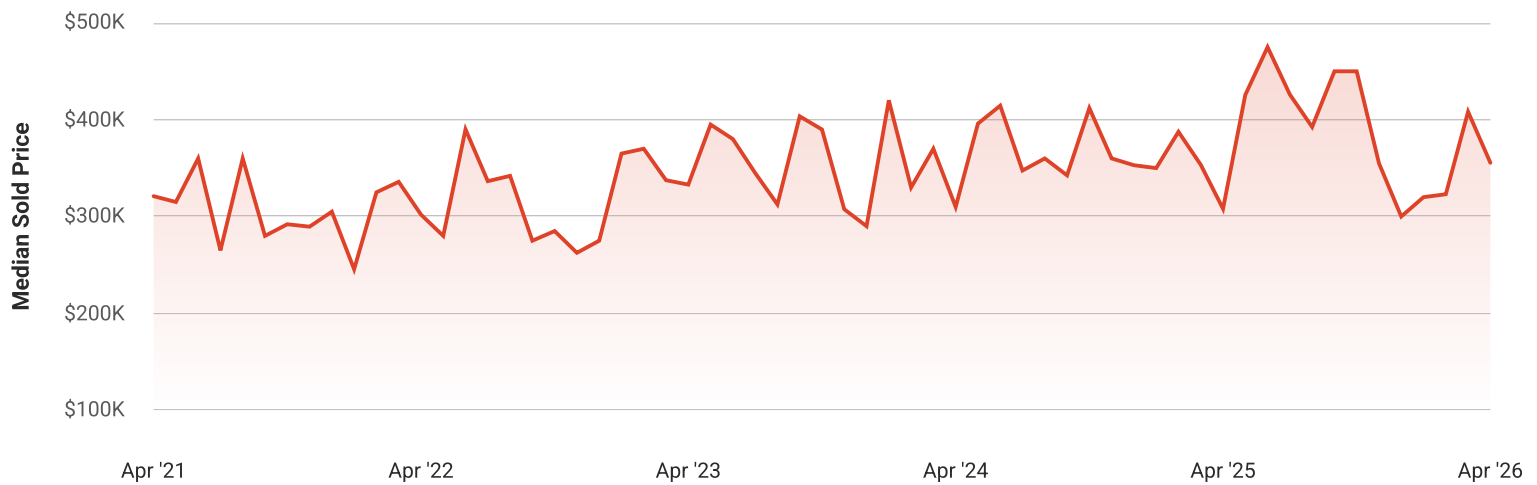
This graphic summarizes key statistics for properties that sold each month. RPR uses a derived sold date to determine when a property moved into a sold status within the given month. These statistics are important for understanding the price points on sold properties as well as the difference between the list price and sold price, which reveals whether buyers are paying over or under the asking price.

Source: Listing sources

Update Frequency: Monthly

Median Sold Price - \$355,500

↓ 12.9% Month over Month



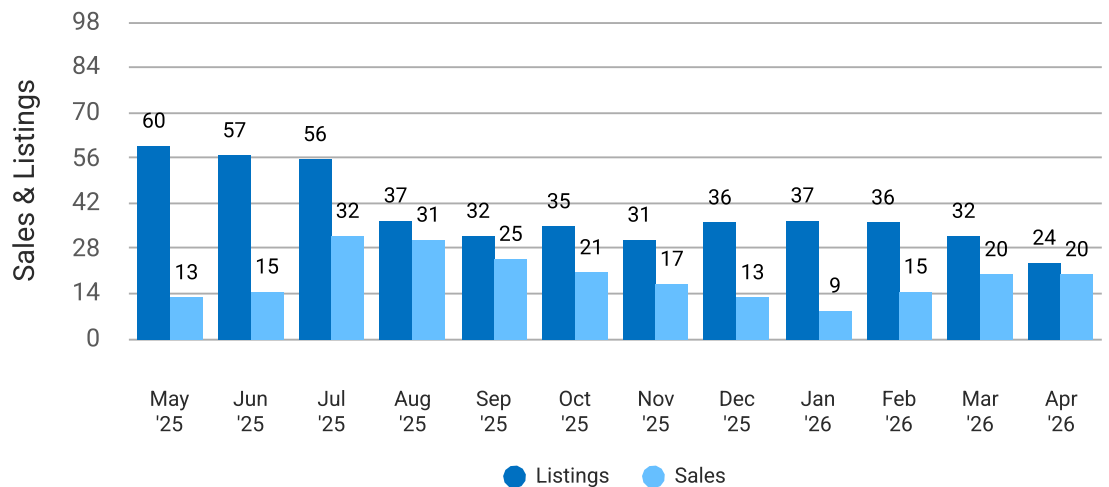
Total Sales and Active Listings in Fenton, Missouri

Single Family + Condo/Townhouse/Apt.

This graph compares the number of sales with the number of active listings in the local market.

Source: MLS data where licensed

Update Frequency: Monthly



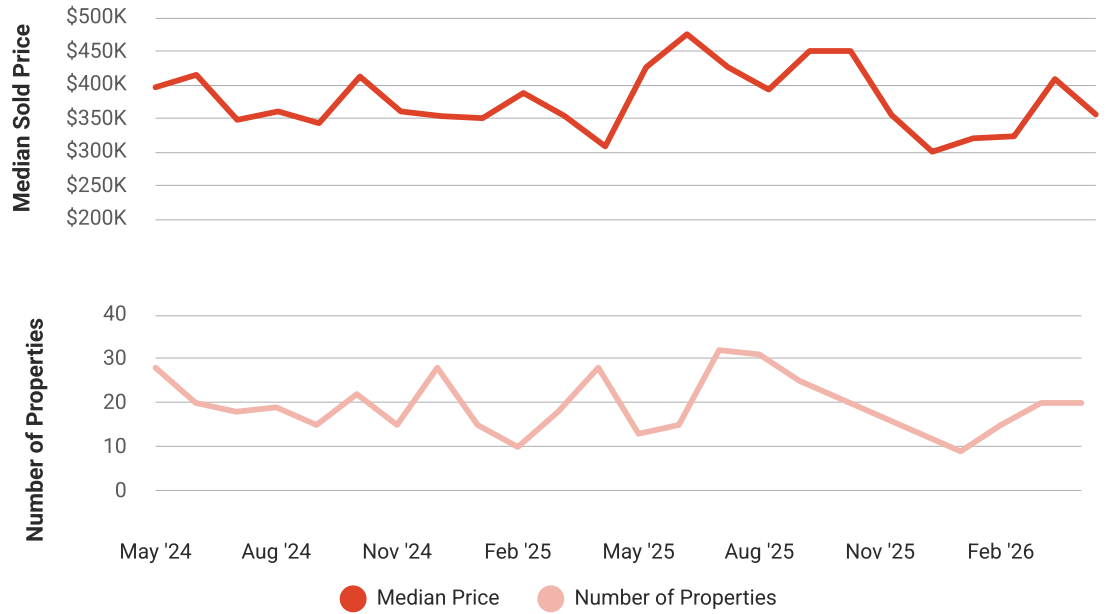
Median Sold Price vs Sold Listings in Fenton, Missouri

Single Family + Condo/Townhouse/Apt.

This chart compares the trend of median sold price and number of sold listings for the given location.

Source: Listing Data

Update Frequency: Monthly



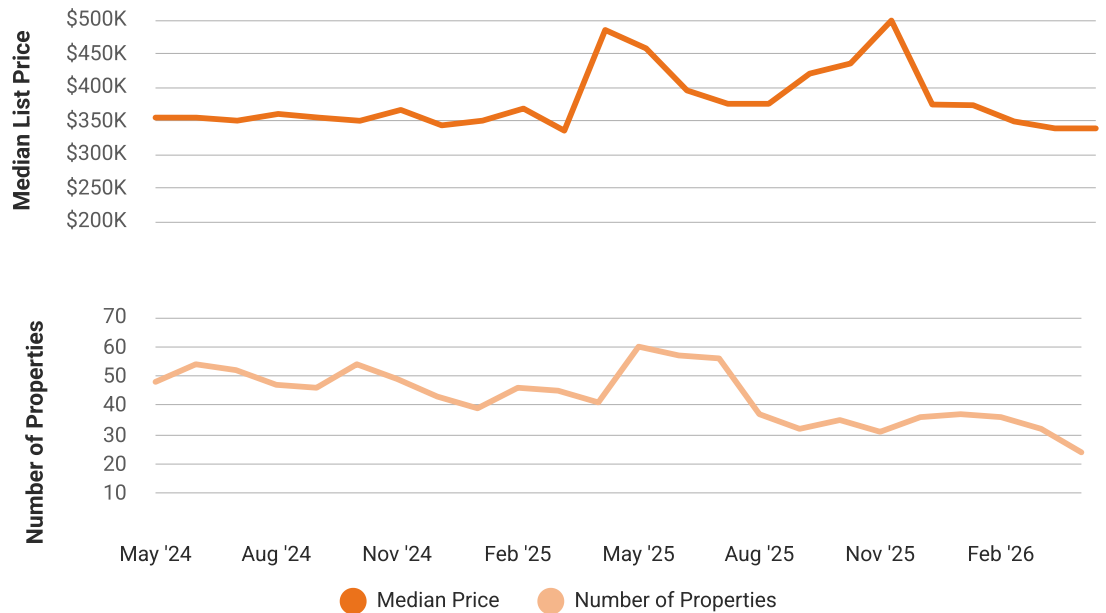
Median List Price vs Active Listings in Fenton, Missouri

Single Family + Condo/Townhouse/Apt.

This chart compares the trend of median list price and number of active properties for the given location.

Source: Listing Data

Update Frequency: Monthly



Market Snapshot

Value and Price Changes

	Current	Last Month	Last 3 Months	Last 12 Months	Last 24 Months	Last 36 Months
Median Est. Property Value Last Updated: 4/30/2026	\$399,000	\$398,000 +0.25%	\$400,500 -0.37%	\$370,950 +7.56%	\$354,370 +12.59%	\$348,000 +14.66%
Median Sold Price Last Updated: 4/30/2026	\$355,500	\$408,250 -12.92%	\$320,000 +11.09%	\$308,000 +15.42%	\$309,900 +14.71%	\$332,950 +6.77%
Median List Price Last Updated: 4/30/2026	\$338,400	\$338,400 0%	\$372,900 -9.25%	\$484,900 -30.21%	\$359,400 -5.84%	\$403,445 -16.12%

About this Data: Because some brokerages may choose not to include their MLS listing content within the RPR platform, the analysis contained in this report may not have been created using all the available listing data within this geographical market. Median estimated property values are generated by a valuation model and are not formal appraisals. Valuations are based on public records and MLS data where licensed. The Metrics displayed here reflect **All Residential Single Family, Condo, Townhouse and Apartment properties** data.

Market Activity

Market Activity Filters

Sort Order: Date

Maximum Properties Per Change Type: 10

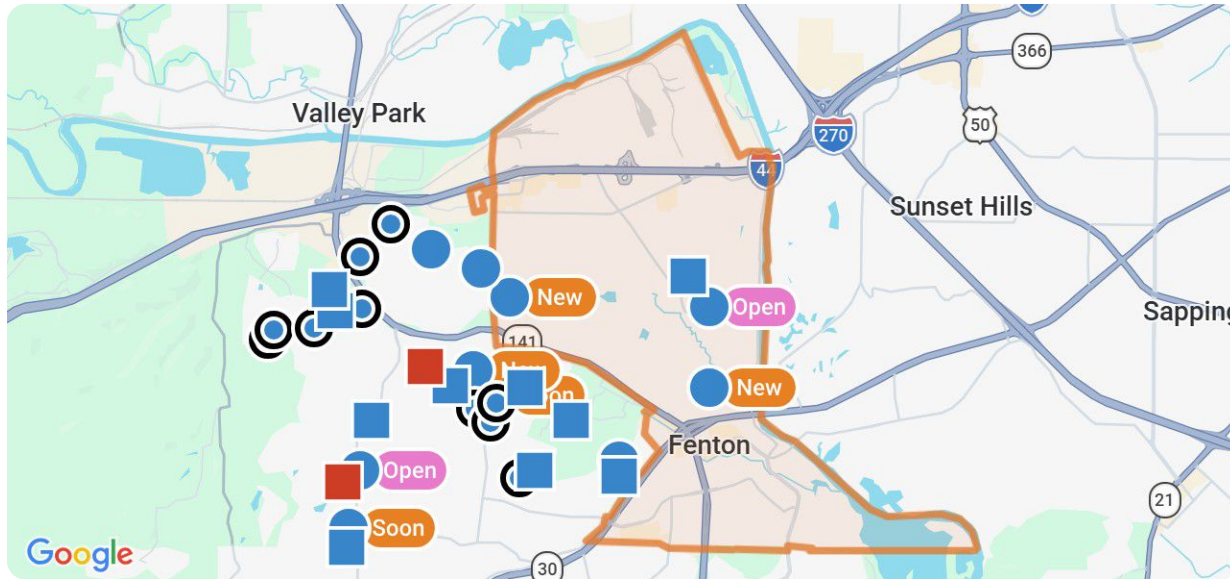
Change Types: New Listings, Pending, Closed, Distressed

Property Types: Single Family, Condo/Townhouse/Apt

Property Features: Sale Price: Any, Lease Price: Any, Beds: Any, Baths: Any, Living Area: Any, Lot Size (acre): Any, Year Built: Any

Summary

For Sale Activity in the Last 3 Months



Legend

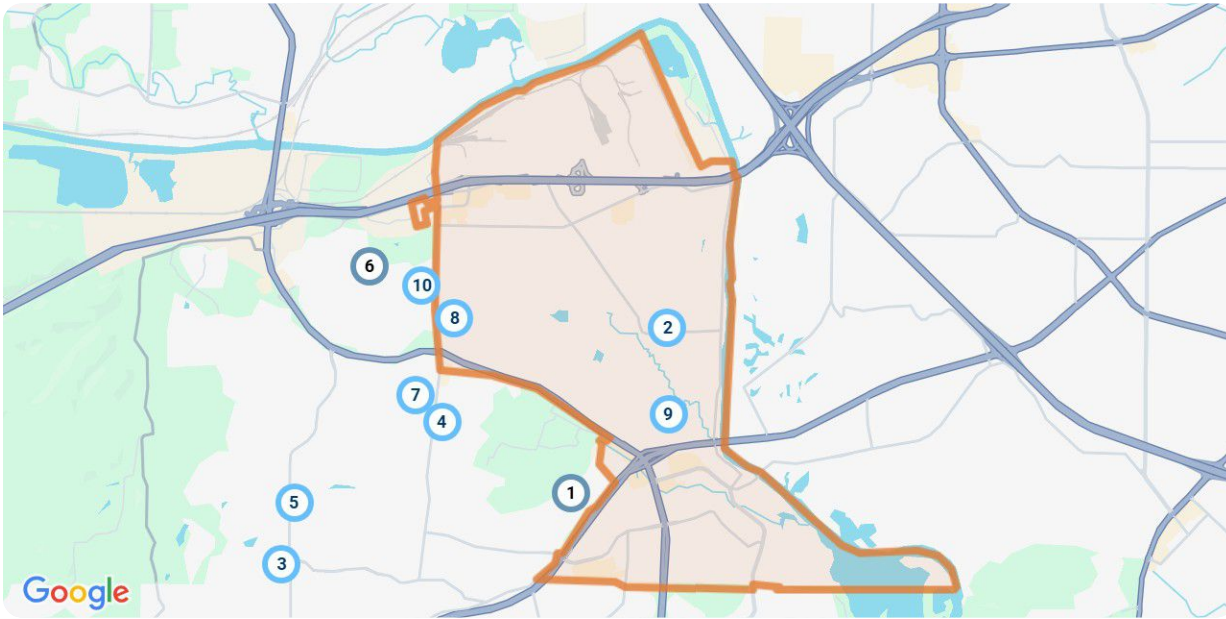
- For Sale
- For Sale Pending
- Recently Closed
- Distressed

	New	Pending	Closed	Distressed
Number of Properties	10	10	10	2
Lowest Listing Price / Est.Value	\$287,500	\$250,000	\$275,000	\$278,110
Median Listing Price / Est.Value	\$432,500	\$342,500	\$377,500	\$336,265
Highest Listing Price / Est.Value	\$749,900	\$699,900	\$725,000	\$394,420
Average Price / sqft	\$218	\$190	\$195	\$270
Median Price / sqft	\$210	\$190	\$189	\$270
Average Days in RPR	25	17	31	-
Median Days in RPR	17	13	25	-
Total Volume	\$4,644,200	\$3,789,500	\$4,354,500	\$672,530
Source	Listings	Listings	Public Records & Listings	Public Records & Listings

Market Activity Breakdown

New

Source: Listings



Legend

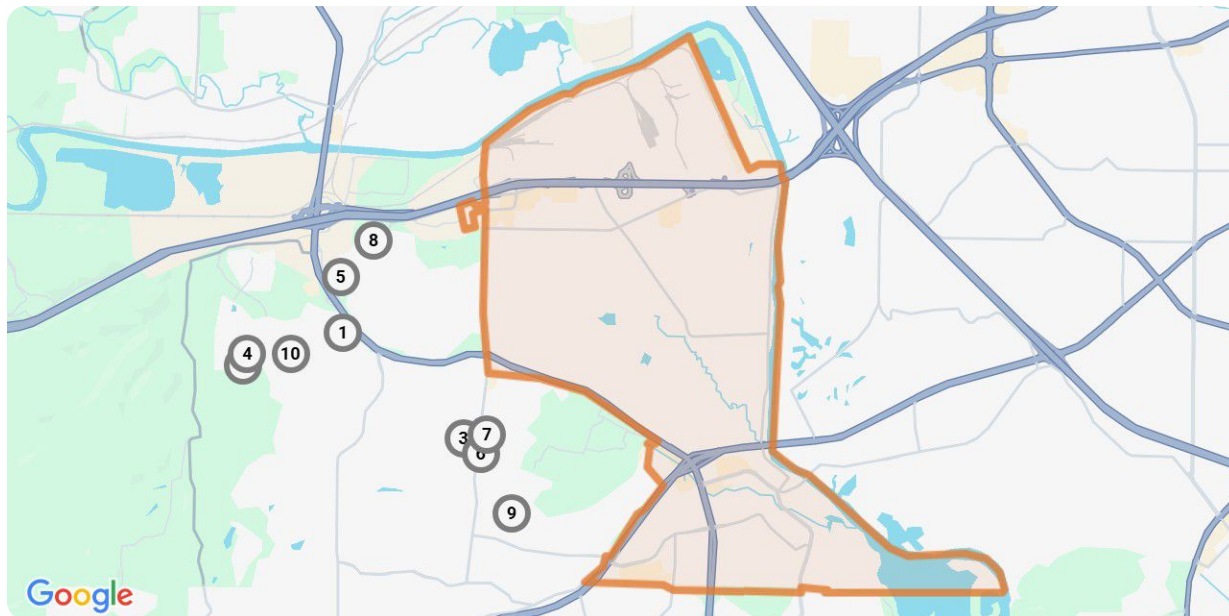
- Active For Sale
- Active Under Contract

New: 10 properties		Property Type	Beds / Baths	Living Area (sq ft)	Lot Size	Year Built	List Date / Days in RPR	List Price / \$ Per Sq Ft
1	 <p>690 Summer Top Cir Fenton, MO 63026 MLS ID: 26027741 ● Active Under Contract / For Sale</p> <p><i>Listing Courtesy of Worth Clark Realty</i></p>	Single Family	4/4	3,498	7,841 sqft	1995	5/5/2026 9 days	\$498,900 \$143/sq ft
2	 <p>154 Parkside Acres Dr Fenton, MO 63026 MLS ID: 26029448 ● Active / For Sale</p> <p><i>Listing Courtesy of Keller Williams Chesterfield</i></p>	Single Family	4/2	1,373	8,141 sqft	1977	5/6/2026 8 days	\$299,000 \$218/sq ft
3	 <p>962 Tree Trails Ln Fenton, MO 63026 MLS ID: 26026997 ● Active / For Sale</p> <p><i>Listing Courtesy of Coldwell Banker Realty - Gundaker</i></p>	Single Family	3/1	948	8,320 sqft	1976	5/1/2026 13 days	\$287,500 \$303/sq ft
4	 <p>23 Quail Woods Dr Fenton, MO 63026 MLS ID: 26028411 ● Active / For Sale</p> <p><i>Listing Courtesy of Realty Source</i></p>	Single Family	3/3	1,664	9,000 sqft	1977	4/30/2026 14 days	\$335,000 \$201/sq ft
5	 <p>1419 Sawyers Trail Ct Fenton, MO 63026 MLS ID: 26027244 ● Active / For Sale</p> <p><i>Listing Courtesy of Elevate Realty, LLC</i></p>	Single Family	4/4	3,000	0.29 acres	1987	4/29/2026 15 days	\$549,900 \$183/sq ft

New: 10 properties		Property Type	Beds / Baths	Living Area (sq ft)	Lot Size	Year Built	List Date / Days in RPR	List Price / \$ Per Sq Ft
	2120 Quirinal Ct Fenton, MO 63026 MLS ID: 26009684 ● Active Under Contract / For Sale <i>Listing Courtesy of Three Doors LLC</i>	Single Family	3/2	1,259	7,871 sqft	1965	3/2/2026 73 days	\$330,000 \$262/sq ft
	763 Wagon Ridge Dr Fenton, MO 63026 MLS ID: 26025352 ● Active / For Sale <i>Listing Courtesy of RE/MAX Best Choice St. Louis</i>	Single Family	3/2	1,428	0.27 acres	1977	4/25/2026 19 days	\$370,000 \$259/sq ft
	1029 Villa Gran Way Fenton, MO 63026 MLS ID: 26024719 ● Active / For Sale <i>Listing Courtesy of Keller Williams Realty St. Louis</i>	Single Family	5/4	2,880	0.33 acres	1989	4/22/2026 22 days	\$495,000 \$172/sq ft
	735 River Hills Dr Fenton, MO 63026 MLS ID: 26022772 ● Active / For Sale <i>Listing Courtesy of Coldwell Banker Realty - Gundaker West Regional</i>	Single Family	4/4	3,621	1.01 acres	1932	4/14/2026 30 days	\$729,000 \$201/sq ft
	1420 Fenway Dr Fenton, MO 63026 MLS ID: 26019626 ● Active / For Sale <i>Listing Courtesy of Alexander Realty Inc</i>	Single Family	4/4	3,184	9,583 sqft	2004	3/31/2026 44 days	\$749,900 \$236/sq ft











Pending

Source: Listings



Legend

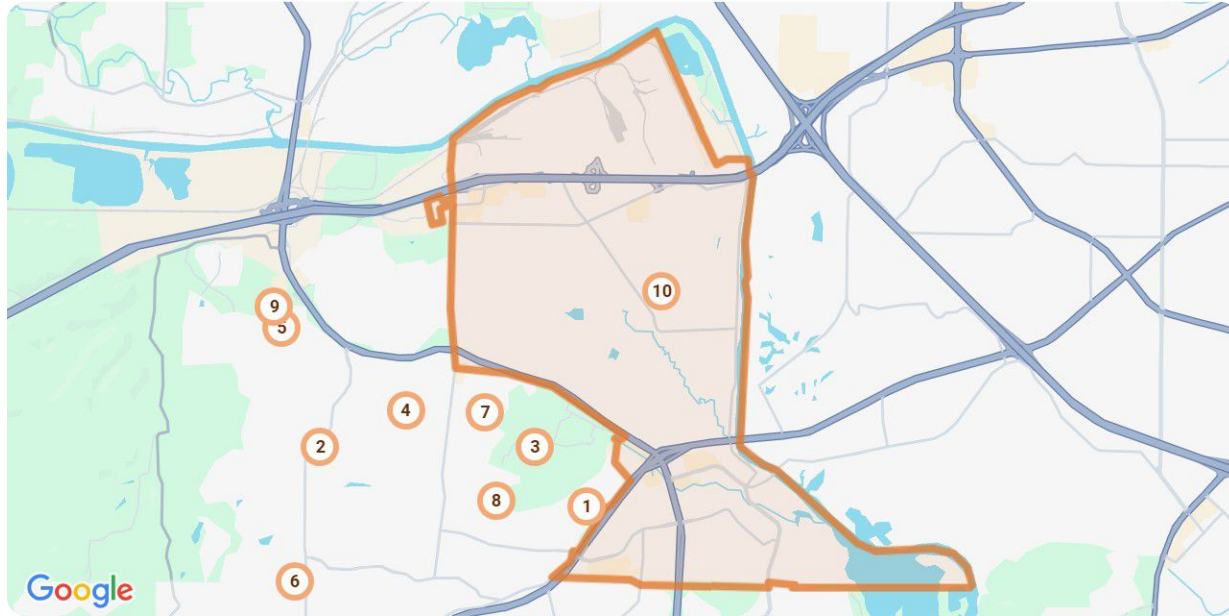
● Pending

Pending: 10 properties		Property Type	Beds / Baths	Living Area (sq ft)	Lot Size / Year Built	List Date	List Price / \$ Per Sq Ft	Pending Date / Days in RPR
1	 <p>1783 Deepdale Ct Fenton, MO 63026 MLS ID: 26027594 Pending / For Sale</p> <p><i>Listing Courtesy of Coldwell Banker Realty - Gundaker</i></p>	Single Family	2/2	2,019	4,356 sqft 2007	5/4/2026	\$360,000 \$178/sq ft	5/13/2026 9 days
2	 <p>2117 Avalon View Dr Fenton, MO 63026 MLS ID: 26021834 Pending / For Sale</p> <p><i>Listing Courtesy of Worth Clark Realty</i></p>	Single Family	4/5	4,019	9,148 sqft 2000	4/6/2026	\$699,900 \$174/sq ft	5/9/2026 33 days
3	 <p>1338 Greenmar Dr Fenton, MO 63026 MLS ID: 26025130 Pending / For Sale</p> <p><i>Listing Courtesy of Wood Brothers Realty</i></p>	Single Family	2/1	1,238	7,562 sqft 1973	4/27/2026	\$279,900 \$226/sq ft	5/5/2026 8 days
4	 <p>2041 Avalon Ridge Cir Fenton, MO 63026 MLS ID: 26025131 Pending / For Sale</p> <p><i>Listing Courtesy of Coldwell Banker Realty - Gundaker</i></p>	Single Family	3/2	2,170	9,148 sqft 1999	4/23/2026	\$449,900 \$207/sq ft	5/4/2026 11 days
5	 <p>2009 Brutus Ct Fenton, MO 63026 MLS ID: 26022770 Pending / For Sale</p> <p><i>Listing Courtesy of Keller Williams Chesterfield</i></p>	Single Family	3/3	2,461	10,097 sqft 1966	4/13/2026	\$330,000 \$134/sq ft	5/4/2026 21 days
6	 <p>669 Green Hedge Dr Fenton, MO 63026 MLS ID: 26011072 Pending / For Sale</p> <p><i>Listing Courtesy of RedKey Realty Leaders</i></p>	Single Family	3/2	1,114	8,250 sqft 1971	3/30/2026	\$250,000 \$224/sq ft	5/4/2026 35 days
7	 <p>1290 Greenmar Dr Fenton, MO 63026 MLS ID: 26025780 Pending / For Sale</p> <p><i>Listing Courtesy of Realty Executives of St. Louis</i></p>	Single Family	3/2	1,101	0.28 acres 1971	4/27/2026	\$289,900 \$263/sq ft	5/3/2026 6 days
8	 <p>2204 Valley Park Rd Fenton, MO 63026 MLS ID: 26021059 Pending / For Sale</p> <p><i>Listing Courtesy of Berkshire Hathaway HomeServices Select Properties</i></p>	Single Family	4/2	2,010	7,501 sqft 1963	4/9/2026	\$299,900 \$149/sq ft	5/3/2026 24 days
9	 <p>557 May Valley Dr Fenton, MO 63026 MLS ID: 26023805 Pending / For Sale</p> <p><i>Listing Courtesy of Berkshire Hathaway HomeServices Select Properties</i></p>	Single Family	4/3	2,569	8,821 sqft 1978	4/20/2026	\$355,000 \$138/sq ft	4/27/2026 7 days
10	 <p>1661 Praise Blvd Fenton, MO 63026 MLS ID: 26022057 Pending / For Sale</p> <p><i>Listing Courtesy of Coldwell Banker Realty - Gundaker</i></p>	Single Family	3/3	2,344	0.25 acres 1990	4/13/2026	\$475,000 \$203/sq ft	4/27/2026 14 days

Fenton, Missouri

Closed

Source: Public Records and Listings



Legend

● Closed

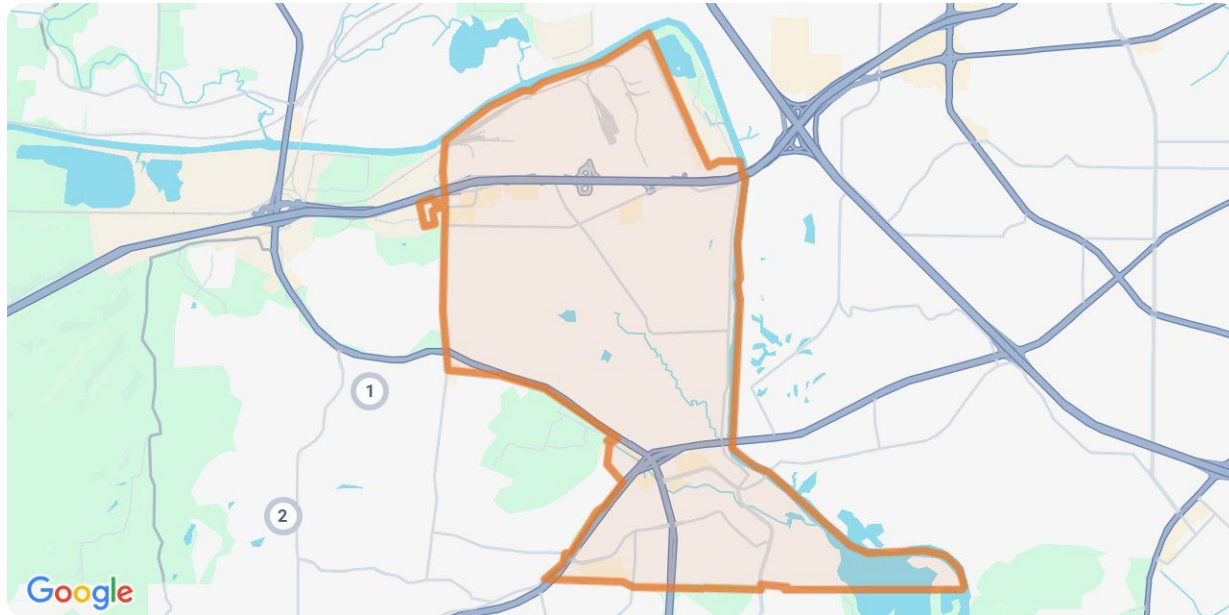
Closed: 10 properties		Property Type	Beds / Baths	Living Area (sq ft)	Lot Size / Year Built	Closed Date / Days in RPR	Closed Price / \$ Per Sq Ft	List to Sold Price %
1	 <p>740 Spring Crest Ct Fenton, MO 63026 MLS ID: 26007073 ■ Closed / For Sale <i>Courtesy of Compass Realty Group</i></p>	Single Family	4/4	3,652	7,405 sqft 1994	5/13/2026 68 days	\$520,000 \$142/sq ft	↑ 6.12%
2	 <p>818 Summit Glen Ct Fenton, MO 63026 MLS ID: 26018044 ■ Closed / For Sale <i>Courtesy of Wright Living Real Estate, LLC</i></p>	Single Family	4/4	4,928	0.28 acres 2002	5/11/2026 9 days	\$725,000 \$147/sq ft	↓ 3.2%
3	 <p>564 Oakwood Dr Fenton, MO 63026 MLS ID: 26013982 ■ Closed / For Sale <i>Courtesy of Allen Brake Real Estate</i></p>	Single Family	5/4	4,259	0.25 acres 2002	5/5/2026 36 days	\$702,000 \$165/sq ft	↑ 8.02%
4	 <p>708 Vanderville Dr Fenton, MO 63026 MLS ID: 26019418 ■ Closed / For Sale <i>Courtesy of Realty Executives Premiere</i></p>	Single Family	3/2	988	7,501 sqft 1969	5/5/2026 3 days	\$280,000 \$283/sq ft	↑ 1.82%
5	 <p>61 Majestic Ct Fenton, MO 63026 MLS ID: 26015950 ■ Closed / For Sale <i>Courtesy of Keller Williams Realty St. Louis</i></p>	Single Family	3/2	1,947	10,454 sqft 1984	5/4/2026 18 days	\$410,000 \$211/sq ft	↑ 17.14%



Closed: 10 properties		Property Type	Beds / Baths	Living Area (sq ft)	Lot Size / Year Built	Closed Date / Days in RPR	Closed Price / \$ Per Sq Ft	List to Sold Price %
6	 1226 Kings Trail Ln Fenton, MO 63026 MLS ID: 26013629 Closed / For Sale <i>Courtesy of Coldwell Banker Realty - Gundaker</i>	Single Family	3/2	1,859	7,501 sqft / 1977	5/1/2026 / 40 days	\$342,500 / \$184/sq ft	↑ 10.52%
7	 63 Smoke Tree Dr Fenton, MO 63026 MLS ID: 26018247 Closed / For Sale <i>Courtesy of Genstone Realty</i>	Single Family	3/2	1,071	7,562 sqft / 1972	4/30/2026 / 31 days	\$275,000 / \$257/sq ft	-
8	 520 May Valley Dr Fenton, MO 63026 MLS ID: 26016015 Closed / For Sale <i>Courtesy of Realty Executives of St. Louis</i>	Single Family	3/2	1,778	8,433 sqft / 1983	4/29/2026 / 6 days	\$345,000 / \$194/sq ft	↑ 1.5%
9	 17 Praise Ct Fenton, MO 63026 MLS ID: 26014021 Closed / For Sale <i>Courtesy of Coldwell Banker Realty - Gundaker</i>	Single Family	4/3	2,768	0.3 acres / 1985	4/28/2026 / 16 days	\$440,000 / \$159/sq ft	↓ 1.12%
10	 384 Peffer Ln Fenton, MO 63026 MLS ID: 26006052 Closed / For Sale <i>Courtesy of Coldwell Banker Realty - Gundaker</i>	Single Family	3/1	1,489	0.31 acres / 1961	4/24/2026 / 81 days	\$315,000 / \$212/sq ft	↑ 5.35%

Distressed



Source: Public Records and Listings



Legend

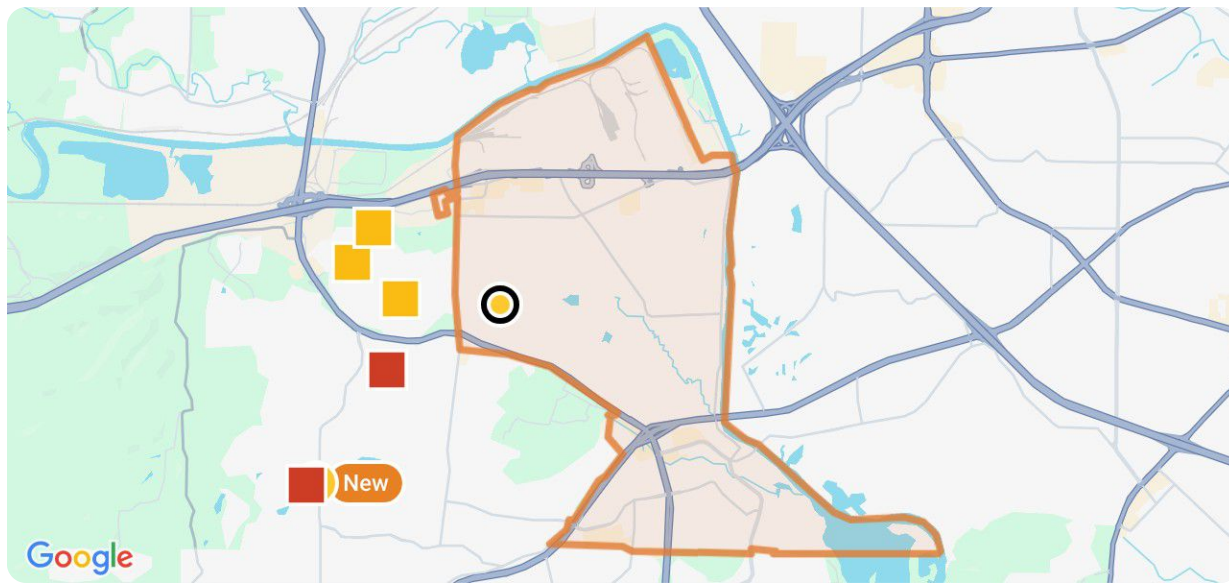
- Off Market, Hold, Withdrawn, Expired, or Canceled



Distressed: 2 properties		Property Type	Beds / Baths	Living Area (sq ft)	Lot Size / Year Built	List Date / Days in RPR	List Price / \$ Per Sq Ft	Distressed Date / Type
1	 <p>1478 Flora Del Dr Fenton, MO 63026 Off Market / Public Record</p>	Single Family	3/3	1,836	9,953 sqft 1984	- - days	- \$215/sq ft	3/19/2026 Notice of Foreclosure Sale
2	 <p>1227 Perdiz Ln Fenton, MO 63026 Off Market / Public Record</p>	Single Family	3/2	856	7,745 sqft 1972	- - days	- \$325/sq ft	3/17/2026 Notice of Foreclosure Sale

Summary

For Lease Activity in the Last 3 Months



Legend

- For Lease
- For Lease Pending
- Distressed
- Recently Leased

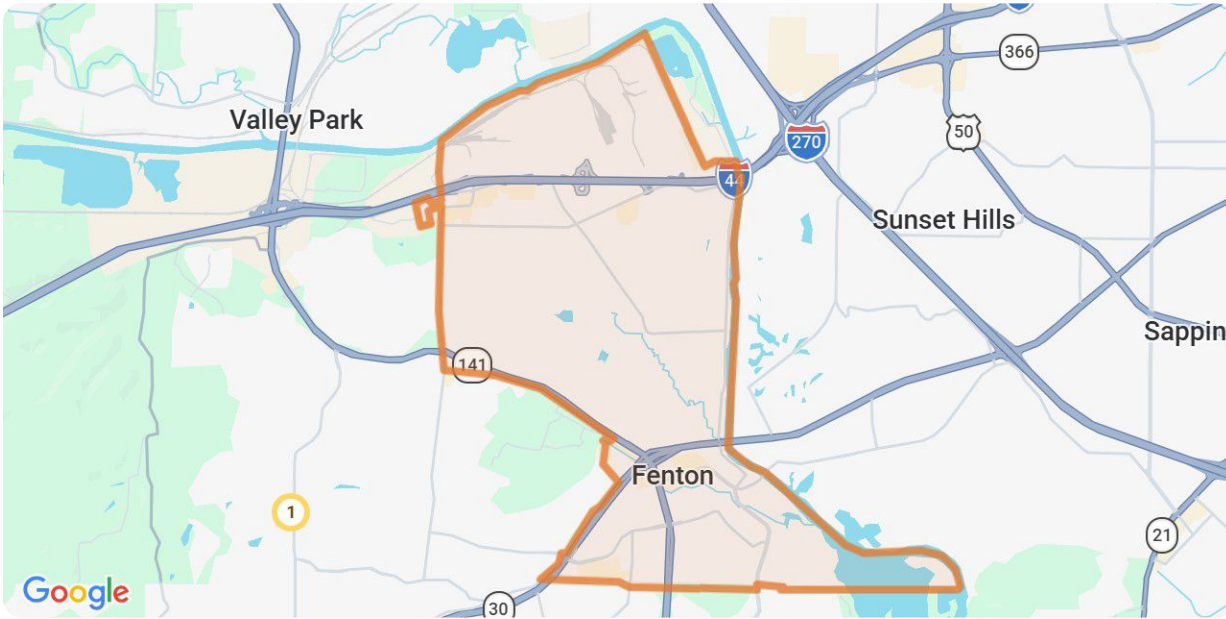
	New	Pending	Closed	Distressed
Number of Properties	1	1	3	2
Lowest Listing Price / Est.Value	\$1,950	\$3,000	\$1,500	\$278,110
Median Listing Price / Est.Value	\$1,950	\$3,000	\$1,995	\$336,265
Highest Listing Price / Est.Value	\$1,950	\$3,000	\$2,100	\$394,420
Average Price / sqft	\$1	\$1	\$2	\$270
Median Price / sqft	\$1	\$1	\$2	\$270
Average Days in RPR	7	89	17	-
Median Days in RPR	7	89	12	-
Total Volume	\$1,950	\$3,000	\$5,595	\$672,530
Source	Listings	Listings	Public Records & Listings	Public Records & Listings

Fenton, Missouri

Market Activity Breakdown

New


Source: Listings



Legend

● Active For Lease

New: 1 properties		Property Type	Beds / Baths	Living Area (sq ft)	Lot Size	Year Built	List Date / Days in RPR	List Price / \$ Per Sq Ft
-------------------	--	---------------	--------------	---------------------	----------	------------	-------------------------	---------------------------

1	 <p>1529 Codorniz Ln Fenton, MO 63026 MLS ID: 26028769</p> <p>● Active / For Lease</p>	Single Family	3/2	1,600	8,184 sqft	1972	5/7/2026 7 days	\$1,950 mo. \$1/sq ft
---------------------------------------	--	---------------	-----	-------	------------	------	--------------------	--------------------------

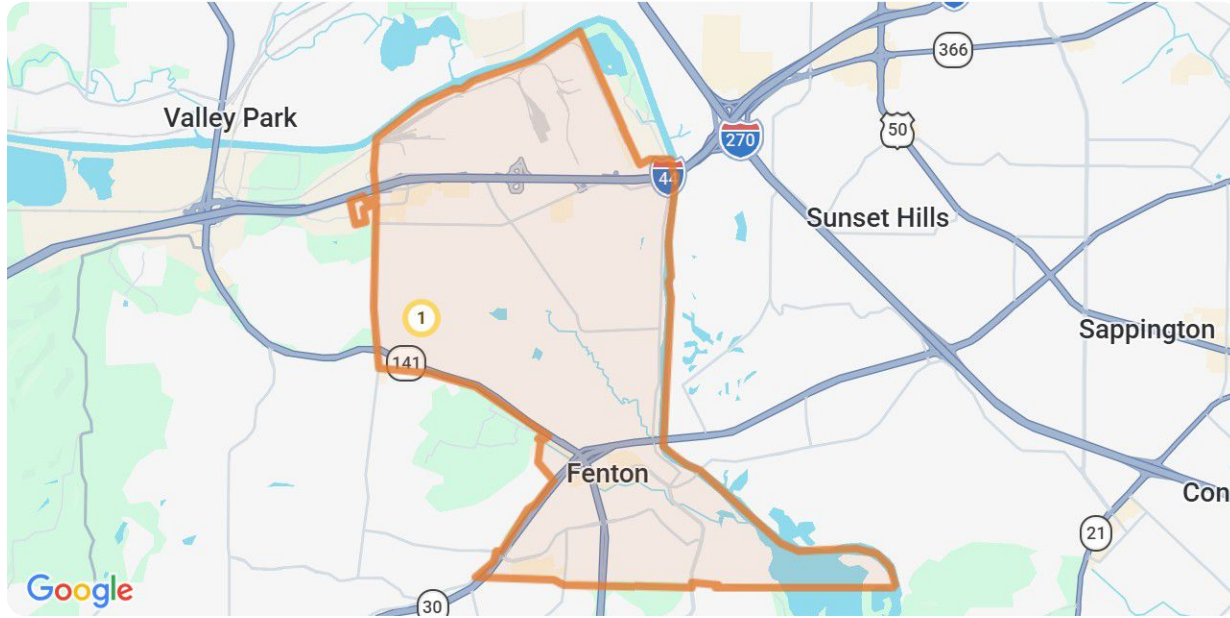
Courtesy of Select Group Realty



Fenton, Missouri


Pending

Source: Listings



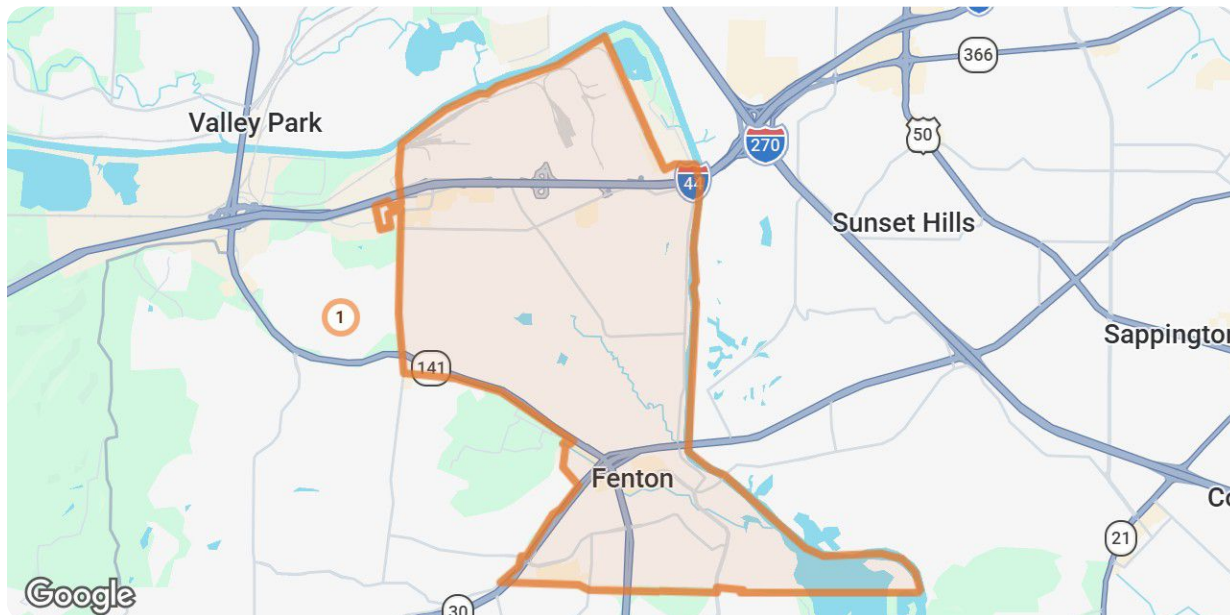
Legend

● Active For Lease

Pending: 1 properties		Property Type	Beds / Baths	Living Area (sq ft)	Lot Size / Year Built	List Date	List Price / \$ Per Sq Ft	Pending Date / Days in RPR
1	 <p>961 Villa Gran Way Fenton, MO 63026 MLS ID: 26006880</p> <p>● Pending / For Lease</p> <p><i>Courtesy of Select Group Realty</i></p>	Single Family	5/4	3,300	10,018 sqft 1987	2/7/2026	\$3,000 mo. \$1/sq ft	5/7/2026 89 days

Closed




Source: Public Records and Listings



Legend

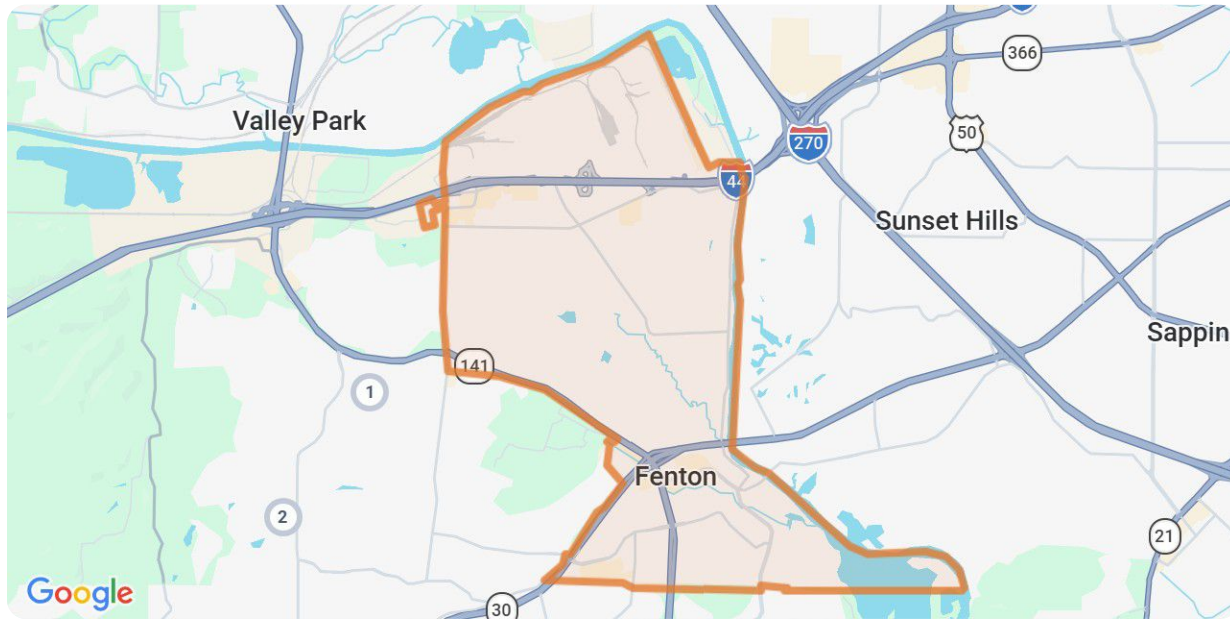
● Closed



Closed: 3 properties		Property Type	Beds / Baths	Living Area (sq ft)	Lot Size / Year Built	Closed Date / Days in RPR	Closed Price / \$ Per Sq Ft	List to Sold Price %
1	 <p>2113 Pincian Dr Fenton, MO 63026 MLS ID: 26017739 Closed / For Lease</p> <p><i>Courtesy of Rooted Real Estate & Auction Co.</i></p>	Single Family	2/1	768	7,501 sqft / 1964	4/20/2026 / 27 days	- / \$2/sq ft	-
2	 <p>2313 Esquiline Dr Fenton, MO 63026 MLS ID: 26014873 Closed / For Lease</p> <p><i>Courtesy of RE/MAX Results</i></p>	Single Family	3/2	1,101	9,086 sqft / 1965	3/27/2026 / 12 days	- / \$2/sq ft	-
3	 <p>1715 Dover Trace Dr Fenton, MO 63026 MLS ID: 26009727 Closed / For Lease</p> <p><i>Courtesy of Avenue Real Estate Group</i></p>	Single Family	3/2	988	7,492 sqft / 1970	3/14/2026 / 11 days	- / \$2/sq ft	-



Distressed

Source: Public Records and Listings



Legend

- Off Market, Hold, Withdrawn, Expired, or Canceled

Distressed: 2 properties		Property Type	Beds / Baths	Living Area (sq ft)	Lot Size / Year Built	List Date / Days in RPR	List Price / \$ Per Sq Ft	Distressed Date / Type
1	 <p>1478 Flora Del Dr Fenton, MO 63026 Off Market / Public Record</p>	Single Family	3/3	1,836	9,953 sqft / 1984	- / - days	- / \$215/sq ft	3/19/2026 / Notice of Foreclosure Sale
2	 <p>1227 Perdiz Ln Fenton, MO 63026 Off Market / Public Record</p>	Single Family	3/2	856	7,745 sqft / 1972	- / - days	- / \$325/sq ft	3/17/2026 / Notice of Foreclosure Sale



About RPR

- RPR® is the nation's largest property database, exclusively for REALTORS®. It empowers REALTORS® to help buyers and sellers make informed decisions, backed by a real estate database covering more than 160 million residential and commercial properties in the United States.
- RPR is a wholly owned subsidiary of the National Association of REALTORS® and a member benefit to REALTORS®.
- RPR's data sources range from MLSs and county-level tax and assessment offices, to the U.S. Census and FEMA, to specialty data set providers such as Esri (consumer data), Niche (school information) and Precisely (geographic boundaries).

Learn More

For more information about RPR, please visit RPR's public website: <https://blog.narrpr.com>



RPR®

