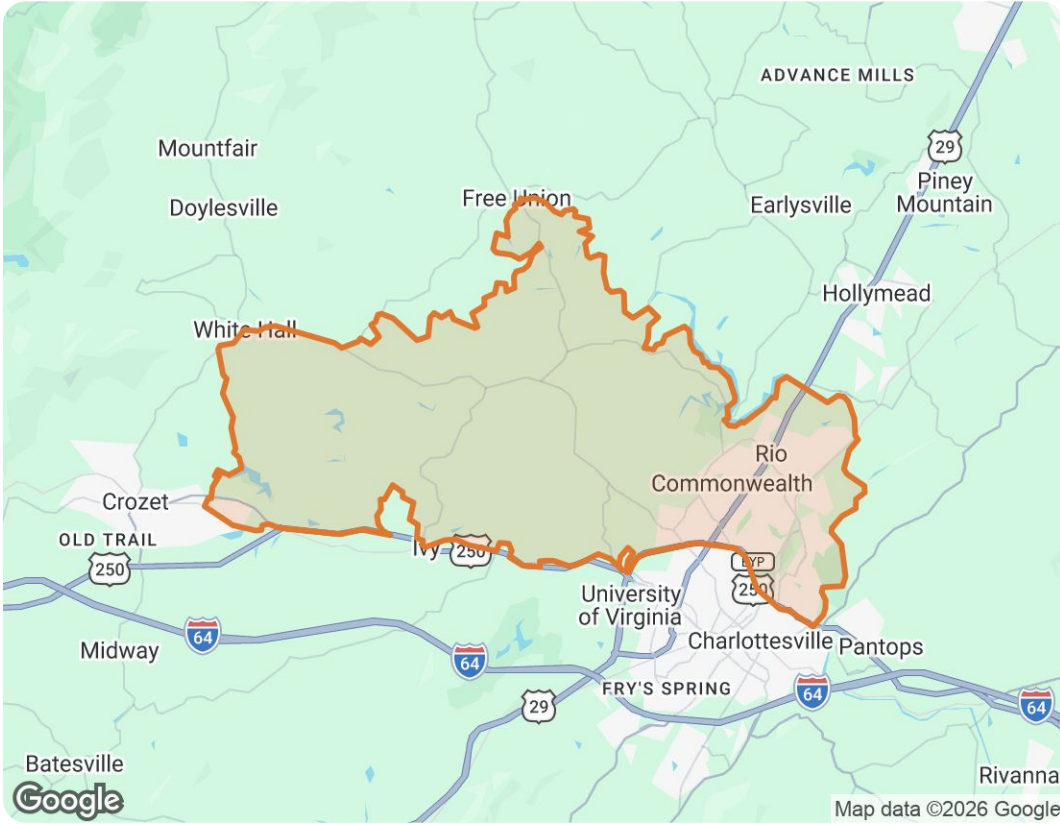


Charlottesville, VA 22901



Catherine Richmond

Associate Broker | GRI, ABR, SRES, GRN

California Real Estate License #02248160

📞 Work 434-422-1219 | 📞 Mobile (434)422-1219

✉ catherinerichmondrealtor@gmail.com

🌐 exprealty.com



Exp Realty

300 Corporate Dr. STE 301

Stafford, VA 22554



Charlottesville, VA 22901

May 2026 Active Listings

Charlottesville, VA 22901

Single Family + Condo/Townhouse/Apt.

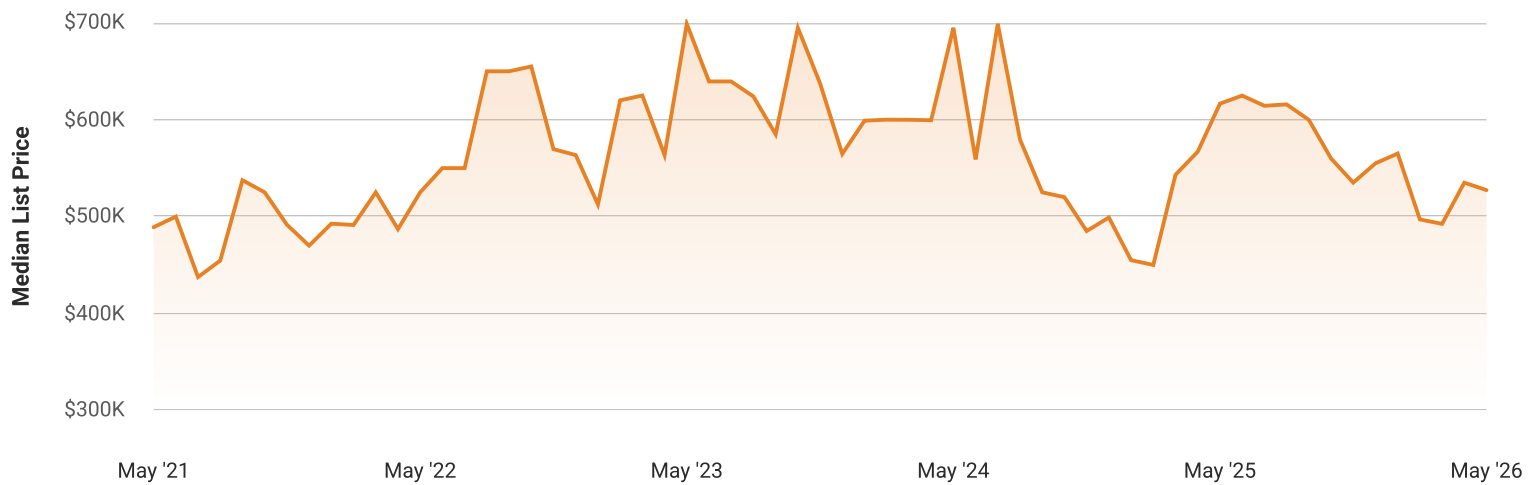
This graphic summarizes key statistics for properties that were in an active status on the last day of each month. RPR uses list date and a derived pending date to determine if the listing was active on the last day of the month. An end-of-month snapshot of active listings helps to understand inventory levels, price points and duration on the market.

Source: Listing sources

Update Frequency: Monthly

Median List Price - \$527,257

↓ 1.4% Month over Month



Charlottesville, VA 22901

May 2026 Sold Listings

Charlottesville, VA 22901

Single Family + Condo/Townhouse/Apt.

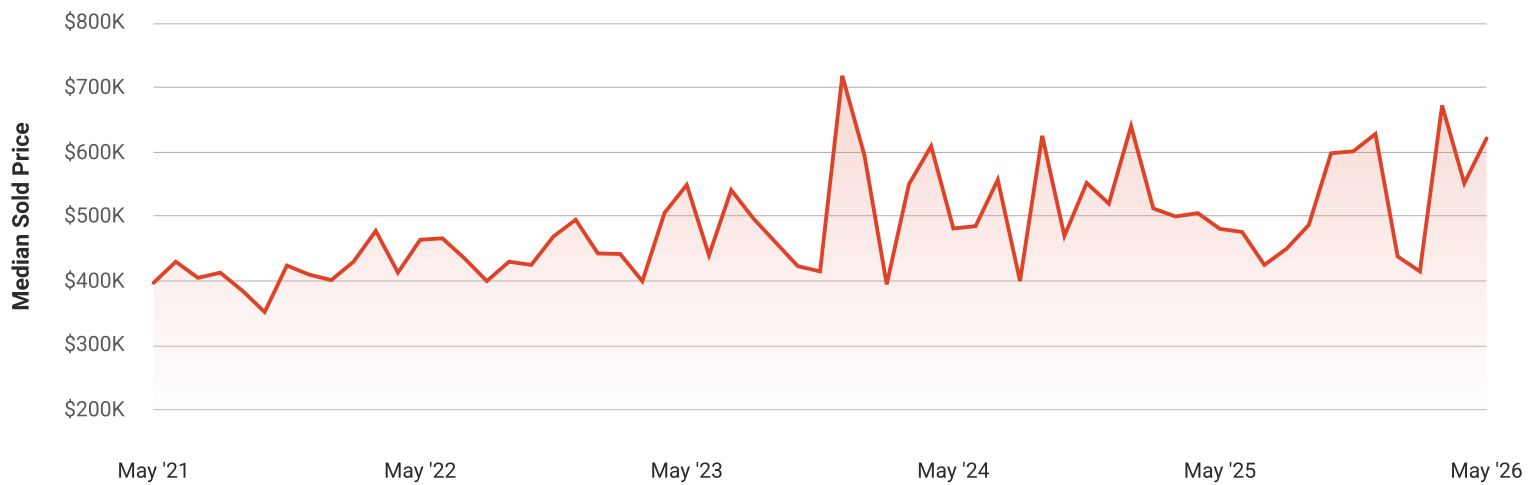
This graphic summarizes key statistics for properties that sold each month. RPR uses a derived sold date to determine when a property moved into a sold status within the given month. These statistics are important for understanding the price points on sold properties as well as the difference between the list price and sold price, which reveals whether buyers are paying over or under the asking price.

Source: Listing sources

Update Frequency: Monthly

Median Sold Price - \$620,975

↑ 12.6% Month over Month



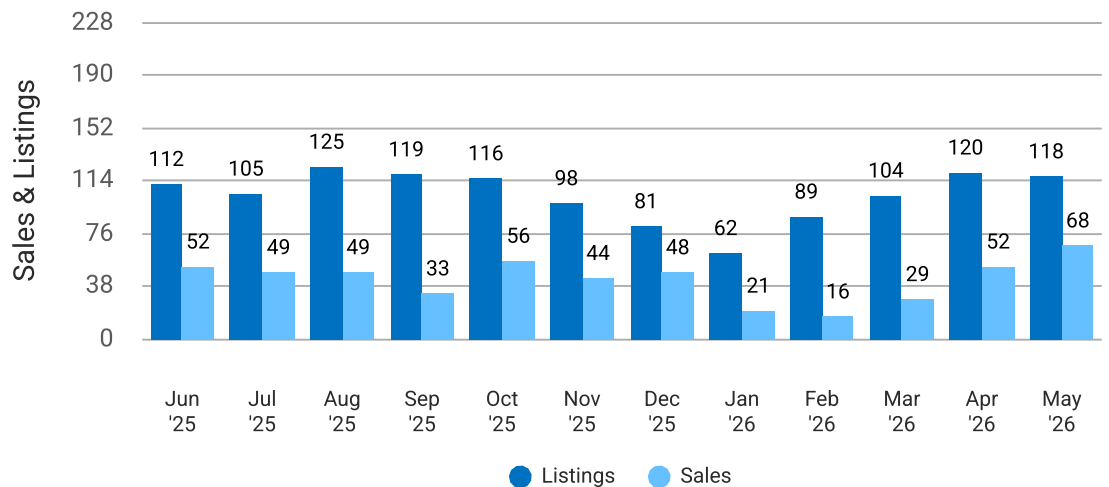
Total Sales and Active Listings in Charlottesville, VA 22901

Single Family + Condo/Townhouse/Apt.

This graph compares the number of sales with the number of active listings in the local market.

Source: MLS data where licensed

Update Frequency: Monthly



Charlottesville, VA 22901



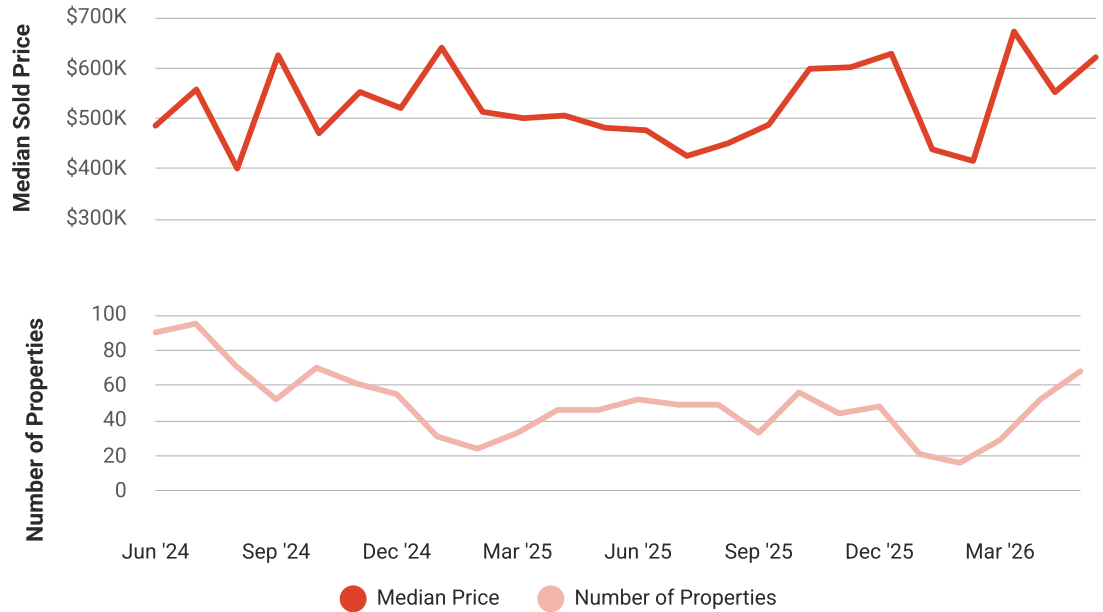
Median Sold Price vs Sold Listings in Charlottesville, VA 22901

Single Family + Condo/Townhouse/Apt.

This chart compares the trend of median sold price and number of sold listings for the given location.

Source: Listing Data

Update Frequency: Monthly



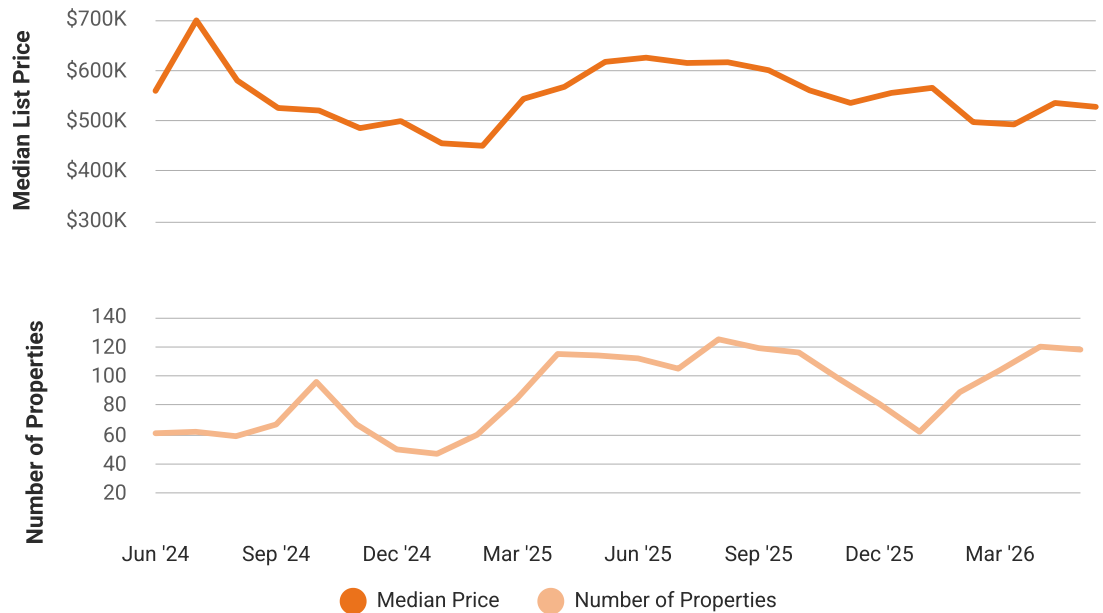
Median List Price vs Active Listings in Charlottesville, VA 22901

Single Family + Condo/Townhouse/Apt.

This chart compares the trend of median list price and number of active properties for the given location.

Source: Listing Data

Update Frequency: Monthly



Market Snapshot

Value and Price Changes

	Current	Last Month	Last 3 Months	Last 12 Months	Last 24 Months	Last 36 Months
Median Est. Property Value Last Updated: 5/31/2026	\$486,590	\$491,040 -0.91%	\$493,380 -1.38%	\$486,430 +0.03%	\$472,080 +3.07%	\$442,000 +10.09%
Median Sold Price Last Updated: 5/31/2026	\$620,975	\$551,583 +12.58%	\$415,000 +49.63%	\$480,856 +29.14%	\$481,500 +28.97%	\$549,000 +13.11%
Median List Price Last Updated: 5/31/2026	\$527,257	\$535,000 -1.45%	\$497,000 +6.09%	\$616,588 -14.49%	\$695,000 -24.14%	\$699,000 -24.57%

About this Data: Because some brokerages may choose not to include their MLS listing content within the RPR platform, the analysis contained in this report may not have been created using all the available listing data within this geographical market.
 Median estimated property values are generated by a valuation model and are not formal appraisals. Valuations are based on public records and MLS data where licensed. The Metrics displayed here reflect **All Residential Single Family, Condo, Townhouse and Apartment properties** data.

Market Activity

Market Activity Filters

Sort Order: Date

Maximum Properties Per Change Type: 10

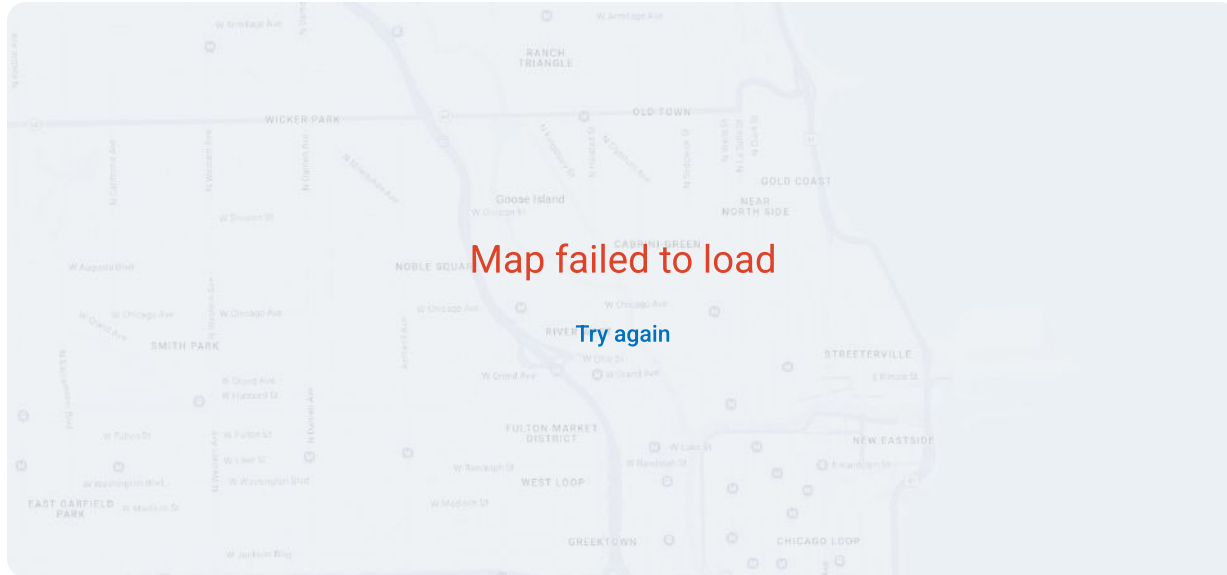
Change Types: New Listings, Pending, Closed, Distressed

Property Types: Single Family, Condo/Townhouse/Apt

Property Features: Sale Price: Any, Lease Price: Any, Beds: Any, Baths: Any, Living Area: Any, Lot Size (acre): Any, Year Built: Any

Summary

For Sale Activity in the Last 3 Months



Legend

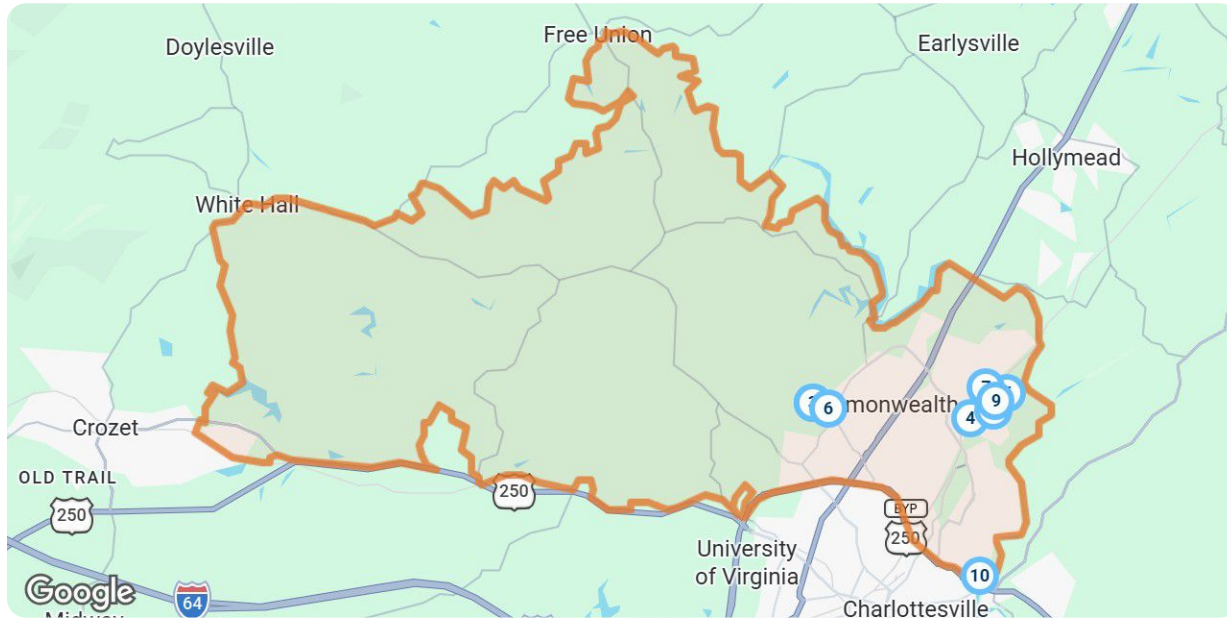
- For Sale
- For Sale Pending
- Recently Closed
- Distressed

	New	Pending	Closed	Distressed
Number of Properties	10	10	10	5
Lowest Listing Price / Est.Value	\$336,000	\$330,695	\$300,000	\$370,280
Median Listing Price / Est.Value	\$610,590	\$450,000	\$683,156	\$436,820
Highest Listing Price / Est.Value	\$1,200,000	\$720,000	\$1,100,000	\$621,770
Average Price / sqft	\$254	\$245	\$264	\$351
Median Price / sqft	\$252	\$247	\$277	\$345
Average Days in RPR	5	48	29	-
Median Days in RPR	6	14	22	-
Total Volume	\$6,490,645	\$4,794,695	\$6,831,311	\$2,386,600
Source	Listings	Listings	Public Records & Listings	Public Records & Listings

Market Activity Breakdown

New

Source: Listings



Legend

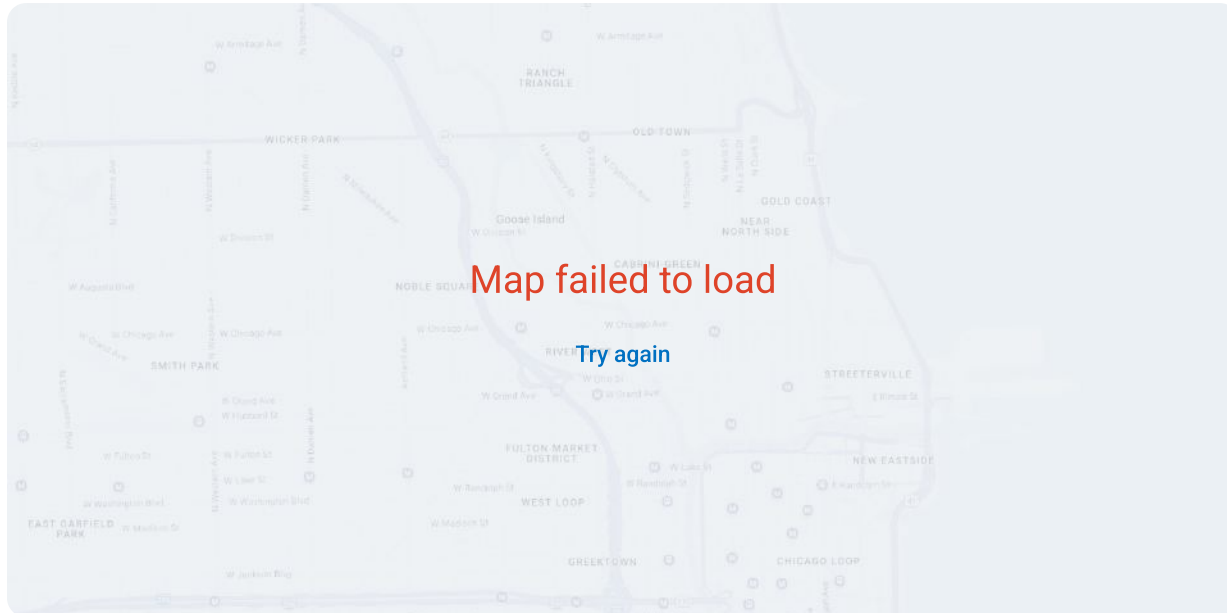
● Active For Sale

New: 10 properties		Property Type	Beds / Baths	Living Area (sq ft)	Lot Size	Year Built	List Date / Days in RPR	List Price / \$ Per Sq Ft
1	 <p>6A Perseus Ln Charlottesville, VA 22901 MLS ID: 678455 ● Active / For Sale</p> <p><i>Listing Courtesy of BETTER HOMES & GARDENS R.E.-PATHWAYS</i></p>	Condo/Townhouse/Apt.	3/3	1,606	-	2026	6/15/2026 1 day	\$336,000 \$209/sq ft
2	 <p>6B Perseus Ln Charlottesville, VA 22901 MLS ID: 678456 ● Active / For Sale</p> <p><i>Listing Courtesy of BETTER HOMES & GARDENS R.E.-PATHWAYS</i></p>	Condo/Townhouse/Apt.	3/3	2,617	-	2026	6/15/2026 1 day	\$374,000 \$143/sq ft
3	 <p>4B-433 Belvedere Blvd Charlottesville, VA 22901 MLS ID: 678393 ● Active / For Sale</p> <p><i>Listing Courtesy of NEST REALTY GROUP</i></p>	Single Family	4/4	2,814	3,049 sqft	2025	6/12/2026 4 days	\$780,765 \$277/sq ft
4	 <p>1725 Belvedere Pl Charlottesville, VA 22901 MLS ID: 678319 ● Active / For Sale</p> <p><i>Listing Courtesy of NEST REALTY GROUP</i></p>	Single Family	3/4	2,100	2,178 sqft	2013	6/11/2026 5 days	\$514,900 \$245/sq ft
5	 <p>3811 Decerbo Ter Charlottesville, VA 22901 MLS ID: 678290 ● Active / For Sale</p> <p><i>Listing Courtesy of DOGWOOD REALTY GROUP LLC</i></p>	Single Family	4/4	2,899	3,049 sqft	2026	6/11/2026 5 days	\$884,900 \$305/sq ft

New: 10 properties		Property Type	Beds / Baths	Living Area (sq ft)	Lot Size	Year Built	List Date / Days in RPR	List Price / \$ Per Sq Ft
6	 <p>15 Georgetown Grn Charlottesville, VA 22901 MLS ID: 678300 ● Active / For Sale</p> <p><i>Listing Courtesy of REAL ESTATE III, INC.</i></p>	Single Family	4/4	2,076	-	1970	6/10/2026 6 days	\$399,000 \$192/sq ft
7	 <p>2612 Huntington Rd Charlottesville, VA 22901 MLS ID: 678294 ● Active / For Sale</p> <p><i>Listing Courtesy of KELLER WILLIAMS ALLIANCE - CHARLOTTESVILLE</i></p>	Single Family	4/3	2,743	1.4 acres	1973	6/10/2026 6 days	\$624,900 \$228/sq ft
8	 <p>3046 Farrow Cir Charlottesville, VA 22901 MLS ID: 678218 ● Active / For Sale</p> <p><i>Listing Courtesy of NEST REALTY GROUP</i></p>	Single Family	3/4	2,298	1,742 sqft	2026	6/9/2026 7 days	\$596,280 \$259/sq ft
9	 <p>1603 Griffen Grv Charlottesville, VA 22901 MLS ID: 678247 ● Active / For Sale</p> <p><i>Listing Courtesy of CHARLOTTESVILLE SOLUTIONS</i></p>	Single Family	5/5	2,966	6,098 sqft	2026	6/9/2026 7 days	\$1,200,000 \$405/sq ft
10	 <p>1304 Belleview Ave Charlottesville, VA 22901 MLS ID: 678152 ● Active / For Sale</p> <p><i>Listing Courtesy of YES REALTY PARTNERS</i></p>	Single Family	5/4	2,785	4,791 sqft	1950	6/8/2026 8 days	\$779,900 \$280/sq ft

Pending

Source: Listings













Legend

● Pending

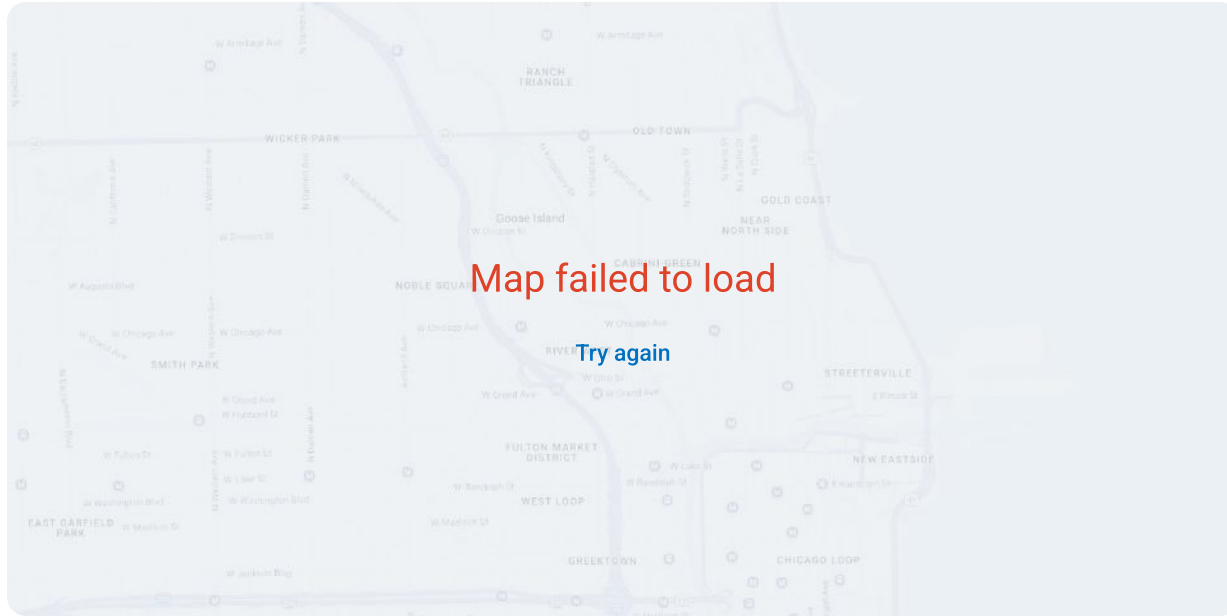


Charlottesville, VA 22901

Pending: 10 properties		Property Type	Beds / Baths	Living Area (sq ft)	Lot Size / Year Built	List Date	List Price / \$ Per Sq Ft	Pending Date / Days in RPR
1	 <p>1498 Lake Forest Dr Charlottesville, VA 22901 MLS ID: 678347 🕒 Pending / For Sale</p> <p><i>Listing Courtesy of Equity Saver USA</i></p>	Single Family	3/2	1,772	- 1985	6/11/2026	\$425,000 \$240/sq ft	6/14/2026 3 days
2	 <p>4038A Perseus Ln Charlottesville, VA 22901 MLS ID: 678457 🕒 Pending / For Sale</p> <p><i>Listing Courtesy of BETTER HOMES & GARDENS R.E.-PATHWAYS</i></p>	Condo/Townhouse/Apt.	3/3	1,606	- 2026	6/14/2026	\$330,695 \$206/sq ft	6/14/2026 - days
3	 <p>1507 Ricky Rd Charlottesville, VA 22901 MLS ID: 678114 🕒 Pending / For Sale</p> <p><i>Listing Courtesy of BETTER HOMES & GARDENS R.E.-PATHWAYS</i></p>	Single Family	3/2	1,874	10,454 sqft 1972	6/5/2026	\$495,000 \$264/sq ft	6/14/2026 9 days
4	 <p>590 Mockingbird Way Charlottesville, VA 22901 MLS ID: 678009 🕒 Pending / For Sale</p> <p><i>Listing Courtesy of HOWARD HANNA ROY WHEELER REALTY CO.- CHARLOTTESVILLE</i></p>	Single Family	3/3	2,270	- 1994	6/4/2026	\$475,000 \$209/sq ft	6/13/2026 9 days
5	 <p>1518 Old Brook Rd Charlottesville, VA 22901 MLS ID: 678049 🕒 Pending / For Sale</p> <p><i>Listing Courtesy of STORY HOUSE REAL ESTATE</i></p>	Single Family	3/3	2,059	10,018 sqft 1986	6/4/2026	\$595,000 \$289/sq ft	6/13/2026 9 days
6	 <p>1637 Sawgrass Ct Charlottesville, VA 22901 MLS ID: 677576 🕒 Pending / For Sale</p> <p><i>Listing Courtesy of JAMIE WHITE REAL ESTATE</i></p>	Single Family	4/3	2,327	6,098 sqft 2015	5/26/2026	\$675,000 \$290/sq ft	6/13/2026 18 days
7	 <p>508 Bennett St Charlottesville, VA 22901 MLS ID: 670731 🕒 Pending / For Sale</p> <p><i>Listing Courtesy of HOWARD HANNA ROY WHEELER REALTY CO.- CHARLOTTESVILLE</i></p>	Condo/Townhouse/Apt.	4/2	1,440	1,306 sqft 2019	11/4/2025	\$365,000 \$253/sq ft	6/11/2026 219 days
8	 <p>1242 Gazebo Ct Charlottesville, VA 22901 MLS ID: 677054 🕒 Pending / For Sale</p> <p><i>Listing Courtesy of NEST REALTY GROUP</i></p>	Single Family	2/2	1,346	1,742 sqft 1992	5/12/2026	\$345,000 \$256/sq ft	6/11/2026 30 days
9	 <p>311 Gloucester Rd Charlottesville, VA 22901 MLS ID: 674598 🕒 Pending / For Sale</p> <p><i>Listing Courtesy of LORING WOODRUFF REAL ESTATE ASSOCIATES</i></p>	Single Family	5/3	3,456	0.64 acres 1970	3/19/2026	\$720,000 \$208/sq ft	6/10/2026 83 days
10	 <p>4062A Perseus Ln Charlottesville, VA 22901 MLS ID: 678283 🕒 Pending / For Sale</p> <p><i>Listing Courtesy of BETTER HOMES & GARDENS R.E.-PATHWAYS</i></p>	Condo/Townhouse/Apt.	3/3	1,606	- 2026	6/10/2026	\$369,000 \$230/sq ft	6/10/2026 - days

Closed

Source: Public Records and Listings



Legend

● Closed

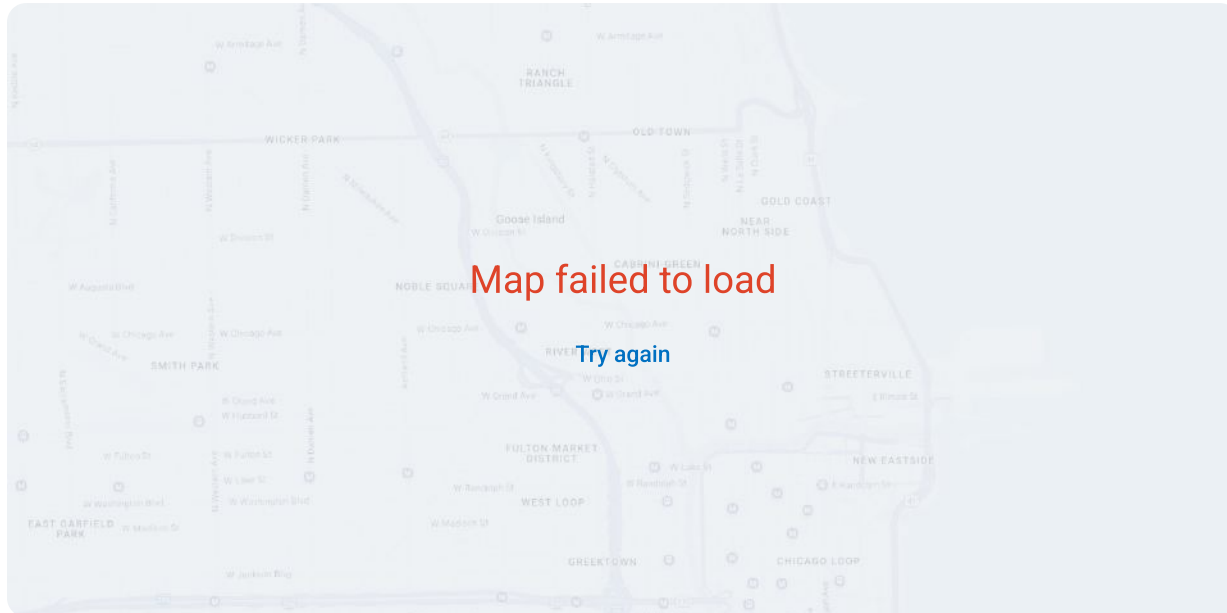
Closed: 10 properties		Property Type	Beds / Baths	Living Area (sq ft)	Lot Size / Year Built	Closed Date / Days in RPR	Closed Price / \$ Per Sq Ft	List to Sold Price %
1	 <p>1737 Fowler St Charlottesville, VA 22901 MLS ID: 670102 ■ Closed / For Sale <i>Courtesy of DOGWOOD REALTY GROUP LLC</i></p>	Single Family	4/4	2,703	5,227 sqft 2026	6/13/2026 - days	\$816,311 \$302/sq ft	↑ 0.29%
2	 <p>940 Huntwood Ln Charlottesville, VA 22901 MLS ID: 674683 ■ Closed / For Sale <i>Courtesy of KELLER WILLIAMS ALLIANCE - CHARLOTTESVILLE</i></p>	Single Family	3/3	1,840	- 1982	6/12/2026 35 days	\$345,000 \$188/sq ft	↓ 1.15%
3	 <p>154 Brandywine Ct Charlottesville, VA 22901 MLS ID: 677388 ■ Closed / For Sale <i>Courtesy of THE NEW HOUSE COMPANY</i></p>	Single Family	2/4	1,773	2,178 sqft 1979	6/11/2026 5 days	\$329,000 \$186/sq ft	↓ 5.73%
4	 <p>329 Carrsbrook Dr Charlottesville, VA 22901 MLS ID: 674205 ■ Closed / For Sale <i>Courtesy of MCLEAN FAULCONER INC., REALTOR</i></p>	Single Family	5/5	3,894	1.51 acres 2023	6/11/2026 54 days	\$1,082,000 \$278/sq ft	↓ 5.5%
5	 <p>2520 Huntington Rd Charlottesville, VA 22901 MLS ID: 676337 ■ Closed / For Sale <i>Courtesy of NEST REALTY GROUP</i></p>	Single Family	4/3	2,047	0.87 acres 1973	6/11/2026 4 days	\$550,000 \$269/sq ft	↑ 2.8%



Closed: 10 properties		Property Type	Beds / Baths	Living Area (sq ft)	Lot Size / Year Built	Closed Date / Days in RPR	Closed Price / \$ Per Sq Ft	List to Sold Price %
6	 <p>1300 W Leigh Dr Charlottesville, VA 22901 MLS ID: 676556 Closed / For Sale</p> <p><i>Courtesy of STEVENS & COMPANY-CROZET</i></p>	Single Family	4/4	2,974	4.15 acres 2001	6/11/2026 6 days	\$959,500 \$323/sq ft	-
7	 <p>2404 Pine Garth Run Charlottesville, VA 22901 MLS ID: 675212 Closed / For Sale</p> <p><i>Courtesy of NEST REALTY GROUP</i></p>	Single Family	5/5	3,649	2.06 acres 1985	6/11/2026 41 days	\$1,100,000 \$301/sq ft	↓ 6.38%
8	 <p>1583 Birnam Dr Charlottesville, VA 22901 MLS ID: 673253 Closed / For Sale</p> <p><i>Courtesy of NEST REALTY GROUP</i></p>	Single Family	2/2	980	- 1985	6/10/2026 80 days	\$300,000 \$306/sq ft	-
9	 <p>2409 Kerry Ln Charlottesville, VA 22901 MLS ID: 676418 Closed / For Sale</p> <p><i>Courtesy of REAL ESTATE III, INC.</i></p>	Single Family	5/3	3,254	0.37 acres 1964	6/10/2026 9 days	\$900,000 \$277/sq ft	↑ 16.13%
10	 <p>1719 Painted Sky Ter Charlottesville, VA 22901 MLS ID: 675768 Closed / For Sale</p> <p><i>Courtesy of NEST REALTY GROUP</i></p>	Single Family	3/3	2,089	3,049 sqft 2008	6/10/2026 - days	\$449,500 \$215/sq ft	-

Distressed

Source: Public Records and Listings



Legend

- Off Market, Hold, Withdrawn, Expired, or Canceled

Charlottesville, VA 22901



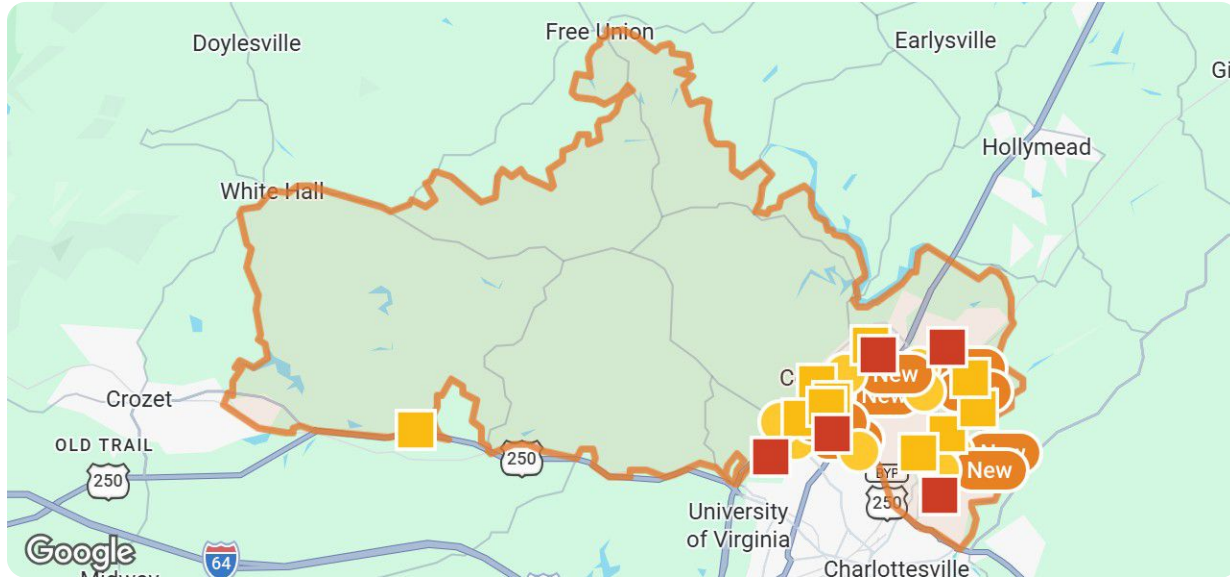
Distressed: 5 properties		Property Type	Beds / Baths	Living Area (sq ft)	Lot Size / Year Built	List Date / Days in RPR	List Price / \$ Per Sq Ft	Distressed Date / Type
1	 <p>1100 Raintree Dr Charlottesville, VA 22901 Off Market / Public Record</p>	Single Family	3/2	1,760	0.29 acres 1988	- - days	- \$305/sq ft	5/16/2026 Notice of Foreclosure Sale
2	 <p>2205 N Berkshire Rd Charlottesville, VA 22901 Off Market / Public Record</p>	Single Family	3/2	1,200	0.51 acres 1963	- - days	- \$364/sq ft	5/7/2026 Notice of Foreclosure Sale
3	 <p>2214 Dominion Dr Charlottesville, VA 22901 Off Market / Public Record</p>	Single Family	4/2	1,073	- 1959	- - days	- \$345/sq ft	5/15/2026 Notice of Foreclosure Sale
4	 <p>622 Elizabeth Ave Charlottesville, VA 22901 Off Market / Public Record</p>	Single Family	3/1	925	0.31 acres 1963	- - days	- \$454/sq ft	3/31/2026 Notice of Foreclosure Sale
5	 <p>322 Westminster Rd Charlottesville, VA 22901 Off Market / Public Record</p>	Single Family	4/3	2,156	0.34 acres 1973	- - days	- \$288/sq ft	5/28/2026 Notice of Foreclosure Sale



Charlottesville, VA 22901

Summary

For Lease Activity in the Last 3 Months

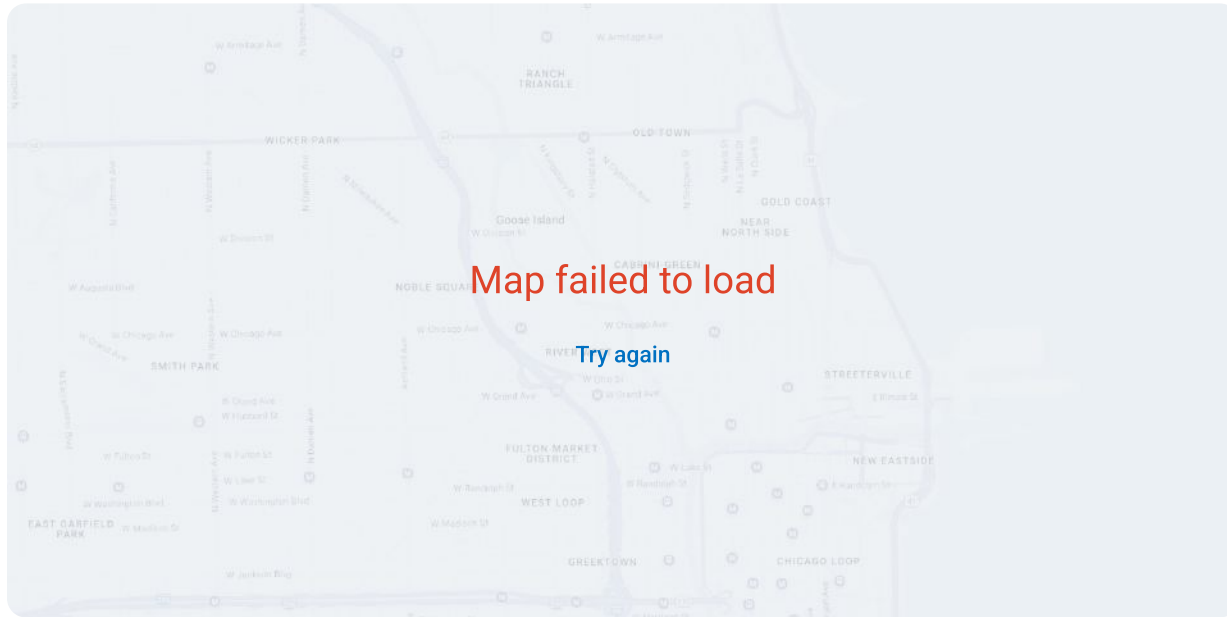


	New	Closed	Distressed
Number of Properties	10	10	5
Lowest Listing Price / Est.Value	\$1,350	\$1,250	\$370,280
Median Listing Price / Est.Value	\$1,873	\$2,625	\$436,820
Highest Listing Price / Est.Value	\$3,950	\$3,800	\$621,770
Average Price / sqft	\$2	\$2	\$351
Median Price / sqft	\$2	\$2	\$345
Average Days in RPR	10	26	-
Median Days in RPR	8	13	-
Total Volume	\$20,545	\$26,600	\$2,386,600
Source	Listings	Public Records & Listings	Public Records & Listings

Market Activity Breakdown




New

Source: Listings



Legend

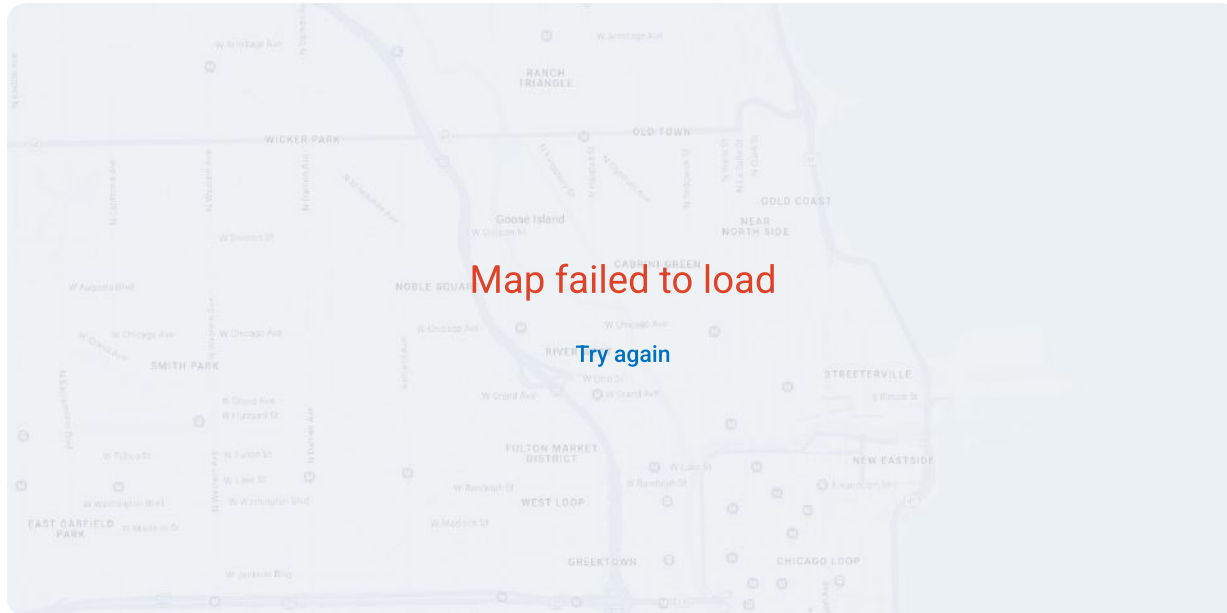
● Active For Lease

New: 10 properties		Property Type	Beds / Baths	Living Area (sq ft)	Lot Size	Year Built	List Date / Days in RPR	List Price / \$ Per Sq Ft
1	 <p>282 Albert Ct Charlottesville, VA 22901 MLS ID: 678468 ● Active / For Lease</p> <p><i>Courtesy of MONTAGUE, MILLER & CO. - WESTFIELD</i></p>	Condo/Townhouse/Apt.	3/2	1,260	3,703 sqft	1981	6/16/2026 - days	\$2,100 mo. \$2/sq ft
2	 <p>125 Turtle Creek Rd, Apt 12 Charlottesville, VA 22901 MLS ID: 678488 ● Active / For Lease</p> <p><i>Courtesy of FOUR CORNERS REAL ESTATE SOLUTIONS, LLC</i></p>	Condo/Townhouse/Apt.	2/2	979	1 acre	1985	6/16/2026 - days	\$1,750 mo. \$2/sq ft
3	 <p>1567 Sawgrass Ct Charlottesville, VA 22901 MLS ID: 678399 ● Active / For Lease</p> <p><i>Courtesy of LORING WOODRUFF REAL ESTATE ASSOCIATES</i></p>	Single Family	4/4	3,579	5,662 sqft	2014	6/12/2026 4 days	\$3,950 mo. \$1/sq ft
4	 <p>949 Glenwood Station Ln, Unit 4 Charlottesville, VA 22901 MLS ID: 678297 ● Active / For Lease</p> <p><i>Courtesy of BRAME PROPERTY MANAGEMENT</i></p>	Condo/Townhouse/Apt.	2/2	1,200	-	-	6/10/2026 6 days	\$2,000 mo. \$2/sq ft
5	 <p>1272 Rio Rd Charlottesville, VA 22901 MLS ID: 678296 ● Active / For Lease</p> <p><i>Courtesy of BRAME PROPERTY MANAGEMENT</i></p>	Condo/Townhouse/Apt.	2/1	904	-	-	6/10/2026 6 days	\$1,700 mo. \$2/sq ft

New: 10 properties		Property Type	Beds / Baths	Living Area (sq ft)	Lot Size	Year Built	List Date / Days in RPR	List Price / \$ Per Sq Ft
6	 <p>2405 Barracks Ct, Apt 4 Charlottesville, VA 22901 MLS ID: 678165 ● Active / For Lease</p> <p><i>Courtesy of MONTAGUE, MILLER & CO. - WESTFIELD</i></p>	Single Family	2/1	781	4,356 sqft	1967	6/8/2026 8 days	\$1,450 mo. \$2/sq ft
7	 <p>820 Runnel Ct, Unit 6 Charlottesville, VA 22901 MLS ID: 678167 ● Active / For Lease</p> <p><i>Courtesy of MONTAGUE, MILLER & CO. - WESTFIELD</i></p>	Condo/Townhouse/Apt.	2/1	920	-	1966	6/8/2026 8 days	\$1,350 mo. \$1/sq ft
8	 <p>270 Albert Ct Charlottesville, VA 22901 MLS ID: 677982 ● Active / For Lease</p> <p><i>Courtesy of THE NEW HOUSE COMPANY</i></p>	Single Family	3/2	2,520	-	1981	6/3/2026 13 days	\$1,850 mo. \$1/sq ft
9	 <p>638A Crumpet Ct Charlottesville, VA 22901 MLS ID: 677989 ● Active / For Lease</p> <p><i>Courtesy of RAY CADDELL & CO. REAL ESTATE</i></p>	Condo/Townhouse/Apt.	3/3	1,415	-	1976	6/3/2026 13 days	\$1,895 mo. \$1/sq ft
10	 <p>112 Brandywine Ct Charlottesville, VA 22901 MLS ID: 677789 ● Active / For Lease</p> <p><i>Courtesy of REAL ESTATE III, INC.</i></p>	Single Family	3/3	1,568	3,049 sqft	1990	5/29/2026 18 days	\$2,500 mo. \$2/sq ft

Closed





















Source: Public Records and Listings



Legend

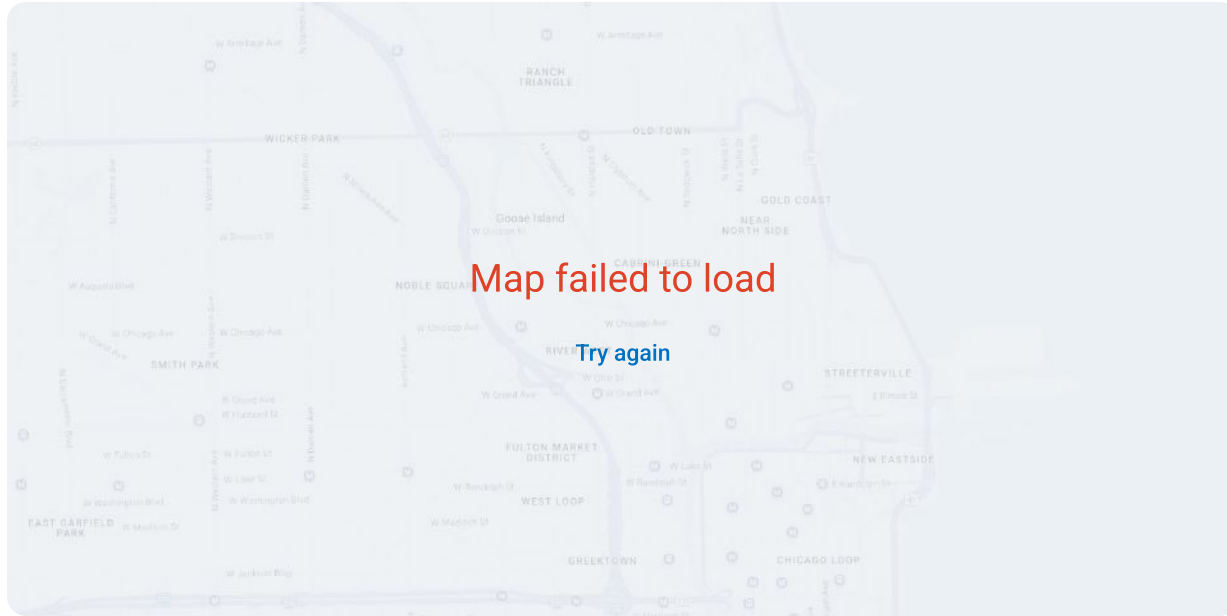
● Closed

Charlottesville, VA 22901

Closed: 10 properties		Property Type	Beds / Baths	Living Area (sq ft)	Lot Size / Year Built	Closed Date / Days in RPR	Closed Price / \$ Per Sq Ft	List to Sold Price %
	 <p>4006 Varick St Charlottesville, VA 22901 MLS ID: 677618 Closed / For Lease</p> <p><i>Courtesy of MONTAGUE, MILLER & CO. - WESTFIELD</i></p>	Condo/Townhouse/Apt.	3/4	1,890	1,960 sqft 2024	7/6/2026 13 days	- \$1/sq ft	-
	 <p>7 Georgetown Grn Charlottesville, VA 22901 MLS ID: 677261 Closed / For Lease</p> <p><i>Courtesy of RE/MAX REALTY SPECIALISTS-CHARLOTTESVILLE</i></p>	Single Family	4/3	2,079	- -	6/12/2026 26 days	- \$1/sq ft	-
	 <p>703 Tilman Rd Charlottesville, VA 22901 MLS ID: 671940 Closed / For Lease</p> <p><i>Courtesy of FIND HOMES REALTY LLC</i></p>	Single Family	3/2	1,416	1.9 acres 1920	6/3/2026 76 days	- \$2/sq ft	-
	 <p>118 Woodlake Dr Charlottesville, VA 22901 MLS ID: 675946 Closed / For Lease</p> <p><i>Courtesy of JAMIE WHITE REAL ESTATE</i></p>	Condo/Townhouse/Apt.	3/2	1,428	- 1973	5/16/2026 30 days	- \$2/sq ft	-
	 <p>1302 Lester Dr Charlottesville, VA 22901 MLS ID: 676676 Closed / For Lease</p> <p><i>Courtesy of LORING WOODRUFF REAL ESTATE ASSOCIATES</i></p>	Single Family	3/2	3,214	0.28 acres 1960	5/10/2026 6 days	- \$1/sq ft	-
	 <p>301 Georgetown Ln Charlottesville, VA 22901 MLS ID: 676112 Closed / For Lease</p> <p><i>Courtesy of NEST REALTY GROUP</i></p>	Single Family	2/1	864	1.43 acres 1955	4/29/2026 8 days	- \$3/sq ft	-
	 <p>132 Turtle Creek Rd, Apt 7 Charlottesville, VA 22901 MLS ID: 675854 Closed / For Lease</p> <p><i>Courtesy of RE/MAX REALTY SPECIALISTS-CHARLOTTESVILLE</i></p>	Condo/Townhouse/Apt.	1/1	890	1 acre 1983	4/28/2026 13 days	- \$2/sq ft	-
	 <p>1150 River Oaks Ln Charlottesville, VA 22901 MLS ID: 675819 Closed / For Lease</p> <p><i>Courtesy of HOMESSELL REALTY</i></p>	Single Family	4/4	2,982	- 1993	4/27/2026 12 days	- \$1/sq ft	-
	 <p>2527 Hydraulic Rd, Apt 56 Charlottesville, VA 22901 MLS ID: 675766 Closed / For Lease</p> <p><i>Courtesy of 1ST DOMINION REALTY INC-CHARLOTTESVILLE</i></p>	Condo/Townhouse/Apt.	1/1	676	- 1966	4/23/2026 9 days	- \$2/sq ft	-
	 <p>1160 Colbert St Charlottesville, VA 22901 MLS ID: 673134 Closed / For Lease</p> <p><i>Courtesy of NEST REALTY GROUP</i></p>	Single Family	4/3	2,554	6,098 sqft 2019	4/17/2026 65 days	- \$1/sq ft	-

Distressed

Source: Public Records and Listings



Legend

- Off Market, Hold, Withdrawn, Expired, or Canceled

Distressed: 5 properties		Property Type	Beds / Baths	Living Area (sq ft)	Lot Size / Year Built	List Date / Days in RPR	List Price / \$ Per Sq Ft	Distressed Date / Type
1	 <p>1100 Raintree Dr Charlottesville, VA 22901 ■ Off Market / Public Record</p>	Single Family	3/2	1,760	0.29 acres 1988	– – days	– \$305/sq ft	5/16/2026 Notice of Foreclosure Sale
2	 <p>2205 N Berkshire Rd Charlottesville, VA 22901 ■ Off Market / Public Record</p>	Single Family	3/2	1,200	0.51 acres 1963	– – days	– \$364/sq ft	5/7/2026 Notice of Foreclosure Sale
3	 <p>2214 Dominion Dr Charlottesville, VA 22901 ■ Off Market / Public Record</p>	Single Family	4/2	1,073	– 1959	– – days	– \$345/sq ft	5/15/2026 Notice of Foreclosure Sale
4	 <p>622 Elizabeth Ave Charlottesville, VA 22901 ■ Off Market / Public Record</p>	Single Family	3/1	925	0.31 acres 1963	– – days	– \$454/sq ft	3/31/2026 Notice of Foreclosure Sale
5	 <p>322 Westminster Rd Charlottesville, VA 22901 ■ Off Market / Public Record</p>	Single Family	4/3	2,156	0.34 acres 1973	– – days	– \$288/sq ft	5/28/2026 Notice of Foreclosure Sale

About RPR

- RPR® is the nation's largest property database, exclusively for REALTORS®. It empowers REALTORS® to help buyers and sellers make informed decisions, backed by a real estate database covering more than 160 million residential and commercial properties in the United States.
- RPR is a wholly owned subsidiary of the National Association of REALTORS® and a member benefit to REALTORS®.
- RPR's data sources range from MLSs and county-level tax and assessment offices, to the U.S. Census and FEMA, to specialty data set providers such as Esri (consumer data), Niche (school information) and Precisely (geographic boundaries).

Learn More

For more information about RPR, please visit RPR's public website: <https://blog.narrpr.com>



Affiliated Services

Success Lending



Office: (877) 210-6190
 ✉ contactus@successlending.com
 🌐 <https://successlending.com/>

Express Offers



✉ expressoffersteam@exprealty.com
 🌐 <https://solutions.exprealty.com/solution/...>

America's Preferred Home Warranty



Office: (801) 326-4100
 ✉ aphwoffice@aphw.com
 🌐 <https://aphw.house/exp/>

Sellers Shield



Office: (844) 747-4435
 ✉ info@sellersshield.com
 🌐 <https://sellersshield.com/exp/>

Utility Connect



Office: (800) 559-4998
 ✉ info@utilityconnect.net
 🌐 <https://www.utilityconnect.net/exp/agent>

PODS



Office: (866) 435-2665
 🌐 <https://www.pods.com/partners/exprealty>

NOTE: This communication is provided to you for informational purposes only and should not be relied upon by you. The real estate firm identified in this report is not a mortgage lender. You should contact the identified mortgage company directly to learn more about its mortgage products and your eligibility for such products.

