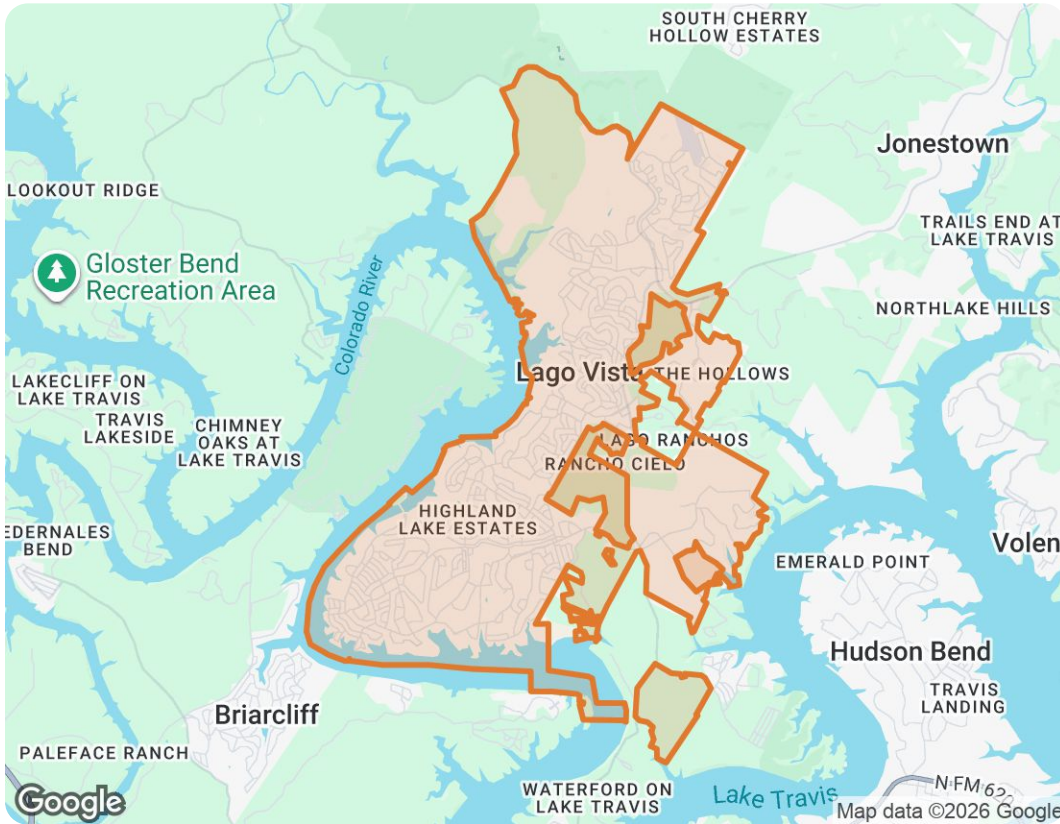


Lago Vista, Texas



The biggest buyer rebates and lowest selling fees in real estate – without sacrificing full-service support, 7 days a week.

ShopProp Licensed CA, WA, HI, AZ, MI, TX, VA, CO

📞 Office (888) 821-0556

✉️ team@shopprop.com

🌐 www.shopprop.com

Shop|Prop

ShopProp Inc.

Market Trends

Market Trends for Lago Vista, Texas

Single Family + Condo/Townhouse/Apt.

May 2026

Market Type



Key Details

Months of Inventory

8.12

↓ 4.25% MoM

Sold to List Price %

98.2%

↓ 0.11% MoM

Median Days in RPR

55

↑ 150% MoM

Median Sold Price

\$442,000

↑ 16.32% MoM

This represents an estimated sale price for this property. It is not the same as the opinion of value in an appraisal developed by a licensed appraiser under the Uniform Standards of Professional Appraisal Practice.



Lago Vista, Texas

May 2026 Median Estimated Property Value

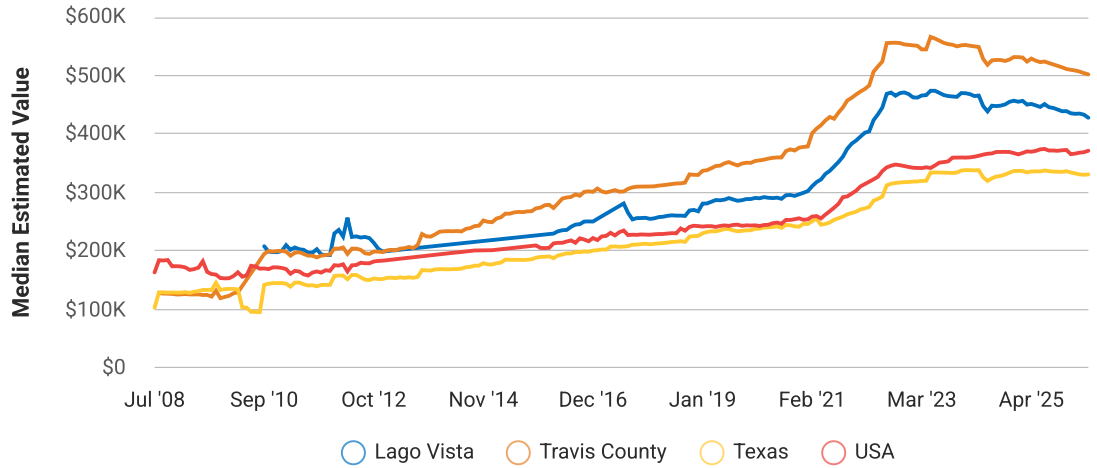
Single Family + Condo/Townhouse/Apt.

This graphic displays property estimates for a market area and a subject property, where one has been selected. Estimated property values are generated by a valuation model and are not formal appraisals.

Source: Public records, and MLS sources where licensed

Update Frequency: Monthly

Median Estimated Value \$427,870	Last Month Change -1.2%	12 Month Change -4.7%
---------------------------------------------------	------------------------------------------	----------------------------------------



May 2026 Active Listings

Lago Vista, Texas

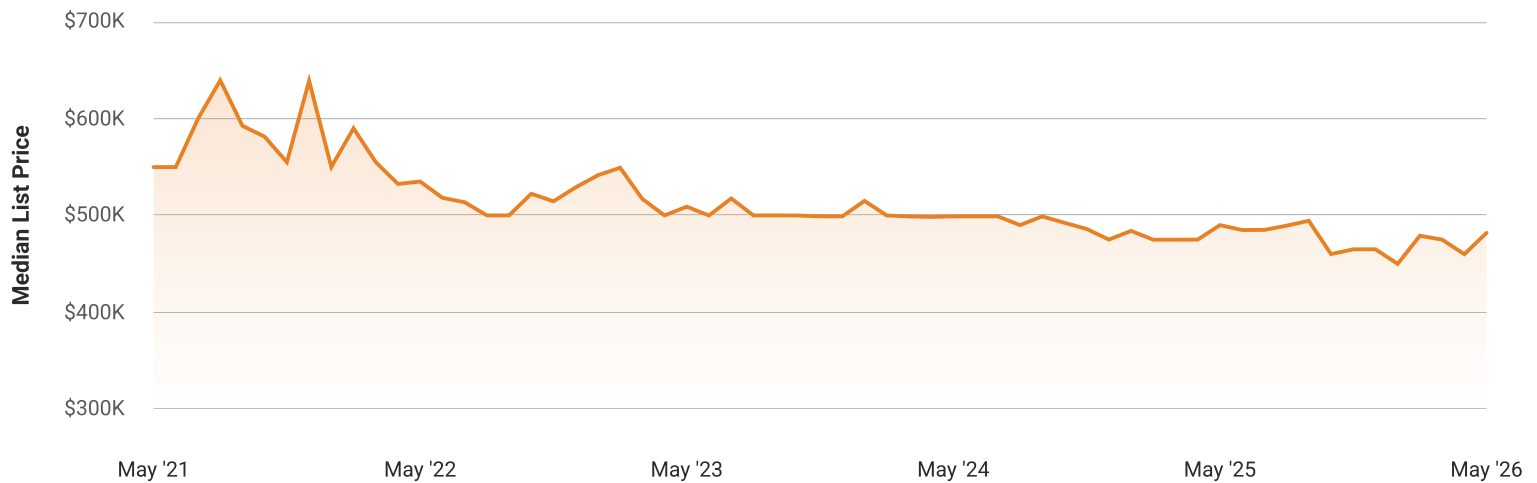
Single Family + Condo/Townhouse/Apt.

This graphic summarizes key statistics for properties that were in an active status on the last day of each month. RPR uses list date and a derived pending date to determine if the listing was active on the last day of the month. An end-of-month snapshot of active listings helps to understand inventory levels, price points and duration on the market.

Source: Listing sources

Update Frequency: Monthly

Median List Price - \$481,950 ↑ 4.8% Month over Month



Lago Vista, Texas

May 2026 Sold Listings

Lago Vista, Texas

Single Family + Condo/Townhouse/Apt.

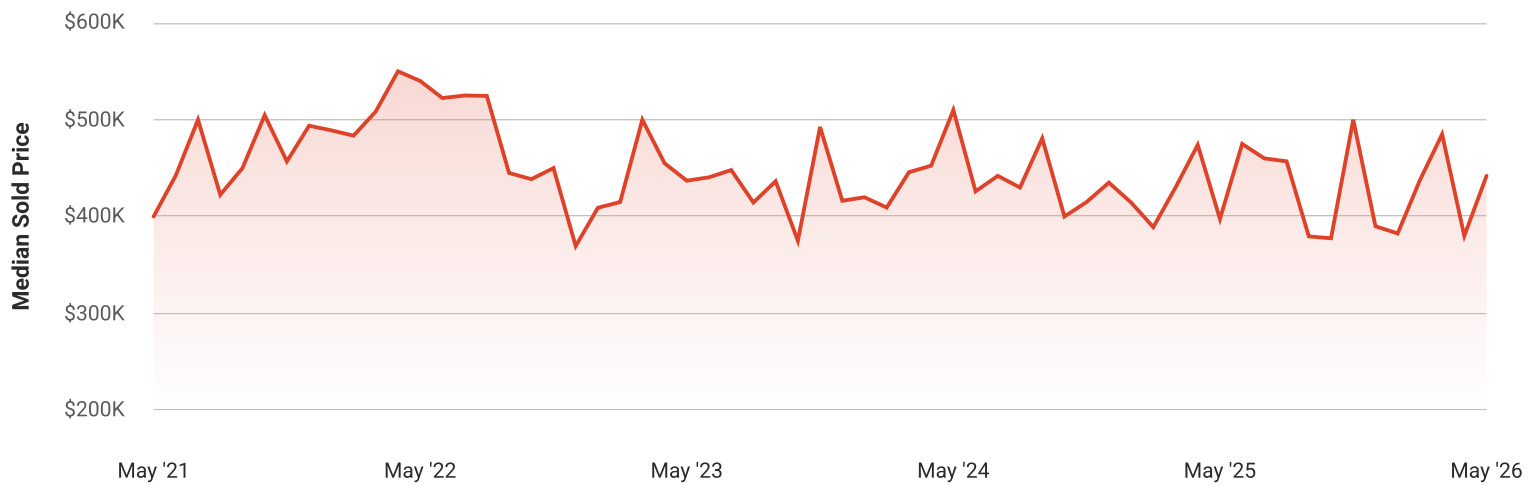
This graphic summarizes key statistics for properties that sold each month. RPR uses a derived sold date to determine when a property moved into a sold status within the given month. These statistics are important for understanding the price points on sold properties as well as the difference between the list price and sold price, which reveals whether buyers are paying over or under the asking price.

Source: Listing sources

Update Frequency: Monthly

Median Sold Price - \$442,000

↑ 16.3% Month over Month



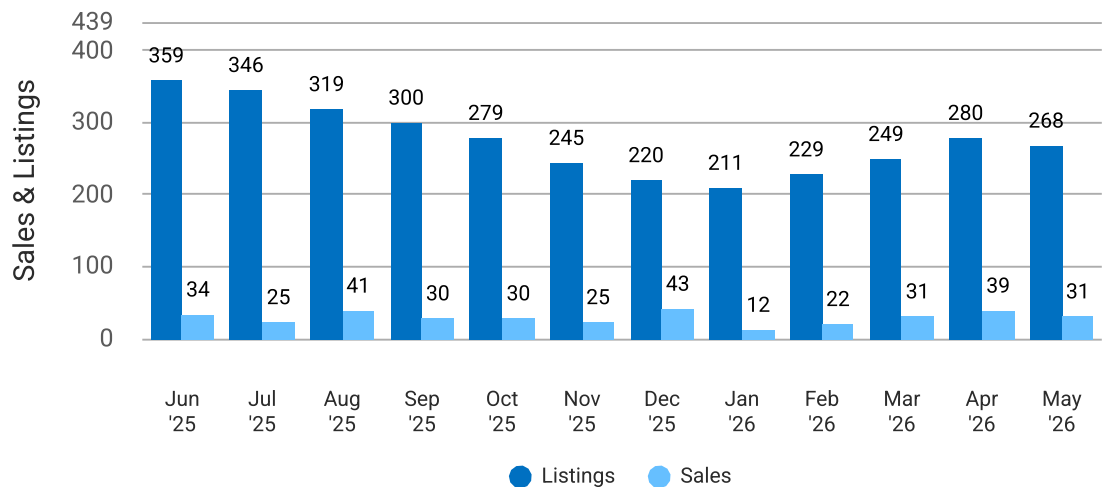
Total Sales and Active Listings in Lago Vista, Texas

Single Family + Condo/Townhouse/Apt.

This graph compares the number of sales with the number of active listings in the local market.

Source: MLS data where licensed

Update Frequency: Monthly



Lago Vista, Texas

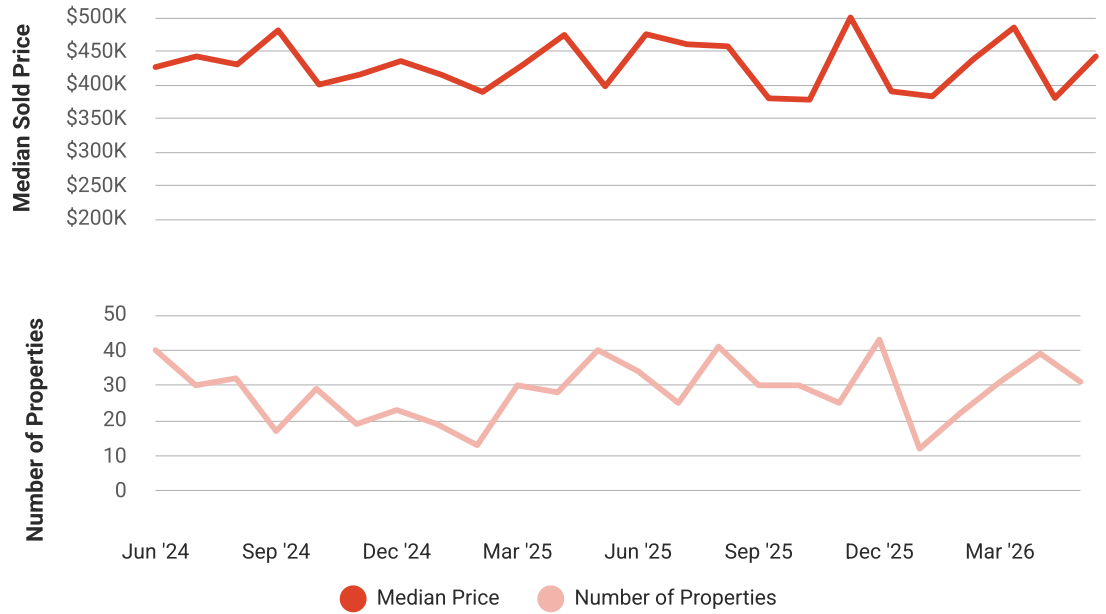
Median Sold Price vs Sold Listings in Lago Vista, Texas

Single Family + Condo/Townhouse/Apt.

This chart compares the trend of median sold price and number of sold listings for the given location.

Source: Listing Data

Update Frequency: Monthly



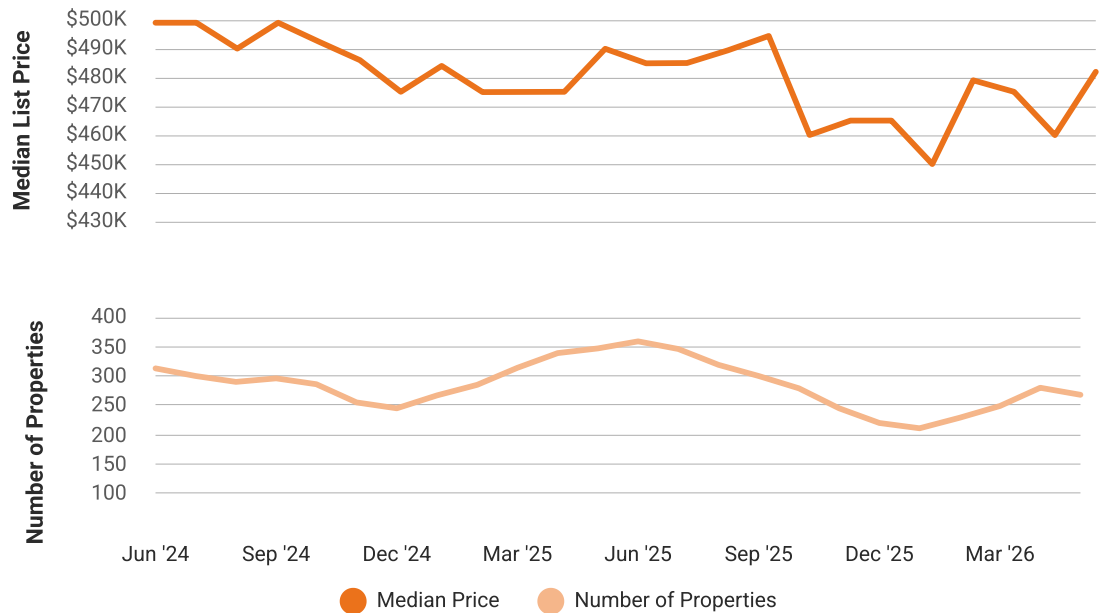
Median List Price vs Active Listings in Lago Vista, Texas

Single Family + Condo/Townhouse/Apt.

This chart compares the trend of median list price and number of active properties for the given location.

Source: Listing Data

Update Frequency: Monthly



Market Snapshot

Value and Price Changes

	Current	Last Month	Last 3 Months	Last 12 Months	Last 24 Months	Last 36 Months
Median Est. Property Value Last Updated: 5/31/2026	\$427,870	\$433,050 -1.2%	\$434,630 -1.56%	\$449,010 -4.71%	\$447,850 -4.46%	\$474,030 -9.74%
Median Sold Price Last Updated: 5/31/2026	\$442,000	\$380,000 +16.32%	\$437,500 +1.03%	\$397,450 +11.21%	\$510,000 -13.33%	\$437,000 +1.14%
Median List Price Last Updated: 5/31/2026	\$481,950	\$459,950 +4.78%	\$479,000 +0.62%	\$489,950 -1.63%	\$499,000 -3.42%	\$509,000 -5.31%

About this Data: Because some brokerages may choose not to include their MLS listing content within the RPR platform, the analysis contained in this report may not have been created using all the available listing data within this geographical market. Median estimated property values are generated by a valuation model and are not formal appraisals. Valuations are based on public records and MLS data where licensed. The Metrics displayed here reflect **All Residential Single Family, Condo, Townhouse and Apartment properties** data.

Market Activity

Market Activity Filters

Sort Order: Date

Maximum Properties Per Change Type: 10

Change Types: New Listings, Pending, Closed, Distressed

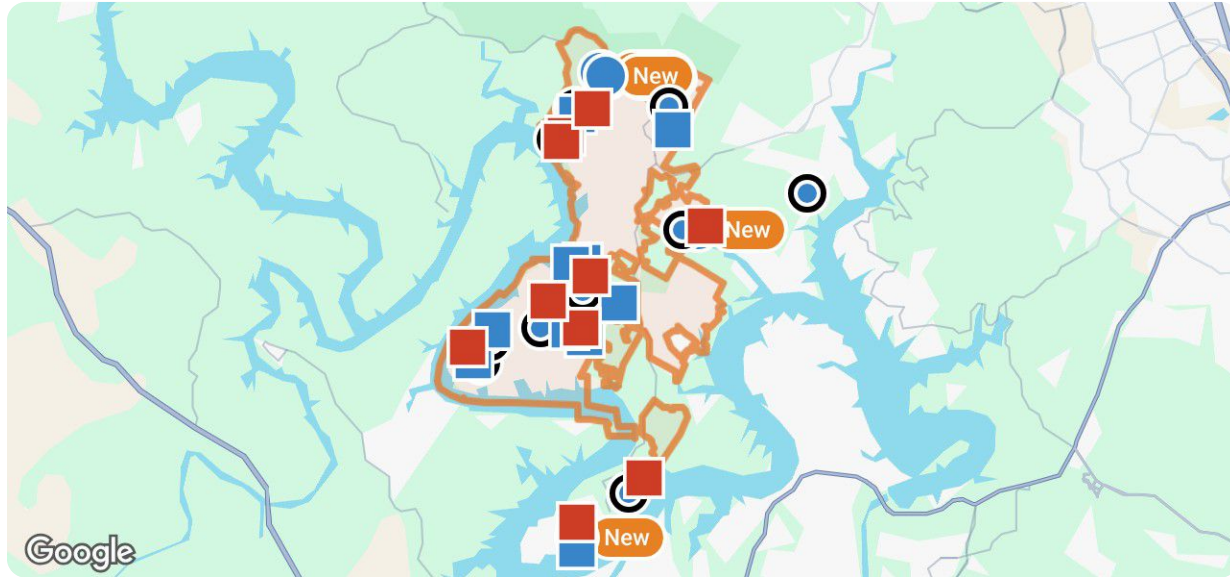
Property Types: Single Family, Condo/Townhouse/Apt

Property Features: Sale Price: Any, Lease Price: Any, Beds: Any, Baths: Any, Living Area: Any, Lot Size (acre): Any, Year Built: Any

Lago Vista, Texas

Summary

For Sale Activity in the Last 3 Months



Legend

- For Sale
- For Sale Pending
- Recently Closed
- Distressed

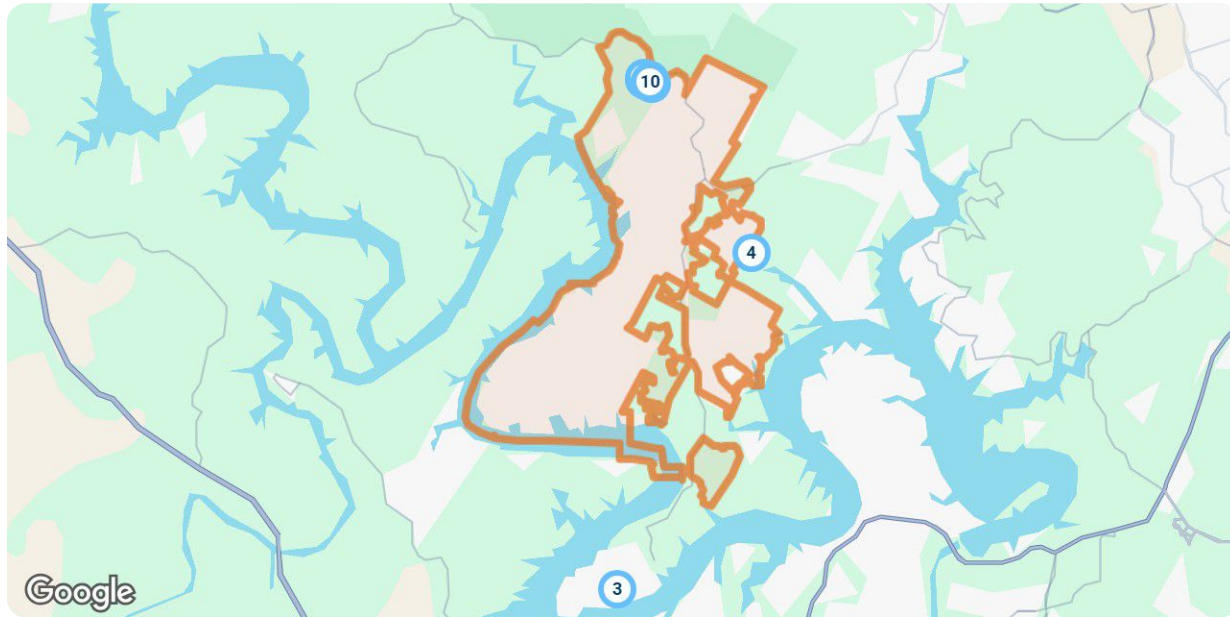
	New	Pending	Closed	Distressed
Number of Properties	10	10	10	10
Lowest Listing Price / Est.Value	\$379,000	\$169,000	\$308,000	\$368,680
Median Listing Price / Est.Value	\$537,450	\$502,450	\$483,000	\$505,750
Highest Listing Price / Est.Value	\$998,000	\$1,499,000	\$795,000	\$1,165,000
Average Price / sqft	\$244	\$242	\$219	\$242
Median Price / sqft	\$248	\$225	\$221	\$212
Average Days in RPR	3	86	58	-
Median Days in RPR	4	78	41	-
Total Volume	\$5,926,600	\$6,560,900	\$4,971,400	\$5,226,650
Source	Listings	Listings	Public Records & Listings	Public Records & Listings



Market Activity Breakdown

New

Source: Listings





Legend

● Active For Sale

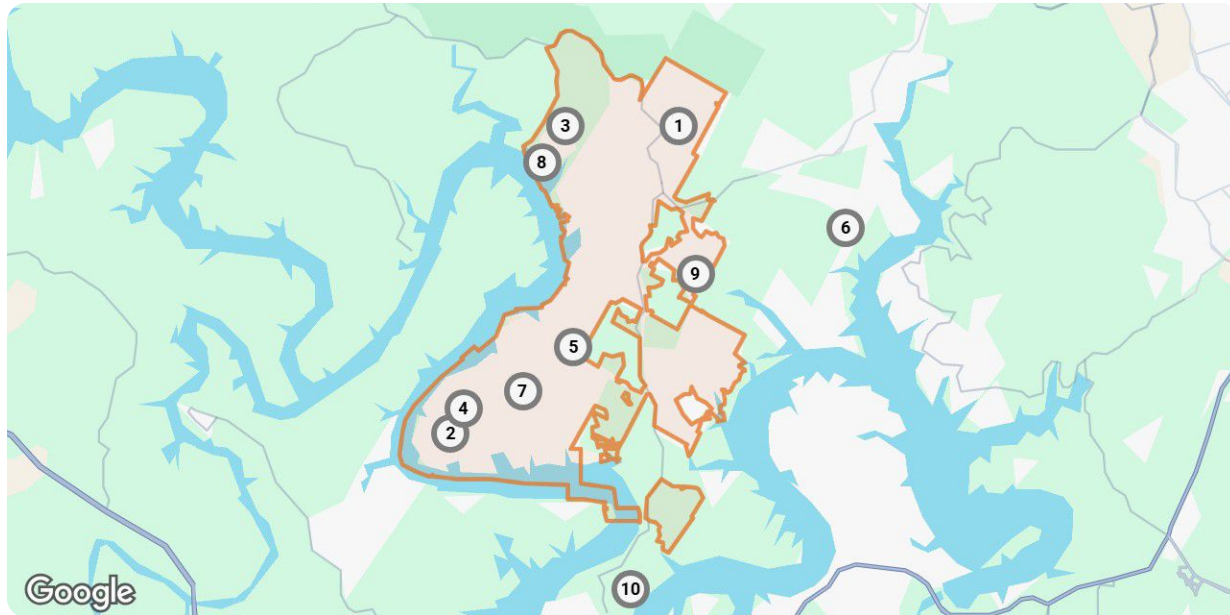
New: 10 properties		Property Type	Beds / Baths	Living Area (sq ft)	Lot Size	Year Built	List Date / Days in RPR	List Price / \$ Per Sq Ft
1	 <p>4202 Glendale Rd Lago Vista, TX 78645 MLS ID: 3599018 ● Active / For Sale</p> <p><i>Listing Courtesy of Venture Partners R.E.</i></p>	Single Family	4/2	2,038	0.27 acres	2020	6/6/2026 2 days	\$379,000 \$186/sq ft
2	 <p>8521 Pine Muhly Rd Lago Vista, TX 78645 MLS ID: 1312598 ● Active / For Sale</p> <p><i>Listing Courtesy of Real Broker, LLC</i></p>	Single Family	4/2	2,015	6,669 sqft	2023	6/5/2026 3 days	\$499,950 \$248/sq ft
3	 <p>8510 Red Bottle Brush Rd Lago Vista, TX 78645 MLS ID: 6766843 ● Active / For Sale</p> <p><i>Listing Courtesy of Real Broker, LLC</i></p>	Single Family	4/2	2,015	6,447 sqft	2024	6/5/2026 3 days	\$499,950 \$248/sq ft
4	 <p>432 Venture Blvd S Lago Vista, TX 78645 MLS ID: 4752753 ● Active / For Sale</p> <p><i>Listing Courtesy of Compass RE Texas, LLC</i></p>	Single Family	4/4	3,516	0.29 acres	2021	6/5/2026 3 days	\$998,000 \$284/sq ft
5	 <p>18609 Venture Dr Lago Vista, TX 78645 MLS ID: 7124283 ● Active / For Sale</p> <p><i>Listing Courtesy of Compass RE Texas, LLC</i></p>	Single Family	4/3	1,757	0.25 acres	2004	6/5/2026 3 days	\$575,000 \$327/sq ft

Lago Vista, Texas

New: 10 properties		Property Type	Beds / Baths	Living Area (sq ft)	Lot Size	Year Built	List Date / Days in RPR	List Price / \$ Per Sq Ft
6	 <p>19305 Leisure Ln Lago Vista, TX 78645 MLS ID: 8291346 ● Active / For Sale</p> <p><i>Listing Courtesy of eXp Realty, LLC</i></p>	Single Family	4/4	3,019	1.14 acres	2020	6/4/2026 4 days	\$869,900 \$288/sq ft
7	 <p>8505 Pine Muhly Rd Lago Vista, TX 78645 MLS ID: 5040746 ● Active / For Sale</p> <p><i>Listing Courtesy of Real Broker, LLC</i></p>	Single Family	4/4	2,482	7,841 sqft	2024	6/4/2026 4 days	\$529,950 \$214/sq ft
8	 <p>8507 Pine Muhly Rd Lago Vista, TX 78645 MLS ID: 8650675 ● Active / For Sale</p> <p><i>Listing Courtesy of Real Broker, LLC</i></p>	Single Family	3/2	1,846	5,645 sqft	2024	6/4/2026 4 days	\$484,950 \$263/sq ft
9	 <p>8515 Pine Muhly Rd Lago Vista, TX 78645 MLS ID: 2070335 ● Active / For Sale</p> <p><i>Listing Courtesy of Real Broker, LLC</i></p>	Single Family	5/4	2,814	6,669 sqft	2023	6/4/2026 4 days	\$544,950 \$194/sq ft
10	 <p>8523 Pine Muhly Rd Lago Vista, TX 78645 MLS ID: 4460540 ● Active / For Sale</p> <p><i>Listing Courtesy of Real Broker, LLC</i></p>	Single Family	5/4	2,814	6,534 sqft	2024	6/4/2026 4 days	\$544,950 \$194/sq ft

Pending

Source: Listings



Legend

● Pending

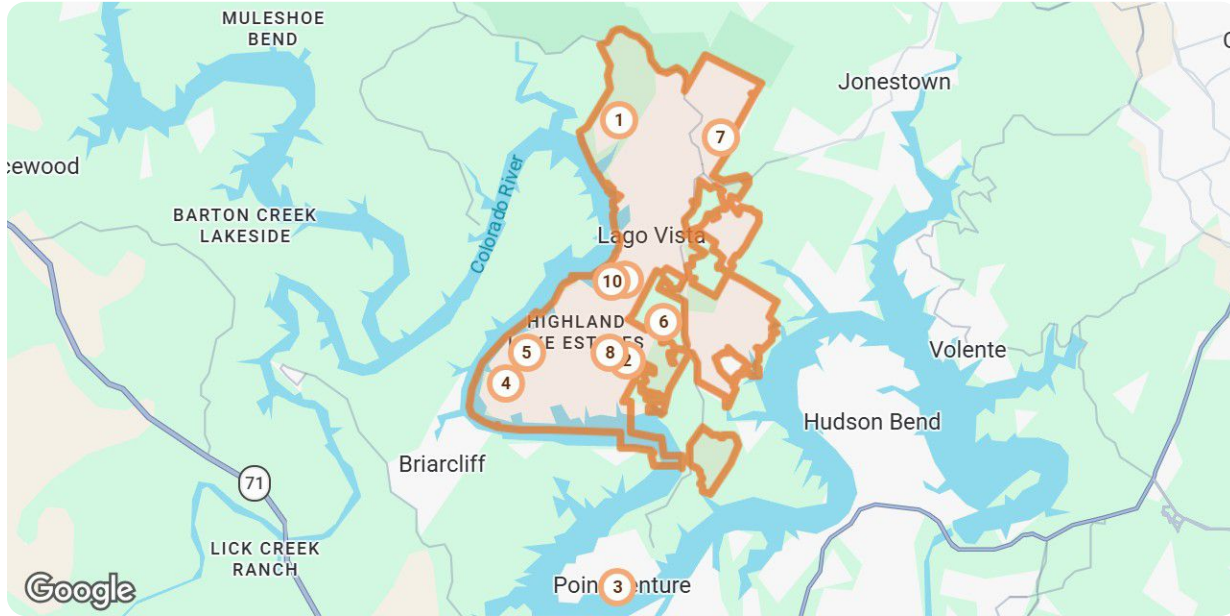


Pending: 10 properties		Property Type	Beds / Baths	Living Area (sq ft)	Lot Size / Year Built	List Date	List Price / \$ Per Sq Ft	Pending Date / Days in RPR
1	<p>18105 Cedar Sage Ct Lago Vista, TX 78645 MLS ID: 3651606 Pending / For Sale</p> <p><i>Listing Courtesy of ERA Experts</i></p>	Single Family	3/3	2,865	1.23 acres 2020	3/26/2026	\$1,299,000 \$453/sq ft	6/8/2026 74 days
2	<p>8604 Bar K Ranch Rd Lago Vista, TX 78645 MLS ID: 8048559 Pending / For Sale</p> <p><i>Listing Courtesy of Redfin Corporation</i></p>	Single Family	3/3	2,402	0.28 acres 2023	4/3/2026	\$625,000 \$260/sq ft	6/5/2026 63 days
3	<p>21607 Santa Carlo Ave Lago Vista, TX 78645 MLS ID: 4033385 Pending / For Sale</p> <p><i>Listing Courtesy of Seeto Realty</i></p>	Single Family	3/2	1,517	0.46 acres 2013	4/18/2026	\$299,000 \$197/sq ft	6/5/2026 48 days
4	<p>22809 Agave Grove Dr Lago Vista, TX 78645 MLS ID: 6113524 Pending / For Sale</p> <p><i>Listing Courtesy of Keller Williams Realty</i></p>	Single Family	4/4	2,425	6,286 sqft 2022	1/6/2026	\$345,000 \$142/sq ft	6/3/2026 148 days
5	<p>2612 American Dr Lago Vista, TX 78645 MLS ID: 3163080 Pending / For Sale</p> <p><i>Listing Courtesy of Kuper Sotheby's Int'l Realty</i></p>	Single Family	3/2	1,554	9,418 sqft 2017	4/16/2026	\$295,000 \$190/sq ft	6/3/2026 48 days
6	<p>20602 Deep Crk Lago Vista, TX 78645 MLS ID: 9603784 Pending / For Sale</p> <p><i>Listing Courtesy of Compass RE Texas, LLC</i></p>	Single Family	4/3	2,792	9,993 sqft 2025	2/9/2026	\$725,000 \$260/sq ft	6/3/2026 114 days
7	<p>559 Demarett Dr Lago Vista, TX 78645 MLS ID: 8082313 Pending / For Sale</p> <p><i>Listing Courtesy of 9 Points Realty</i></p>	Condo/Townhouse/Apt.	3/3	1,809	1,786 sqft 1972	1/9/2026	\$169,000 \$93/sq ft	6/3/2026 145 days
8	<p>8417 Kelly Cv Lago Vista, TX 78645 MLS ID: 6457442 Pending / For Sale</p> <p><i>Listing Courtesy of Christies Intl Real Estate Lone Star</i></p>	Single Family	4/3	3,977	1.43 acres 2021	5/13/2026	\$1,499,000 \$377/sq ft	5/30/2026 17 days
9	<p>21002 Boggy Ford Rd Lago Vista, TX 78645 MLS ID: 3461699 Pending / For Sale</p> <p><i>Listing Courtesy of Keller Williams Realty Lone St</i></p>	Single Family	3/2	1,931	0.27 acres 1999	3/8/2026	\$379,900 \$197/sq ft	5/29/2026 82 days
10	<p>7312 Pace Ravine Dr Lago Vista, TX 78645 MLS ID: 4573576 Pending / For Sale</p> <p><i>Listing Courtesy of Brodsky Properties</i></p>	Single Family	5/5	3,667	0.25 acres 2016	1/30/2026	\$925,000 \$252/sq ft	5/29/2026 119 days

Lago Vista, Texas

Closed

Source: Public Records and Listings



Legend

● Closed

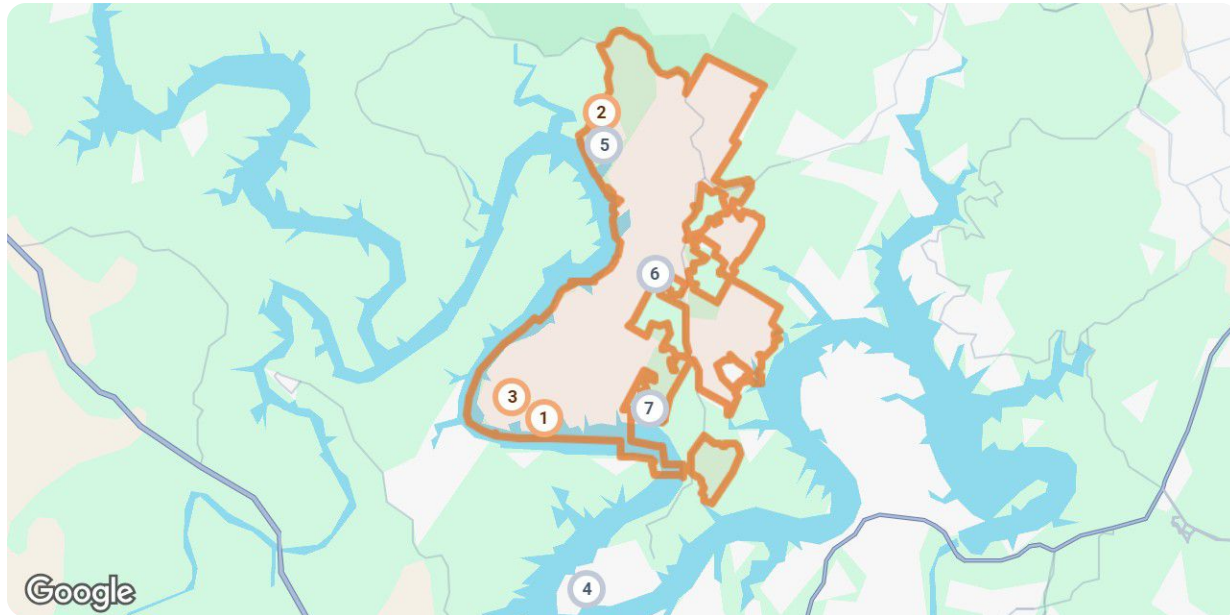
Closed: 10 properties		Property Type	Beds / Baths	Living Area (sq ft)	Lot Size / Year Built	Closed Date / Days in RPR	Closed Price / \$ Per Sq Ft	List to Sold Price %
1	 <p>8008 Arbor Knoll Ct Lago Vista, TX 78645 MLS ID: 9803865 Closed / For Sale</p> <p><i>Courtesy of eXp Realty, LLC</i></p>	Single Family	3/2	1,921	7,009 sqft 2018	6/5/2026 13 days	\$308,000 \$160/sq ft	↑ 2.67%
2	 <p>3808 Capitol Ave Lago Vista, TX 78645 MLS ID: 7367259 Closed / For Sale</p> <p><i>Courtesy of Venture Partners R.E.</i></p>	Single Family	4/2	1,818	8,764 sqft 2025	6/5/2026 163 days	\$364,900 \$201/sq ft	-
3	 <p>18402 Lakepoint Cv Lago Vista, TX 78645 MLS ID: 6616295 Closed / For Sale</p> <p><i>Courtesy of Keller Williams Realty Lone St</i></p>	Single Family	3/3	2,163	0.32 acres 2004	6/3/2026 9 days	\$535,000 \$247/sq ft	↓ 2.55%
4	 <p>2009 Omaha Dr Lago Vista, TX 78645 MLS ID: 5547200 Closed / For Sale</p> <p><i>Courtesy of Fletch Realty</i></p>	Single Family	4/2	1,813	9,000 sqft 2019	6/2/2026 153 days	\$330,000 \$182/sq ft	↓ 1.49%
5	 <p>2903 Ticonderoga Cv Lago Vista, TX 78645 MLS ID: 2548384 Closed / For Sale</p> <p><i>Courtesy of Pure Realty</i></p>	Single Family	3/3	1,836	10,346 sqft 2000	6/2/2026 54 days	\$415,000 \$226/sq ft	-



Closed: 10 properties		Property Type	Beds / Baths	Living Area (sq ft)	Lot Size / Year Built	Closed Date / Days in RPR	Closed Price / \$ Per Sq Ft	List to Sold Price %
	<p>20010 Victoria Chase Rd Lago Vista, TX 78645 MLS ID: 2904657</p> <p>■ Closed / For Sale</p> <p><i>Courtesy of Realty Texas LLC</i></p>	Single Family	4/4	3,326	2.5 acres 2005	6/2/2026 14 days	\$795,000 \$239/sq ft	-
	<p>20608 Adobe Trl Lago Vista, TX 78645 MLS ID: 3016083</p> <p>■ Closed / For Sale</p> <p><i>Courtesy of eXp Realty, LLC</i></p>	Single Family	3/3	2,159	8,952 sqft 2019	5/29/2026 72 days	\$485,000 \$225/sq ft	2.81%
	<p>3704 Alamo Cv Lago Vista, TX 78645 MLS ID: 3112393</p> <p>■ Closed / For Sale</p> <p><i>Courtesy of Pure Realty</i></p>	Single Family	3/3	2,328	9,858 sqft 2022	5/29/2026 13 days	\$481,000 \$207/sq ft	6.89%
	<p>20901 Broken Arrow Lago Vista, TX 78645 MLS ID: 8397708</p> <p>■ Closed / For Sale</p> <p><i>Courtesy of Mallach and Company</i></p>	Single Family	3/3	2,364	0.33 acres 2020	5/29/2026 27 days	\$680,000 \$288/sq ft	0.74%
	<p>5101 Country Club Dr Lago Vista, TX 78645 MLS ID: 1586895</p> <p>■ Closed / For Sale</p> <p><i>Courtesy of ERA Experts</i></p>	Single Family	3/3	2,667	0.27 acres 1987	5/29/2026 63 days	\$577,500 \$217/sq ft	3.73%











Distressed

Source: Public Records and Listings



Legend

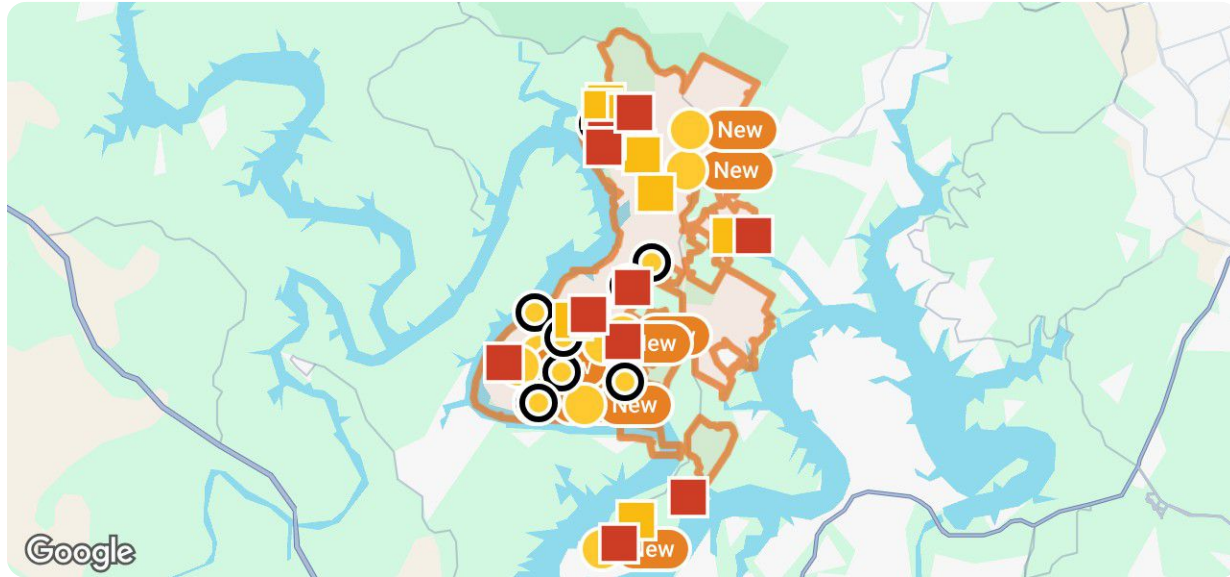
- Closed
- Off Market, Hold, Withdrawn, Expired, or Canceled

Distressed: 10 properties		Property Type	Beds / Baths	Living Area (sq ft)	Lot Size / Year Built	List Date / Days in RPR	List Price / \$ Per Sq Ft	Distressed Date / Type
1	 <p>20304 Highland Lake Dr Lago Vista, TX 78645 Closed / Public Record</p>	Single Family	-/2	1,956	0.26 acres 1995	- - days	- \$215/sq ft	5/20/2026 Notice of Trustee Sale
2	 <p>7420 Turnback Ledge Trl Lago Vista, TX 78645 Closed / Public Record</p>	Single Family	4/4	3,227	0.32 acres 2015	- - days	- \$236/sq ft	5/4/2026 Notice of Trustee Sale
3	 <p>5006 Thunderbird Lago Vista, TX 78645 Closed / Public Record</p>	Single Family	-/3	2,862	0.45 acres 1997	- - days	- \$211/sq ft	4/13/2026 Notice of Trustee Sale
4	 <p>4140 Rockwood Dr Lago Vista, TX 78645 Off Market / Public Record</p>	Single Family	-/2	1,938	0.3 acres 2002	- - days	- \$190/sq ft	3/19/2026 Notice of Trustee Sale
5	 <p>1609 Osprey Ridge Loop Lago Vista, TX 78645 Off Market / Public Record</p>	Single Family	4/4	3,335	0.65 acres 2008	- - days	- \$333/sq ft	5/7/2026 Notice of Trustee Sale
6	 <p>22224 Cape Travis Bnd Lago Vista, TX 78645 Off Market / Public Record</p>	Single Family	5/4	4,049	0.37 acres 2014	- - days	- \$191/sq ft	5/11/2026 Notice of Trustee Sale
7	 <p>8211 Purple Aster Pass Lago Vista, TX 78645 Off Market / Public Record</p>	Single Family	4/3	2,645	5,201 sqft 2023	- - days	- \$181/sq ft	4/9/2026 Notice of Trustee Sale
8	 <p>18616 Champions Cir Lago Vista, TX 78645 Off Market / Public Record</p>	Single Family	-/2	1,815	7,462 sqft 1981	- - days	- \$214/sq ft	4/17/2026 Notice of Trustee Sale
9	 <p>21905 Red Bird Dr Lago Vista, TX 78645 Off Market / Public Record</p>	Single Family	4/3	1,805	0.26 acres 2021	- - days	- \$295/sq ft	5/14/2026 Notice of Trustee Sale
10	 <p>19112 Leisure Ln Lago Vista, TX 78645 Off Market / Public Record</p>	Single Family	4/4	3,656	1.66 acres 2020	- - days	- \$319/sq ft	4/9/2026 Notice of Trustee Sale

Lago Vista, Texas

Summary

For Lease Activity in the Last 3 Months



Legend

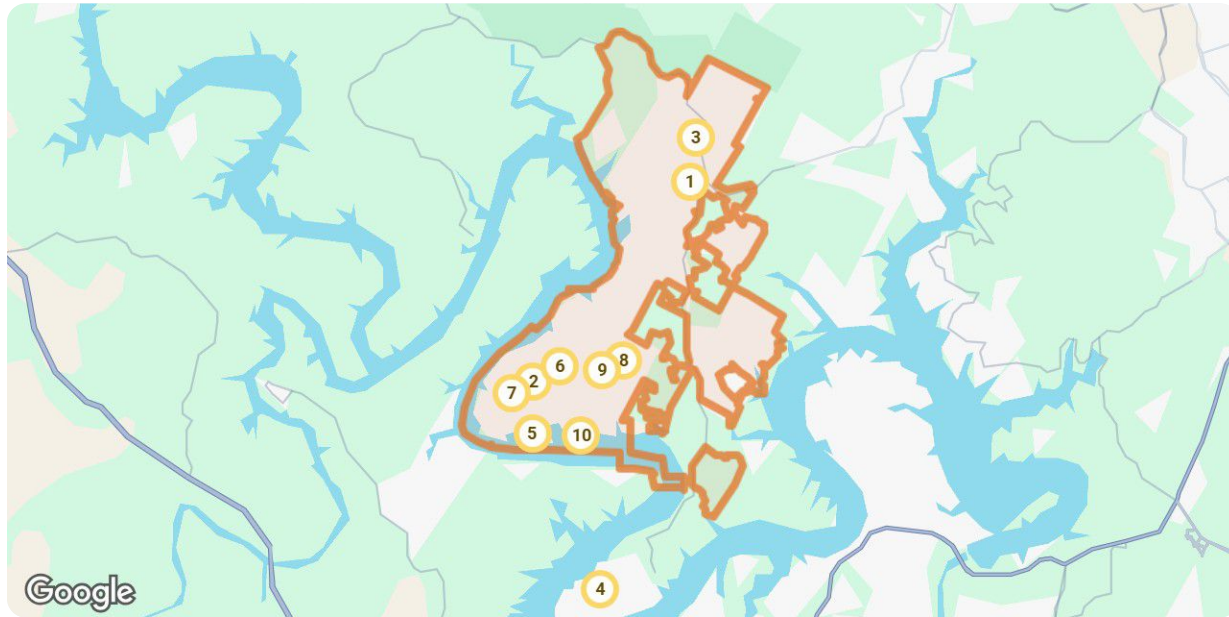
- For Lease
- For Lease Pending
- Distressed
- Recently Leased

	New	Pending	Closed	Distressed
Number of Properties	10	8	10	10
Lowest Listing Price / Est.Value	\$1,595	\$1,595	\$1,825	\$368,680
Median Listing Price / Est.Value	\$1,923	\$2,325	\$2,300	\$505,750
Highest Listing Price / Est.Value	\$9,975	\$5,750	\$3,600	\$1,165,000
Average Price / sqft	\$2	\$1	\$1	\$242
Median Price / sqft	\$1	\$1	\$1	\$212
Average Days in RPR	5	88	38	-
Median Days in RPR	6	50	27	-
Total Volume	\$29,265	\$21,495	\$24,095	\$5,226,650
Source	Listings	Listings	Public Records & Listings	Public Records & Listings

Market Activity Breakdown

New

Source: Listings



Legend

● Active For Lease

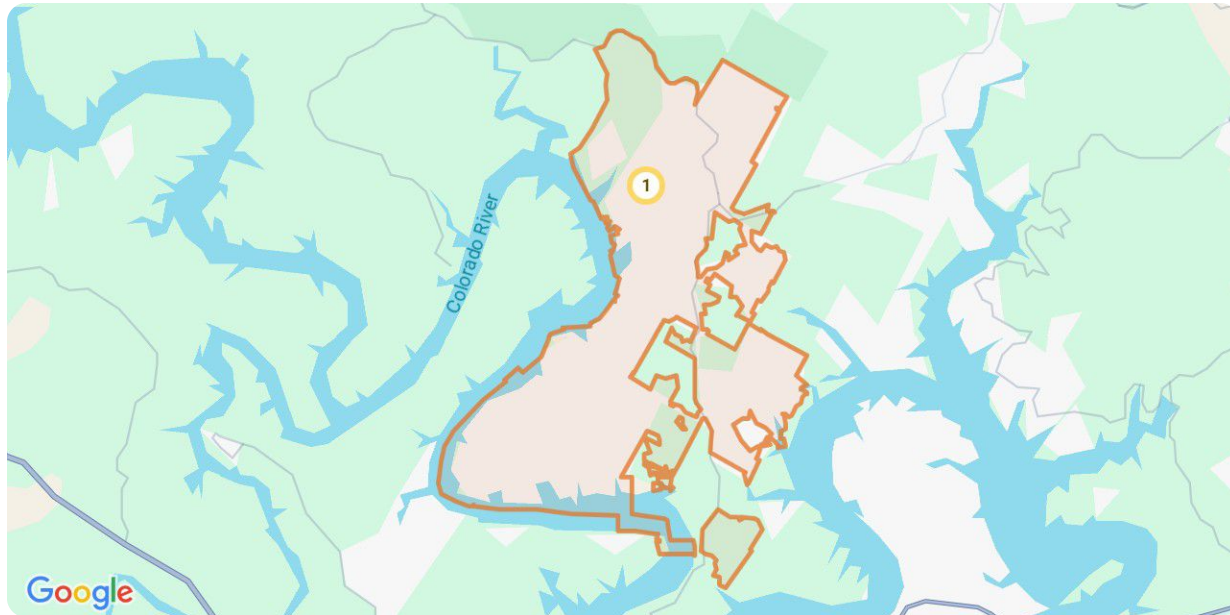
New: 10 properties		Property Type	Beds / Baths	Living Area (sq ft)	Lot Size	Year Built	List Date / Days in RPR	List Price / \$ Per Sq Ft
	 21635 Boggy Ford Rd Lago Vista, TX 78645 MLS ID: 6481483 ● Active / For Lease <i>Courtesy of Keller Williams Realty</i>	Condo/Townhouse/Apt.	3/2	1,077	10,672 sqft	2002	6/7/2026 1 day	\$1,595 mo. \$1/sq ft
	 20806 Northland Cir Lago Vista, TX 78645 MLS ID: 8101411 ● Active / For Lease <i>Courtesy of Texas Premier Realty</i>	Single Family	3/3	1,962	0.8 acres	2023	6/5/2026 3 days	\$3,500 mo. \$2/sq ft
	 1517 Osprey Ridge Loop Lago Vista, TX 78645 MLS ID: 8688022 ● Active / For Lease <i>Courtesy of Varela Properties</i>	Single Family	4/5	3,353	2.7 acres	1999	6/5/2026 3 days	\$9,975 mo. \$3/sq ft
	 21501 Patton Ave Lago Vista, TX 78645 MLS ID: 8299264 ● Active / For Lease <i>Courtesy of Stetson Property Management</i>	Condo/Townhouse/Apt.	2/2	1,224	0.25 acres	2018	6/5/2026 3 days	\$1,650 mo. \$1/sq ft
	 8116 Bronco Ln Lago Vista, TX 78645 MLS ID: 3517152 ● Active / For Lease <i>Courtesy of Gamma Realty</i>	Single Family	3/2	1,554	10,541 sqft	2021	6/2/2026 6 days	\$1,995 mo. \$1/sq ft

Lago Vista, Texas

New: 10 properties		Property Type	Beds / Baths	Living Area (sq ft)	Lot Size	Year Built	List Date / Days in RPR	List Price / \$ Per Sq Ft
6	<p>18814 Nicklaus Dr Lago Vista, TX 78645 MLS ID: 7738594 ● Active / For Lease</p> <p><i>Courtesy of All City Real Estate Ltd. Co</i></p>	Condo/Townhouse/Apt.	2/3	1,334	906 sqft	2020	6/2/2026 6 days	\$1,800 mo. \$1/sq ft
7	<p>20975 Waterside Dr, #35 Lago Vista, TX 78645 MLS ID: 1798641 ● Active / For Lease</p> <p><i>Courtesy of Coplin Properties Lake Travis</i></p>	Condo/Townhouse/Apt.	2/4	1,942	7,954 sqft	2002	6/2/2026 6 days	\$2,800 mo. \$1/sq ft
8	<p>21201 Portsmouth Cv, Unit 5 Lago Vista, TX 78645 MLS ID: 2777822 ● Active / For Lease</p> <p><i>Courtesy of REAL Broker LLC</i></p>	Condo/Townhouse/Apt.	3/3	1,284	-	2021	6/1/2026 7 days	\$1,850 mo. \$1/sq ft
9	<p>21604 Boggy Ford Rd Lago Vista, TX 78645 MLS ID: 7744908 ● Active / For Lease</p> <p><i>Courtesy of Property Care Group LLC</i></p>	Single Family	3/2	1,488	9,104 sqft	2002	5/31/2026 8 days	\$1,750 mo. \$1/sq ft
10	<p>20401 Rockpark Ln Lago Vista, TX 78645 MLS ID: 9859937 ● Active / For Lease</p> <p><i>Courtesy of Thrive Realty</i></p>	Single Family	3/3	1,920	0.29 acres	2020	5/30/2026 9 days	\$2,350 mo. \$1/sq ft

Pending

Source: Listings



Legend

● Active For Lease

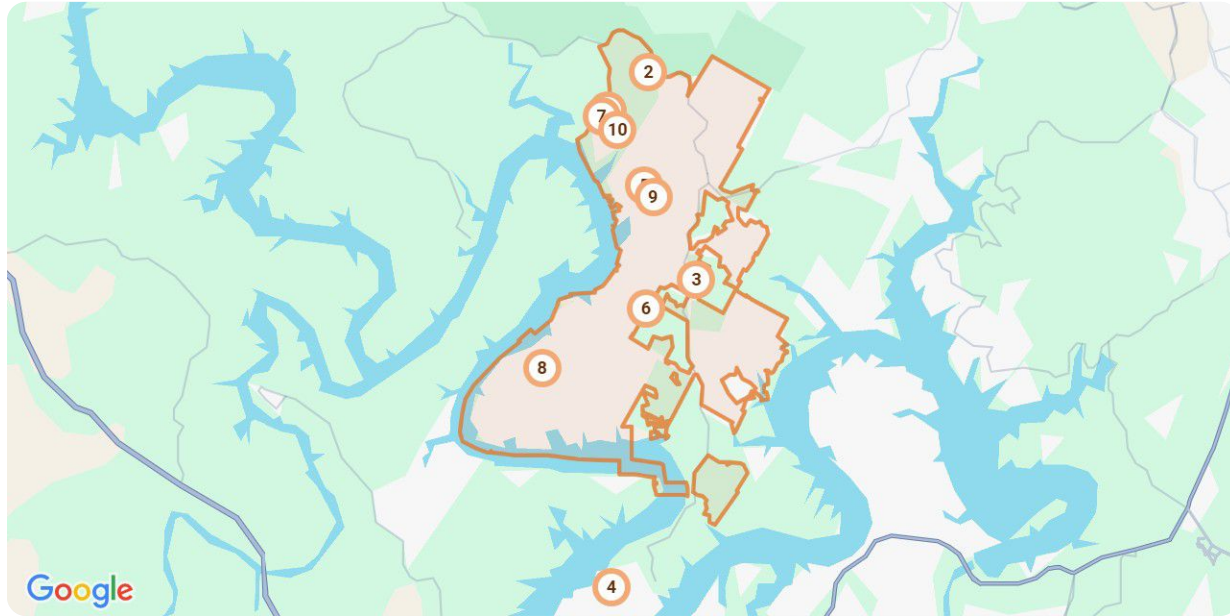


Pending: 8 properties		Property Type	Beds / Baths	Living Area (sq ft)	Lot Size / Year Built	List Date	List Price / \$ Per Sq Ft	Pending Date / Days in RPR
	 17813 Kingfisher Ridge Dr Lago Vista, TX 78645 MLS ID: 1019012 Pending / For Lease <i>Courtesy of Varela Properties</i>	Single Family	4/4	3,498	0.87 acres 2012	4/26/2026	\$5,750 mo. \$2/sq ft	6/6/2026 41 days
	 5102 Moss Pt Lago Vista, TX 78645 MLS ID: 2973175 Pending / For Lease <i>Courtesy of Compass RE Texas, LLC</i>	Single Family	3/2	1,801	0.26 acres 2022	4/28/2026	\$2,250 mo. \$1/sq ft	6/3/2026 36 days
	 21102 Santa Ana Cv Lago Vista, TX 78645 MLS ID: 1174288 Pending / For Lease <i>Courtesy of Talk Property Management</i>	Condo/Townhouse/Apt.	4/2	1,516	1,999 acres 2007	10/24/2025	\$1,595 mo. \$1/sq ft	6/3/2026 222 days
	 3206 Constitution Dr Lago Vista, TX 78645 MLS ID: 1969518 Pending / For Lease <i>Courtesy of Morris Green Properties</i>	Single Family	3/3	2,144	0.44 acres 2001	4/8/2026	\$2,800 mo. \$1/sq ft	5/28/2026 50 days
	 21001 Newhaven Cv Lago Vista, TX 78645 MLS ID: 1682262 Pending / For Lease <i>Courtesy of Christie's Int'l Real Estate</i>	Single Family	3/3	1,732	9,439 sqft 2024	11/26/2025	\$2,200 mo. \$1/sq ft	5/15/2026 170 days
	 3404 American Dr, Apt 3124 Lago Vista, TX 78645 MLS ID: 1282438 Pending / For Lease <i>Courtesy of eXp Realty, LLC</i>	Condo/Townhouse/Apt.	2/2	1,182	10,511 sqft 1987	2/26/2026	\$2,500 mo. \$2/sq ft	4/16/2026 49 days
	 7525 Desert Needle Dr Lago Vista, TX 78645 MLS ID: 2976435 Pending / For Lease <i>Courtesy of Imprint Realty</i>	Single Family	4/3	2,448	6,098 sqft 2019	2/18/2026	\$2,400 mo. \$1/sq ft	4/3/2026 44 days
	 20980 Waterside Dr, #40 Lago Vista, TX 78645 MLS ID: 2282875 Pending / For Lease <i>Courtesy of Keller Williams Realty-RR (WC)</i>	Condo/Townhouse/Apt.	3/3	1,540	7,954 sqft 2002	12/21/2025	\$2,000 mo. \$1/sq ft	3/24/2026 93 days

Lago Vista, Texas

Closed

Source: Public Records and Listings



Legend

● Closed

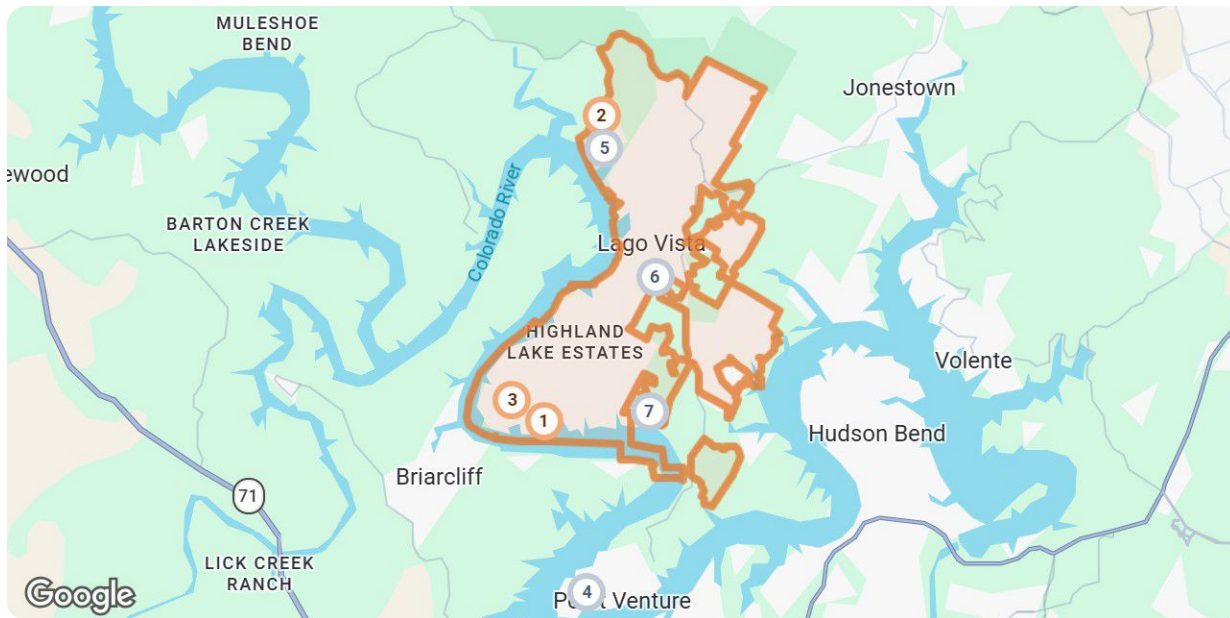
Closed: 10 properties		Property Type	Beds / Baths	Living Area (sq ft)	Lot Size / Year Built	Closed Date / Days in RPR	Closed Price / \$ Per Sq Ft	List to Sold Price %
1	 <p>20507 Bonanza St, Apt A Lago Vista, TX 78645 MLS ID: 6618130 ■ Closed / For Lease <i>Courtesy of ProManage LLC</i></p>	Condo/Townhouse/Apt.	3/3	1,451	3,598 sqft 2022	6/6/2026 146 days	- \$1/sq ft	-
2	 <p>8100 Copper Prairie Bnd Lago Vista, TX 78645 MLS ID: 4168937 ■ Closed / For Lease <i>Courtesy of eXp Realty, LLC</i></p>	Single Family	4/3	2,328	10,576 sqft 2022	6/1/2026 29 days	- \$1/sq ft	-
3	 <p>414 Summit Ridge Dr N Lago Vista, TX 78645 MLS ID: 8239933 ■ Closed / For Lease <i>Courtesy of eXp Realty, LLC</i></p>	Single Family	3/2	1,244	7,758 sqft 1999	6/1/2026 55 days	- \$1/sq ft	-
4	 <p>19612 Serenity Ln Lago Vista, TX 78645 MLS ID: 5178565 ■ Closed / For Lease <i>Courtesy of Team West Real Estate LLC</i></p>	Single Family	4/3	2,454	0.3 acres 2022	5/28/2026 20 days	- \$1/sq ft	-
5	 <p>21802 Surrey Ln Lago Vista, TX 78645 MLS ID: 2057051 ■ Closed / For Lease <i>Courtesy of Compass RE Texas, LLC</i></p>	Single Family	3/2	1,815	9,683 sqft 2021	5/26/2026 19 days	- \$1/sq ft	-



Closed: 10 properties		Property Type	Beds / Baths	Living Area (sq ft)	Lot Size / Year Built	Closed Date / Days in RPR	Closed Price / \$ Per Sq Ft	List to Sold Price %
6	<p>8215 Prairie Rye Dr Lago Vista, TX 78645 MLS ID: 5344607 Closed / For Lease</p> <p><i>Courtesy of Walzel Properties - Corporate Office</i></p>	Single Family	3/3	2,114	5,723 sqft 2020	5/24/2026 27 days	- \$1/sq ft	-
7	<p>21679 High Dr Lago Vista, TX 78645 MLS ID: 1915195 Closed / For Lease</p> <p><i>Courtesy of Hills Of Texas Sky Realty</i></p>	Single Family	3/3	2,396	0.29 acres 2023	5/23/2026 35 days	- \$1/sq ft	-
8	<p>4134 Rockwood Dr Lago Vista, TX 78645 MLS ID: 9063384 Closed / For Lease</p> <p><i>Courtesy of Hart of Texas</i></p>	Single Family	3/2	1,823	0.32 acres 2019	5/22/2026 2 days	- \$1/sq ft	-
9	<p>8008 Purple Aster Pass Lago Vista, TX 78645 MLS ID: 1617098 Closed / For Lease</p> <p><i>Courtesy of Allure Real Estate</i></p>	Single Family	4/4	2,399	6,534 sqft 2023	5/21/2026 17 days	- \$1/sq ft	-
10	<p>21607 Surrey Ln Lago Vista, TX 78645 MLS ID: 4183360 Closed / For Lease</p> <p><i>Courtesy of Austin Landmark Prop. Services</i></p>	Single Family	3/2	1,556	0.26 acres 2018	5/20/2026 26 days	- \$1/sq ft	-

Distressed

Source: Public Records and Listings













Legend

- Closed
- Off Market, Hold, Withdrawn, Expired, or Canceled



Lago Vista, Texas

Distressed: 10 properties		Property Type	Beds / Baths	Living Area (sq ft)	Lot Size / Year Built	List Date / Days in RPR	List Price / \$ Per Sq Ft	Distressed Date / Type
1	 <p>20304 Highland Lake Dr Lago Vista, TX 78645 Closed / Public Record</p>	Single Family	-/2	1,956	0.26 acres 1995	- - days	- \$215/sq ft	5/20/2026 Notice of Trustee Sale
2	 <p>7420 Turnback Ledge Trl Lago Vista, TX 78645 Closed / Public Record</p>	Single Family	4/4	3,227	0.32 acres 2015	- - days	- \$236/sq ft	5/4/2026 Notice of Trustee Sale
3	 <p>5006 Thunderbird Lago Vista, TX 78645 Closed / Public Record</p>	Single Family	-/3	2,862	0.45 acres 1997	- - days	- \$211/sq ft	4/13/2026 Notice of Trustee Sale
4	 <p>4140 Rockwood Dr Lago Vista, TX 78645 Off Market / Public Record</p>	Single Family	-/2	1,938	0.3 acres 2002	- - days	- \$190/sq ft	3/19/2026 Notice of Trustee Sale
5	 <p>1609 Osprey Ridge Loop Lago Vista, TX 78645 Off Market / Public Record</p>	Single Family	4/4	3,335	0.65 acres 2008	- - days	- \$333/sq ft	5/7/2026 Notice of Trustee Sale
6	 <p>22224 Cape Travis Bnd Lago Vista, TX 78645 Off Market / Public Record</p>	Single Family	5/4	4,049	0.37 acres 2014	- - days	- \$191/sq ft	5/11/2026 Notice of Trustee Sale
7	 <p>8211 Purple Aster Pass Lago Vista, TX 78645 Off Market / Public Record</p>	Single Family	4/3	2,645	5,201 sqft 2023	- - days	- \$181/sq ft	4/9/2026 Notice of Trustee Sale
8	 <p>18616 Champions Cir Lago Vista, TX 78645 Off Market / Public Record</p>	Single Family	-/2	1,815	7,462 sqft 1981	- - days	- \$214/sq ft	4/17/2026 Notice of Trustee Sale
9	 <p>21905 Red Bird Dr Lago Vista, TX 78645 Off Market / Public Record</p>	Single Family	4/3	1,805	0.26 acres 2021	- - days	- \$295/sq ft	5/14/2026 Notice of Trustee Sale
10	 <p>19112 Leisure Ln Lago Vista, TX 78645 Off Market / Public Record</p>	Single Family	4/4	3,656	1.66 acres 2020	- - days	- \$319/sq ft	4/9/2026 Notice of Trustee Sale



Lago Vista, Texas

About RPR

- RPR® is the nation's largest property database, exclusively for REALTORS®. It empowers REALTORS® to help buyers and sellers make informed decisions, backed by a real estate database covering more than 160 million residential and commercial properties in the United States.
- RPR is a wholly owned subsidiary of the National Association of REALTORS® and a member benefit to REALTORS®.
- RPR's data sources range from MLSs and county-level tax and assessment offices, to the U.S. Census and FEMA, to specialty data set providers such as Esri (consumer data), Niche (school information) and Precisely (geographic boundaries).

Learn More

For more information about RPR, please visit RPR's public website: <https://blog.narrpr.com>



RPR®

