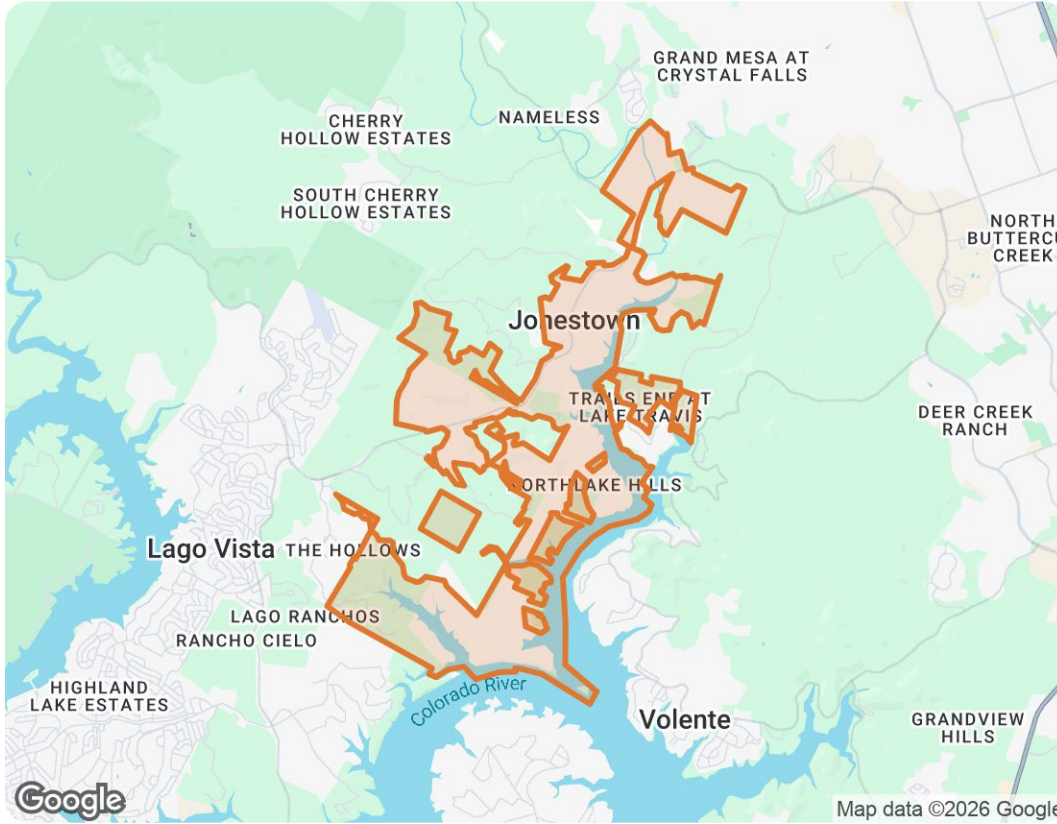


Jonestown, Texas



The biggest buyer rebates and lowest selling fees in real estate – without sacrificing full-service support, 7 days a week.

ShopProp Licensed CA, WA, HI, AZ, MI, TX, VA, CO

📞 Office (888) 821-0556

✉️ team@shopprop.com

🌐 www.shopprop.com

Shop|Prop

ShopProp Inc.

Jonestown, Texas

Market Trends

Market Trends for Jonestown, Texas

Single Family + Condo/Townhouse/Apt.

May 2026

Market Type



Key Details

Months of Inventory	Sold to List Price %	Median Days in RPR	Median Sold Price
11.25 ↑ 3.4% MoM	95.1% ↓ 1.63% MoM	53 ↑ 178.95% MoM	\$499,500 ↓ 4.85% MoM

This represents an estimated sale price for this property. It is not the same as the opinion of value in an appraisal developed by a licensed appraiser under the Uniform Standards of Professional Appraisal Practice.



Jonestown, Texas

May 2026 Median Estimated Property Value

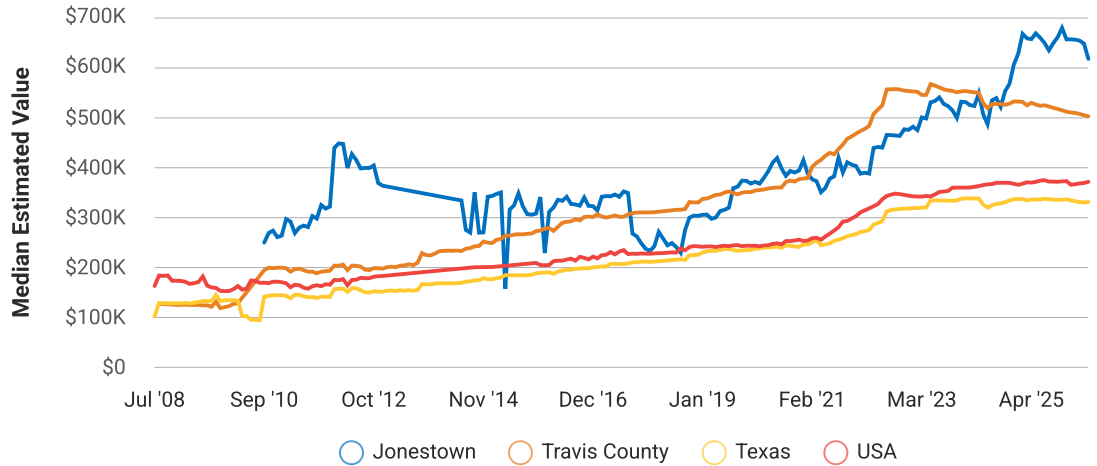
Single Family + Condo/Townhouse/Apt.

This graphic displays property estimates for a market area and a subject property, where one has been selected. Estimated property values are generated by a valuation model and are not formal appraisals.

Source: Public records, and MLS sources where licensed

Update Frequency: Monthly

Median Estimated Value \$616,680	Last Month Change -4.7%	12 Month Change -7.6%
---	--	--



May 2026 Active Listings

Jonestown, Texas

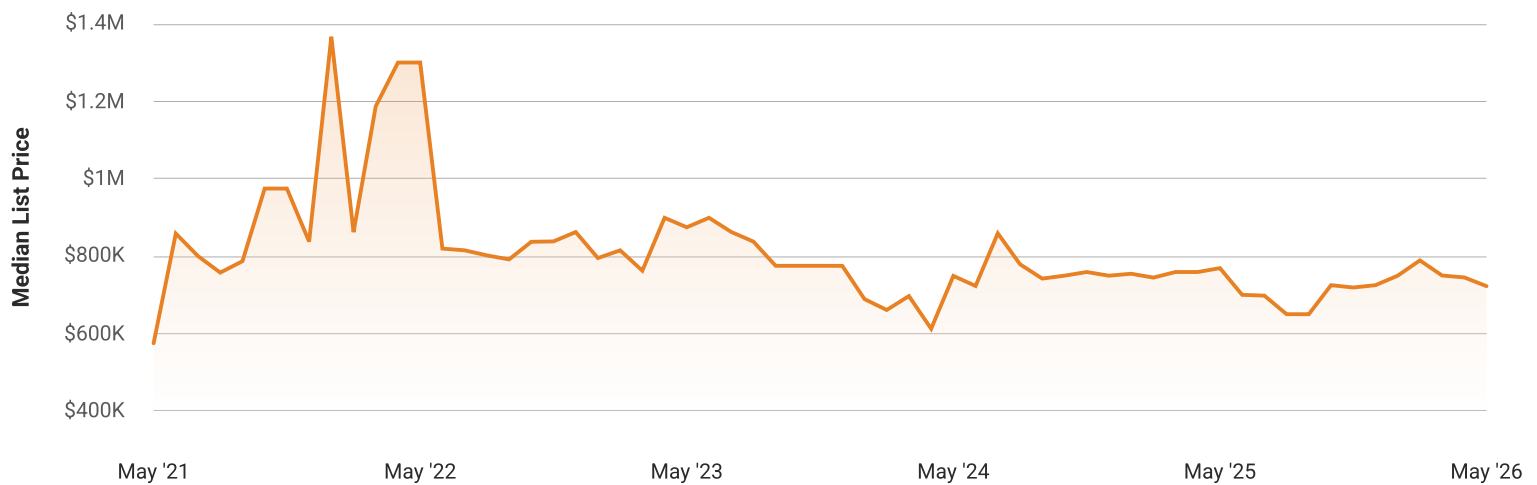
Single Family + Condo/Townhouse/Apt.

This graphic summarizes key statistics for properties that were in an active status on the last day of each month. RPR uses list date and a derived pending date to determine if the listing was active on the last day of the month. An end-of-month snapshot of active listings helps to understand inventory levels, price points and duration on the market.

Source: Listing sources

Update Frequency: Monthly

Median List Price - \$722,500 ↓ 3% Month over Month



Jonestown, Texas

May 2026 Sold Listings

Jonestown, Texas

Single Family + Condo/Townhouse/Apt.

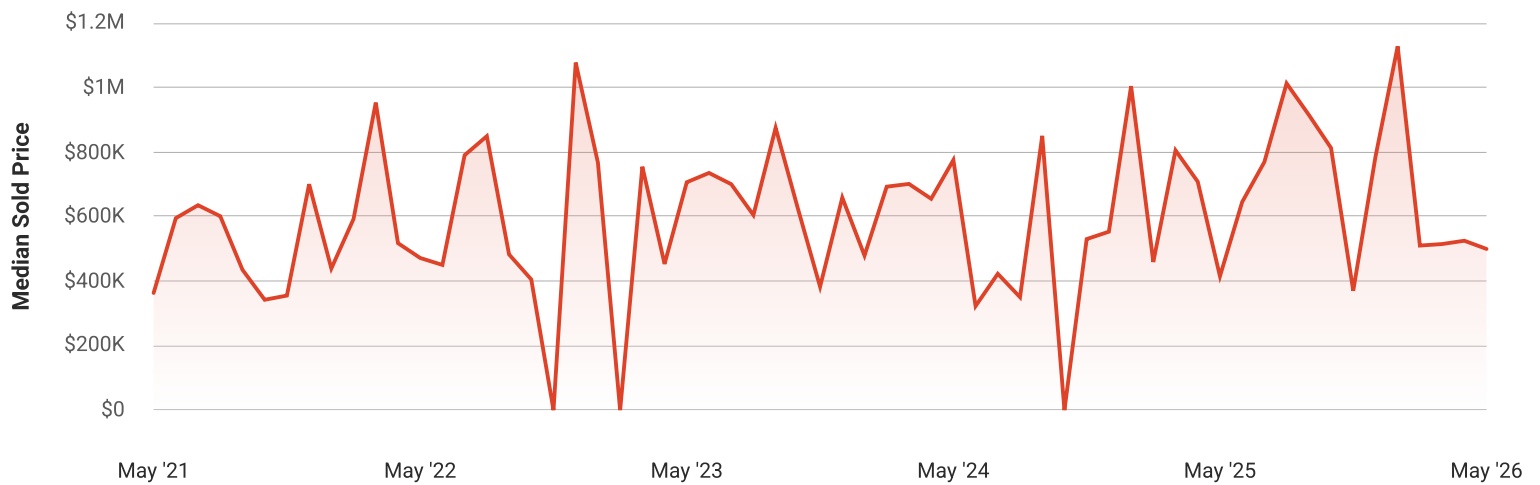
This graphic summarizes key statistics for properties that sold each month. RPR uses a derived sold date to determine when a property moved into a sold status within the given month. These statistics are important for understanding the price points on sold properties as well as the difference between the list price and sold price, which reveals whether buyers are paying over or under the asking price.

Source: Listing sources

Update Frequency: Monthly

Median Sold Price - \$499,500

↓ 4.8% Month over Month



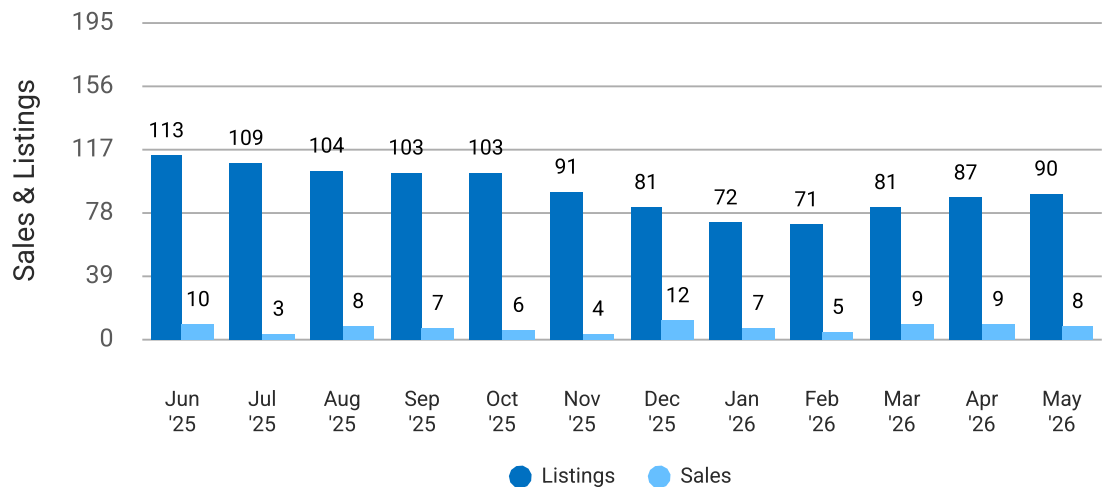
Total Sales and Active Listings in Jonestown, Texas

Single Family + Condo/Townhouse/Apt.

This graph compares the number of sales with the number of active listings in the local market.

Source: MLS data where licensed

Update Frequency: Monthly



Jonestown, Texas

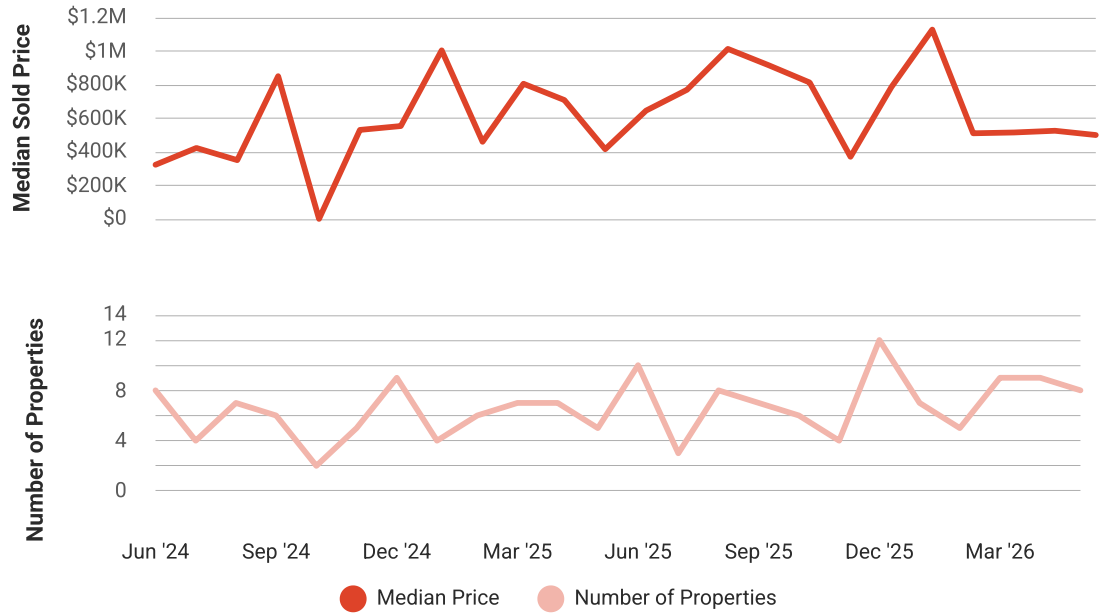
Median Sold Price vs Sold Listings in Jonestown, Texas

Single Family + Condo/Townhouse/Apt.

This chart compares the trend of median sold price and number of sold listings for the given location.

Source: Listing Data

Update Frequency: Monthly



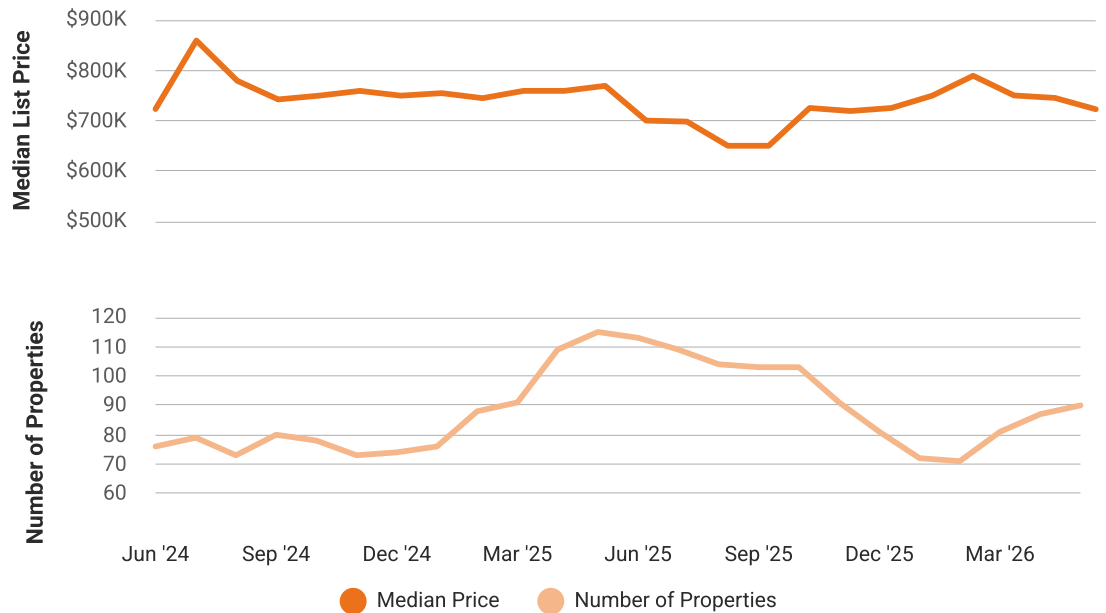
Median List Price vs Active Listings in Jonestown, Texas

Single Family + Condo/Townhouse/Apt.

This chart compares the trend of median list price and number of active properties for the given location.

Source: Listing Data

Update Frequency: Monthly



Market Snapshot

Value and Price Changes

	Current	Last Month	Last 3 Months	Last 12 Months	Last 24 Months	Last 36 Months
Median Est. Property Value Last Updated: 5/31/2026	\$616,680	\$647,070 -4.7%	\$655,000 -5.85%	\$667,690 -7.64%	\$506,270 +21.81%	\$530,010 +16.35%
Median Sold Price Last Updated: 5/31/2026	\$499,500	\$524,950 -4.85%	\$509,950 -2.05%	\$415,000 +20.36%	\$775,000 -35.55%	\$706,250 -29.27%
Median List Price Last Updated: 5/31/2026	\$722,500	\$745,000 -3.02%	\$789,000 -8.43%	\$769,000 -6.05%	\$749,000 -3.54%	\$874,500 -17.38%

About this Data: Because some brokerages may choose not to include their MLS listing content within the RPR platform, the analysis contained in this report may not have been created using all the available listing data within this geographical market. Median estimated property values are generated by a valuation model and are not formal appraisals. Valuations are based on public records and MLS data where licensed. The Metrics displayed here reflect **All Residential Single Family, Condo, Townhouse and Apartment properties** data.

Market Activity

Market Activity Filters

Sort Order: Date

Maximum Properties Per Change Type: 10

Change Types: New Listings, Pending, Closed, Distressed

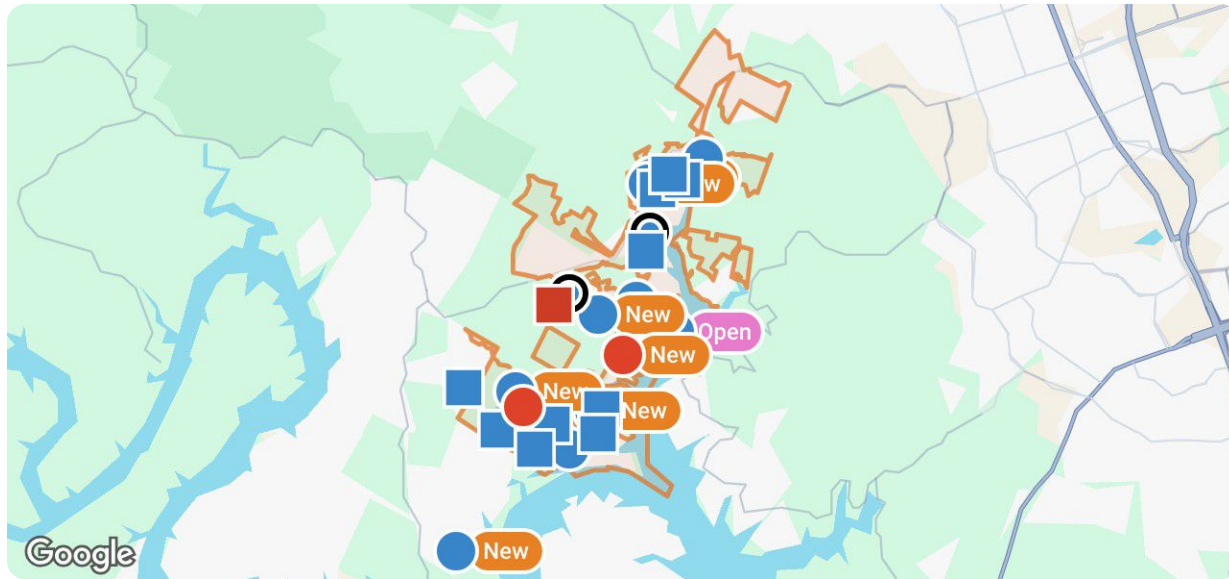
Property Types: Single Family, Condo/Townhouse/Apt

Property Features: Sale Price: Any, Lease Price: Any, Beds: Any, Baths: Any, Living Area: Any, Lot Size (acre): Any, Year Built: Any

Jonestown, Texas

Summary

For Sale Activity in the Last 3 Months



Legend

- For Sale
- For Sale Pending
- Distressed For Sale or Lease
- Recently Closed
- Distressed

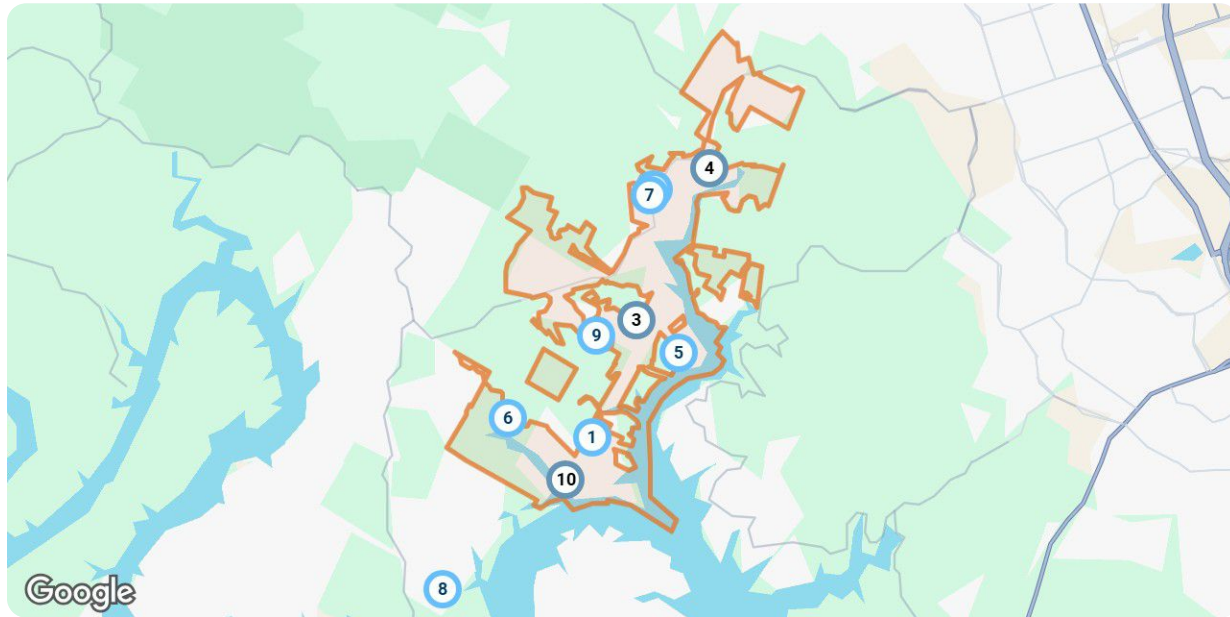
	New	Pending	Closed	Distressed
Number of Properties	10	3	10	3
Lowest Listing Price / Est.Value	\$228,000	\$225,000	\$137,500	\$715,800
Median Listing Price / Est.Value	\$442,000	\$895,000	\$402,000	\$879,999
Highest Listing Price / Est.Value	\$2,100,000	\$2,495,000	\$675,000	\$949,000
Average Price / sqft	\$342	\$367	\$245	\$301
Median Price / sqft	\$305	\$428	\$257	\$296
Average Days in RPR	13	28	93	32
Median Days in RPR	10	30	40	32
Total Volume	\$7,329,000	\$3,615,000	\$2,451,500	\$2,544,799
Source	Listings	Listings	Public Records & Listings	Public Records & Listings



Market Activity Breakdown






New

Source: Listings



Legend

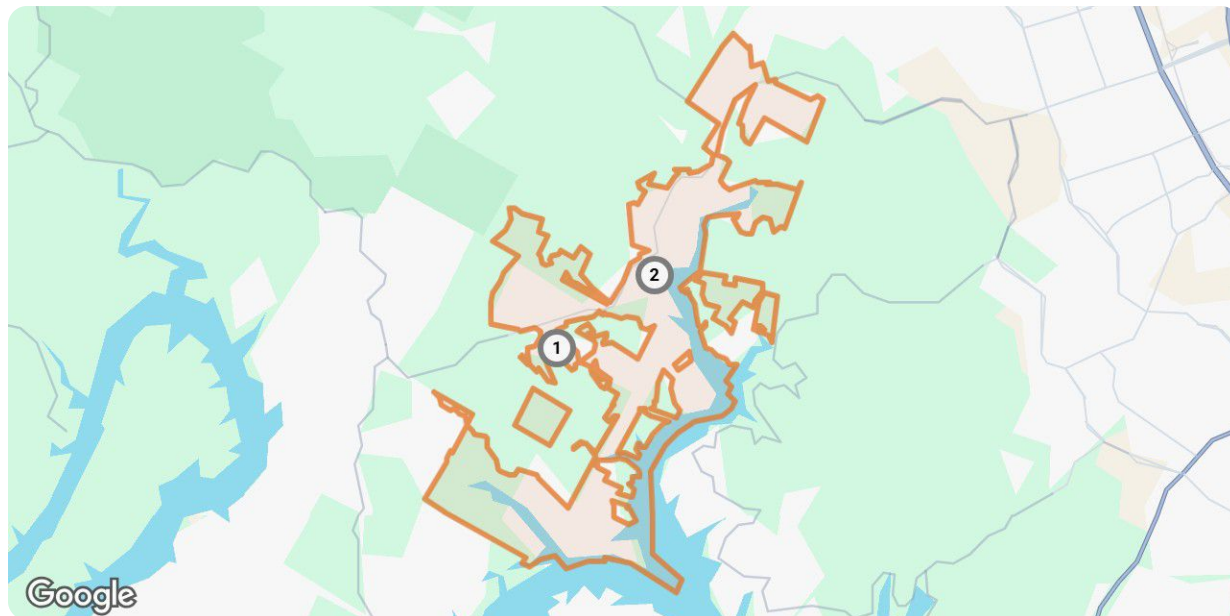
- Active For Sale
- Active Under Contract

New: 10 properties		Property Type	Beds / Baths	Living Area (sq ft)	Lot Size	Year Built	List Date / Days in RPR	List Price / \$ Per Sq Ft
1	 <p>11110 3rd St Jonestown, TX 78645 MLS ID: 1425331 ● Active / For Sale</p> <p><i>Listing Courtesy of eXp Realty, LLC</i></p>	Single Family	2/1	1,024	4,430 sqft	1974	6/5/2026 3 days	\$228,000 \$223/sq ft
2	 <p>10612 Lakeside Dr Jonestown, TX 78645 MLS ID: 2802855 ● Active / For Sale</p> <p><i>Listing Courtesy of Real Broker, LLC</i></p>	Single Family	2/1	1,014	0.37 acres	1955	6/5/2026 3 days	\$425,000 \$419/sq ft
3	 <p>17804 Maritime Point Dr, Unit 3 Jonestown, TX 78645 MLS ID: 8586982 ● Active Under Contract / For Sale</p> <p><i>Listing Courtesy of Compass RE Texas, LLC</i></p>	Condo/Townhouse/Apt.	3/2	1,410	5,963 sqft	2006	5/22/2026 17 days	\$435,000 \$309/sq ft
4	 <p>17808 Maritime Point Dr, Unit 3 Jonestown, TX 78645 MLS ID: 7291421 ● Active / For Sale</p> <p><i>Listing Courtesy of Compass RE Texas, LLC</i></p>	Condo/Townhouse/Apt.	3/2	1,245	5,968 sqft	2008	6/4/2026 4 days	\$365,000 \$293/sq ft
5	 <p>18025 Ranchland Hills Vis Jonestown, TX 78645 MLS ID: 9908072 ● Active Under Contract / For Sale</p> <p><i>Listing Courtesy of Kuper Sotheby's Int'l Realty</i></p>	Single Family	3/3	3,223	1.07 acres	2020	4/17/2026 52 days	\$1,595,000 \$495/sq ft

New: 10 properties		Property Type	Beds / Baths	Living Area (sq ft)	Lot Size	Year Built	List Date / Days in RPR	List Price / \$ Per Sq Ft
6	 <p>11603 Travis St Jonestown, TX 78645 MLS ID: 1892443 ● Active Under Contract / For Sale</p> <p><i>Listing Courtesy of Allure Real Estate</i></p>	Single Family	3/2	1,024	0.35 acres	1985	5/21/2026 18 days	\$308,000 \$301/sq ft
7	 <p>17001 Northlake Hills Dr Jonestown, TX 78645 MLS ID: 9127222 ● Active / For Sale</p> <p><i>Listing Courtesy of Magnolia Realty Round Rock</i></p>	Single Family	4/4	2,762	1.09 acres	2017	6/2/2026 6 days	\$825,000 \$299/sq ft
8	 <p>18852 Hidden Ridge Pl Jonestown, TX 78645 MLS ID: 3447386 ● Active / For Sale</p> <p><i>Listing Courtesy of Red Door Realty & Associates</i></p>	Single Family	3/2	1,523	0.69 acres	2007	5/30/2026 9 days	\$599,000 \$393/sq ft
9	 <p>10903 Elm St Jonestown, TX 78645 MLS ID: 6426545 ● Active / For Sale</p> <p><i>Listing Courtesy of Coldwell Banker Realty</i></p>	Single Family	3/3	1,614	4,678 sqft	2023	5/29/2026 10 days	\$449,000 \$278/sq ft
10	 <p>Boxwood Bnd Jonestown, TX 78645 MLS ID: 5603924 ● Active / For Sale</p> <p><i>Listing Courtesy of Creekview Realty</i></p>	Single Family	6/6	5,145	1.72 acres	2023	5/28/2026 11 days	\$2,100,000 \$408/sq ft

Pending

Source: Listings



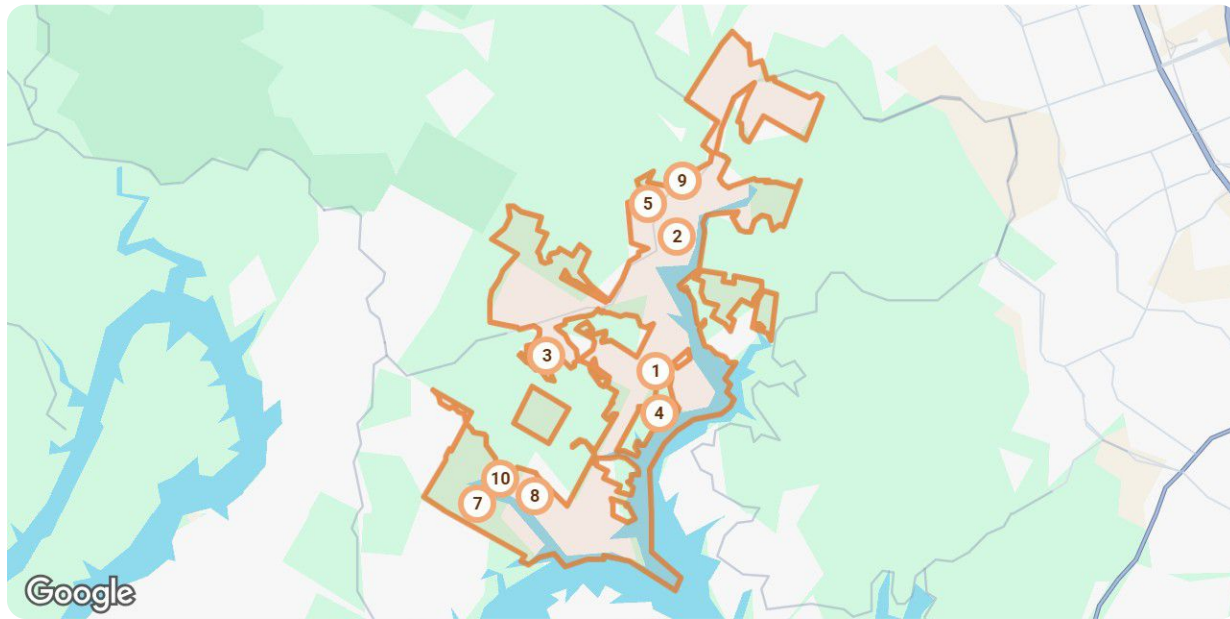
Legend

● Pending

Pending: 3 properties		Property Type	Beds / Baths	Living Area (sq ft)	Lot Size / Year Built	List Date	List Price / \$ Per Sq Ft	Pending Date / Days in RPR
1	<p>17807 Breakwater Dr Jonestown, TX 78645 MLS ID: 1347484 ● Pending / For Sale</p> <p><i>Listing Courtesy of Kuper Sotheby's Int'l Realty</i></p>	Single Family	4/6	5,442	1.88 acres 2008	5/8/2026	\$2,495,000 \$458/sq ft	6/7/2026 30 days
2	<p>11016 Oak St Jonestown, TX 78645 MLS ID: 3704013 ● Pending / For Sale</p> <p><i>Listing Courtesy of Opendoor Brokerage, LLC</i></p>	Single Family	3/2	1,040	4,996 sqft 1987	6/3/2026	\$225,000 \$216/sq ft	6/6/2026 3 days
3	<p>18408 W Rim Dr Jonestown, TX 78645 MLS ID: 5269568 ● Pending / For Sale</p> <p><i>Listing Courtesy of Keller Williams - Lake Travis</i></p>	Single Family	4/3	2,093	1.03 acres 1999	3/20/2026	\$895,000 \$428/sq ft	5/11/2026 52 days

Closed

Source: Public Records and Listings



















Legend

● Closed

Closed: 10 properties		Property Type	Beds / Baths	Living Area (sq ft)	Lot Size / Year Built	Closed Date / Days in RPR	Closed Price / \$ Per Sq Ft	List to Sold Price %
1	<p>8621 Nina Ln Jonestown, TX 78645 MLS ID: 1003116 ■ Closed / For Sale</p> <p><i>Courtesy of Compass RE Texas, LLC</i></p>	Single Family	4/3	2,291	8,307 sqft 2024	6/5/2026 290 days	\$675,000 \$295/sq ft	-
2	<p>10900 2nd St Jonestown, TX 78645 MLS ID: 9038946 ■ Closed / For Sale</p> <p><i>Courtesy of ERA Experts</i></p>	Single Family	2/1	776	5,301 sqft 1962	5/28/2026 43 days	\$137,500 \$177/sq ft	↓ 8.33%

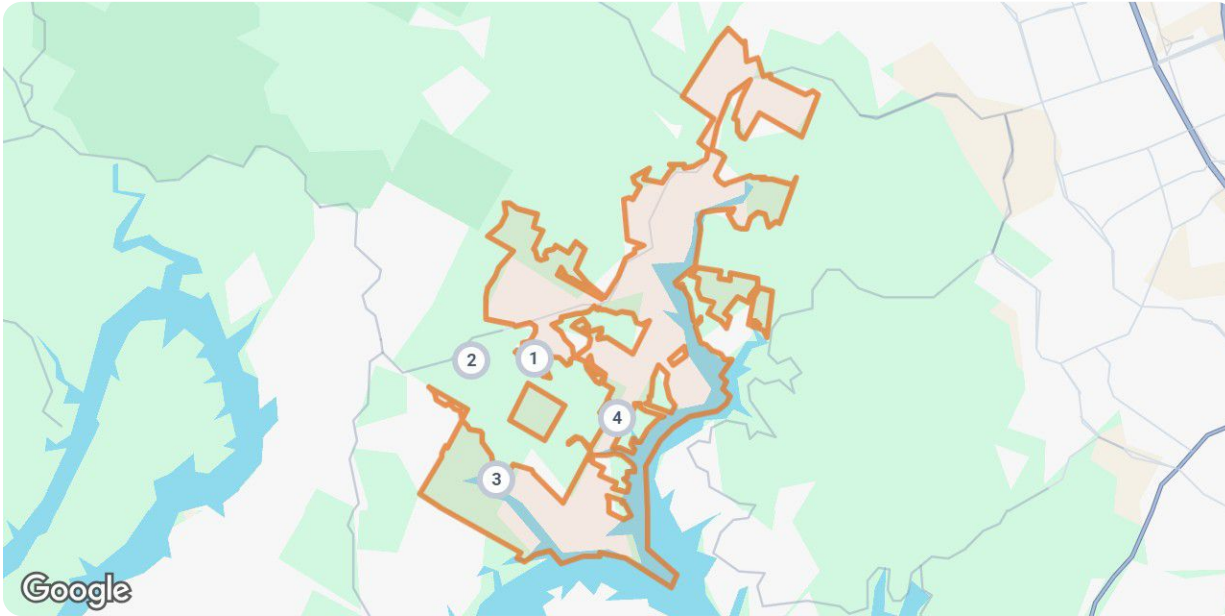


Closed: 10 properties		Property Type	Beds / Baths	Living Area (sq ft)	Lot Size / Year Built	Closed Date / Days in RPR	Closed Price / \$ Per Sq Ft	List to Sold Price %
	 <p>6800 Little Serenity Cv Jonestown, TX 78645 MLS ID: 7945309 Closed / For Sale</p> <p><i>Courtesy of Keller Williams Realty-RR WC</i></p>	Single Family	3/3	2,082	0.48 acres 2021	5/22/2026 37 days	\$550,000 \$264/sq ft	↓ 8.32%
	 <p>18215 Ledge St Jonestown, TX 78645 MLS ID: 2373425 Closed / For Sale</p> <p><i>Courtesy of Venture Partners R.E.</i></p>	Single Family	2/1	1,122	0.47 acres 1966	5/21/2026 8 days	\$285,000 \$254/sq ft	-
	 <p>18208 Gregg Bluff Rd Jonestown, TX 78645 MLS ID: 7020304 Closed / For Sale</p> <p><i>Courtesy of eXp Realty LLC</i></p>	Single Family	3/3	1,606	0.25 acres 2024	5/20/2026 170 days	\$355,000 \$221/sq ft	↓ 11.25%
	 <p>17708 Maritime Point Dr, Unit 3 Jonestown, TX 78645 MLS ID: 6781354 Closed / For Sale</p> <p><i>Courtesy of Realty Texas LLC</i></p>	Condo/Townhouse/Apt.	3/3	1,726	5,963 sqft 2006	5/19/2026 8 days	\$449,000 \$260/sq ft	-
	 <p>11016 Oak St Jonestown, TX 78645 Closed / Public Record</p>	Single Family	-/2	1,040	4,996 sqft 1987	5/19/2026 - days	- \$284/sq ft	-
	 <p>17612 Regatta View Dr Jonestown, TX 78645 Closed / Public Record</p>	Single Family	5/5	3,978	1.01 acres 2018	5/15/2026 - days	- \$436/sq ft	-
	 <p>18400 Lake Oaks Dr Jonestown, TX 78645 Closed / Public Record</p>	Single Family	-/2	952	10,428 sqft 1982	5/13/2026 - days	- \$215/sq ft	-
	 <p>6701 Adventures Pl Jonestown, TX 78645 Closed / Public Record</p>	Single Family	4/5	3,837	0.5 acres 2021	5/6/2026 - days	- \$269/sq ft	-

Jonestown, Texas




Distressed

Source: Public Records and Listings



Legend

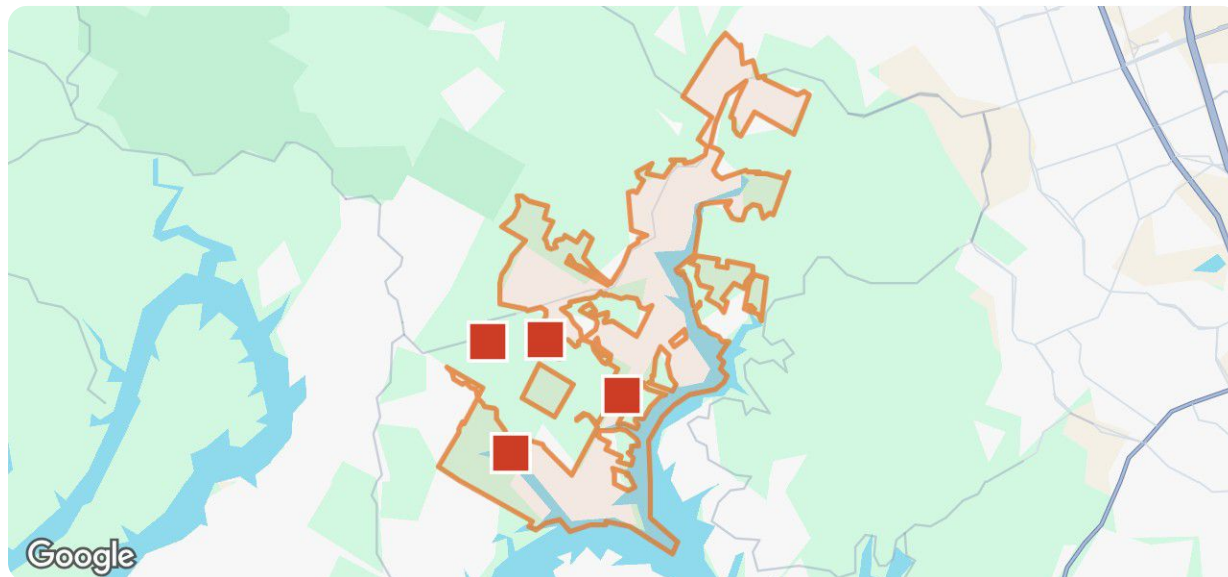
- Active For Sale
- Off Market, Hold, Withdrawn, Expired, or Canceled

Distressed: 3 properties		Property Type	Beds / Baths	Living Area (sq ft)	Lot Size / Year Built	List Date / Days in RPR	List Price / \$ Per Sq Ft	Distressed Date / Type
1	 <p>8211 Moon Rise Trl Jonestown, TX 78645 MLS ID: 9522177</p> <p>● Active / For Sale</p> <p><i>Listing Courtesy of Keller Williams Realty C. P.</i></p>	Single Family	4/4	3,207	1 acre 2007	5/14/2026 25 days	\$949,000 \$296/sq ft	3/16/2026 Notice of Foreclosure Sale
2	 <p>7224 Getaway Dr Jonestown, TX 78645 MLS ID: 7855333</p> <p>● Active / For Sale</p> <p><i>Listing Courtesy of eXp Realty, LLC</i></p>	Single Family	4/4	3,921	1.05 acres 2022	4/30/2026 39 days	\$879,999 \$224/sq ft	3/13/2026 Notice of Foreclosure Sale
3	 <p>8416 Rock Cliff Dr, #2 Jonestown, TX 78645</p> <p>■ Off Market / Public Record</p>	Single Family	-/1	1,876	0.26 acres 1964	- - days	- \$382/sq ft	3/26/2026 Notice of Trustee Sale



Summary

For Lease Activity in the Last 3 Months

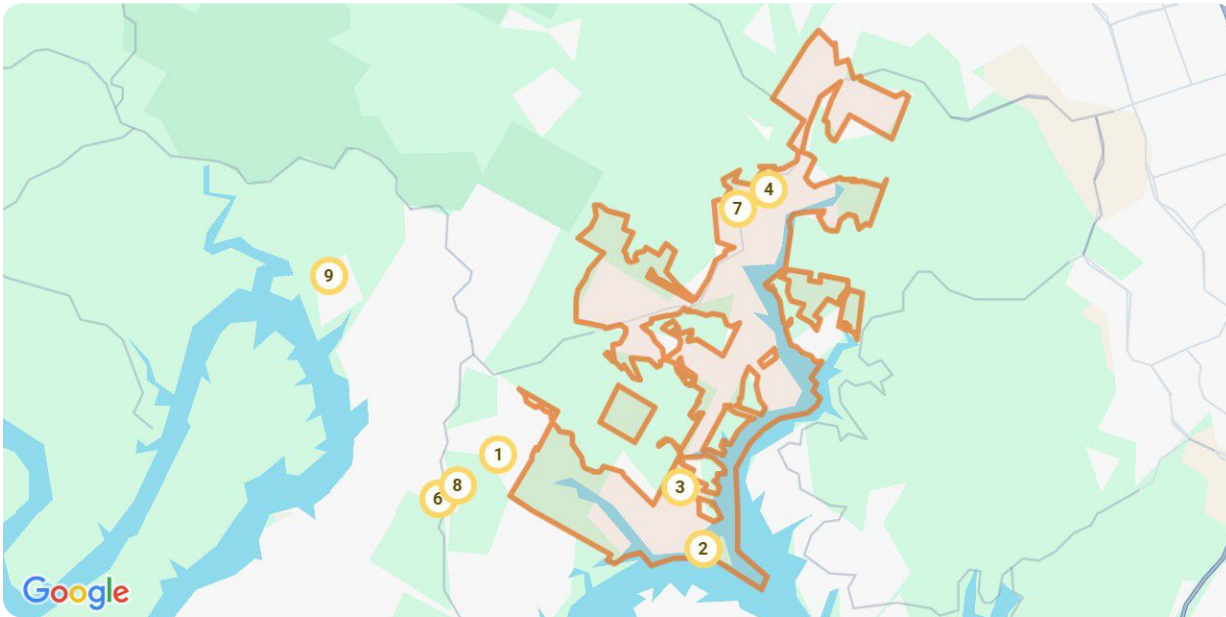


	New	Closed	Distressed
Number of Properties	10	6	3
Lowest Listing Price / Est.Value	\$1,450	\$2,000	\$715,800
Median Listing Price / Est.Value	\$1,948	\$3,400	\$884,520
Highest Listing Price / Est.Value	\$22,000	\$6,500	\$982,970
Average Price / sqft	\$2	\$1	\$306
Median Price / sqft	\$2	\$1	\$310
Average Days in RPR	31	87	-
Median Days in RPR	29	55	-
Total Volume	\$40,735	\$21,700	\$2,583,290
Source	Listings	Public Records & Listings	Public Records & Listings

Market Activity Breakdown

New











Source: Listings



Legend

● Active For Lease

New: 10 properties		Property Type	Beds / Baths	Living Area (sq ft)	Lot Size	Year Built	List Date / Days in RPR	List Price / \$ Per Sq Ft
1	 <p>6608 Lantern View Dr, Apt 202 Jonestown, TX 78645 MLS ID: 5126878 ● Active / For Lease</p> <p><i>Courtesy of OG Realty</i></p>	Condo/Townhouse/Apt.	3/2	1,245	5,963 sqft	2006	6/1/2026 7 days	\$2,150 mo. \$2/sq ft
2	 <p>11007 Elm St Jonestown, TX 78645 MLS ID: 9888341 ● Active / For Lease</p> <p><i>Courtesy of Moreland Properties</i></p>	Single Family	3/3	1,282	5,384 sqft	2019	5/28/2026 11 days	\$1,895 mo. \$1/sq ft
3	 <p>Deer Canyon Rd Jonestown, TX 78645 MLS ID: 6903660 ● Active / For Lease</p> <p><i>Courtesy of Jones & Carter Real Estate</i></p>	Single Family	3/2	1,250	-	2007	5/20/2026 19 days	\$1,750 mo. \$1/sq ft
4	 <p>Deer Canyon Rd Jonestown, TX 78645 MLS ID: 6851132 ● Active / For Lease</p> <p><i>Courtesy of Jones & Carter Real Estate</i></p>	Condo/Townhouse/Apt.	2/1	1,100	-	2017	5/20/2026 19 days	\$1,450 mo. \$1/sq ft
5	 <p>17808 Maritime Point Dr, Unit 3 Jonestown, TX 78645 MLS ID: 7601143 ● Active / For Lease</p> <p><i>Courtesy of Keller Williams Realty</i></p>	Condo/Townhouse/Apt.	3/3	1,685	5,963 sqft	2008	5/17/2026 22 days	\$2,500 mo. \$1/sq ft

New: 10 properties		Property Type	Beds / Baths	Living Area (sq ft)	Lot Size	Year Built	List Date / Days in RPR	List Price / \$ Per Sq Ft
	 <p>6601 Destination Way Jonestown, TX 78645 MLS ID: 7120179 ● Active / For Lease</p> <p><i>Courtesy of Compass RE Texas, LLC</i></p>	Single Family	3/2	2,586	0.36 acres	2022	5/3/2026 36 days	\$3,500 mo. \$1/sq ft
	 <p>6412 Lantern View Dr Jonestown, TX 78645 MLS ID: 7221631 ● Active / For Lease</p> <p><i>Courtesy of Kuper Sotheby's Int'l Realty</i></p>	Single Family	5/8	6,700	2.16 acres	2023	4/27/2026 42 days	\$22,000 mo. \$3/sq ft
	 <p>17720 Maritime Point Dr, Unit 1 Jonestown, TX 78645 MLS ID: 6287819 ● Active / For Lease</p> <p><i>Courtesy of Younger Homes Real Estate, LLC</i></p>	Condo/Townhouse/Apt.	2/2	1,084	5,963 sqft	2006	4/24/2026 45 days	\$2,000 mo. \$2/sq ft
	 <p>20111 Travis Dr, Apt B Jonestown, TX 78645 MLS ID: 5567295 ● Active / For Lease</p> <p><i>Courtesy of Dash Realty</i></p>	Condo/Townhouse/Apt.	2/2	1,075	0.27 acres	2018	4/16/2026 53 days	\$1,745 mo. \$2/sq ft
	 <p>20111 Travis Dr Jonestown, TX 78645 MLS ID: 6574303 ● Active / For Lease</p> <p><i>Courtesy of Dash Realty</i></p>	Condo/Townhouse/Apt.	2/2	1,000	0.27 acres	2017	4/16/2026 53 days	\$1,745 mo. \$2/sq ft




Closed

Source: Public Records and Listings



Legend

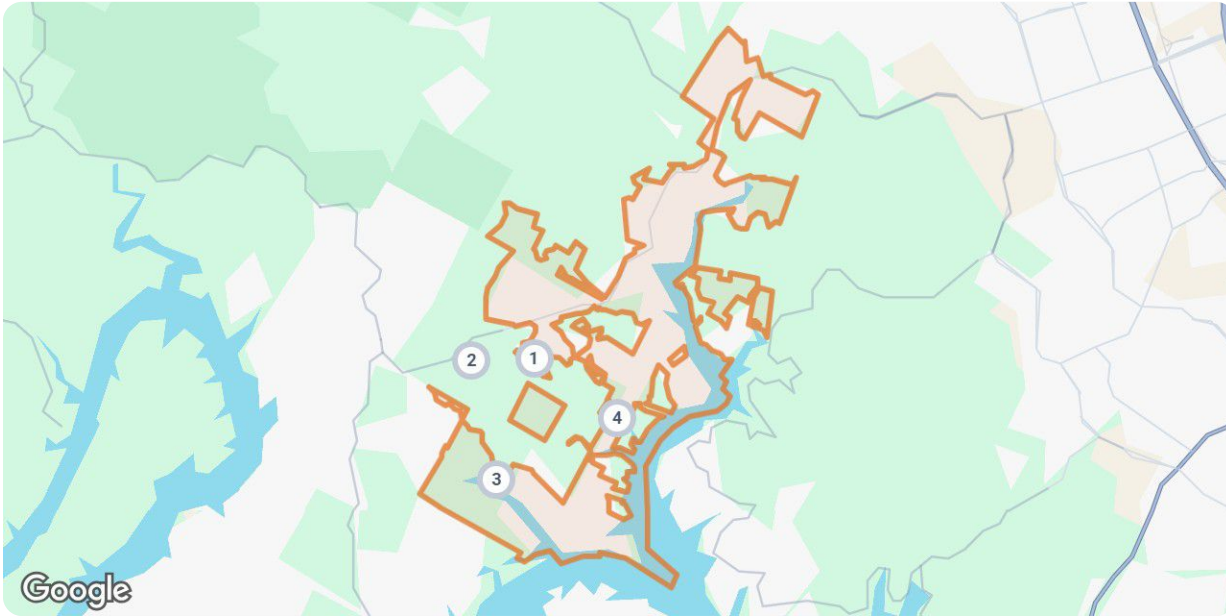
 Closed

Closed: 6 properties		Property Type	Beds / Baths	Living Area (sq ft)	Lot Size / Year Built	Closed Date / Days in RPR	Closed Price / \$ Per Sq Ft	List to Sold Price %
1	 <p>6621 Destination Way Jonestown, TX 78645 MLS ID: 9261727 Closed / For Lease</p> <p><i>Courtesy of Keller Williams Realty</i></p>	Single Family	4/5	3,622	6,534 sqft 2022	5/23/2026 294 days	- \$1/sq ft	-
2	 <p>17709 Hunters Holw Jonestown, TX 78645 MLS ID: 7747135 Closed / For Lease</p> <p><i>Courtesy of eXp Realty, LLC</i></p>	Single Family	4/7	4,922	1.32 acres 2023	5/22/2026 82 days	- \$1/sq ft	-
3	 <p>22604 Maidengrass Ln Jonestown, TX 78645 MLS ID: 1318161 Closed / For Lease</p> <p><i>Courtesy of All City Real Estate Ltd. Co</i></p>	Single Family	4/3	2,772	0.31 acres 2020	5/14/2026 75 days	- \$1/sq ft	-
4	 <p>18000 Lafayette Park Rd Jonestown, TX 78645 MLS ID: 5304777 Closed / For Lease</p> <p><i>Courtesy of Austin Exclusive Realty, LLC.</i></p>	Single Family	2/2	1,144	9,496 sqft 2015	5/4/2026 34 days	- \$2/sq ft	-
5	 <p>4905 Destination Way Jonestown, TX 78645 MLS ID: 4316852 Closed / For Lease</p> <p><i>Courtesy of Coldwell Banker Realty</i></p>	Single Family	4/5	3,486	0.5 acres 2021	4/30/2026 9 days	- \$1/sq ft	-
6	 <p>19520 Diversion Cir Jonestown, TX 78645 MLS ID: 9508770 Closed / For Lease</p> <p><i>Courtesy of My Dream Home Helpers Realty</i></p>	Single Family	4/4	2,843	9,060 sqft 2023	4/11/2026 30 days	- \$1/sq ft	-

Jonestown, Texas




Distressed

Source: Public Records and Listings



Legend

● Off Market, Hold, Withdrawn, Expired, or Canceled

Distressed: 3 properties		Property Type	Beds / Baths	Living Area (sq ft)	Lot Size / Year Built	List Date / Days in RPR	List Price / \$ Per Sq Ft	Distressed Date / Type
1	 <p>8416 Rock Cliff Dr, #2 Jonestown, TX 78645 ■ Off Market / Public Record</p>	Single Family	-/1	1,876	0.26 acres 1964	- - days	- \$382/sq ft	3/26/2026 Notice of Trustee Sale
2	 <p>7224 Getaway Dr Jonestown, TX 78645 ■ Off Market / Public Record</p>	Single Family	4/3	3,921	1.05 acres 2022	- - days	- \$226/sq ft	3/13/2026 Notice of Foreclosure Sale
3	 <p>8211 Moon Rise Trl Jonestown, TX 78645 ■ Off Market / Public Record</p>	Single Family	-/3	3,169	1 acre 2005	- - days	- \$310/sq ft	3/16/2026 Notice of Foreclosure Sale



Jonestown, Texas

About RPR

- RPR® is the nation's largest property database, exclusively for REALTORS®. It empowers REALTORS® to help buyers and sellers make informed decisions, backed by a real estate database covering more than 160 million residential and commercial properties in the United States.
- RPR is a wholly owned subsidiary of the National Association of REALTORS® and a member benefit to REALTORS®.
- RPR's data sources range from MLSs and county-level tax and assessment offices, to the U.S. Census and FEMA, to specialty data set providers such as Esri (consumer data), Niche (school information) and Precisely (geographic boundaries).

Learn More

For more information about RPR, please visit RPR's public website: <https://blog.narrpr.com>

