

Seattle, Washington



The biggest buyer rebates and lowest selling fees in real estate – without sacrificing full-service support, 7 days a week.

ShopProp Licensed CA, WA, HI, AZ, MI, TX, VA, CO

📞 Office (888) 821-0556

✉️ team@shopprop.com

🌐 www.shopprop.com

Shop|Prop

ShopProp Inc.

Market Trends

May 2026 Median Estimated Property Value

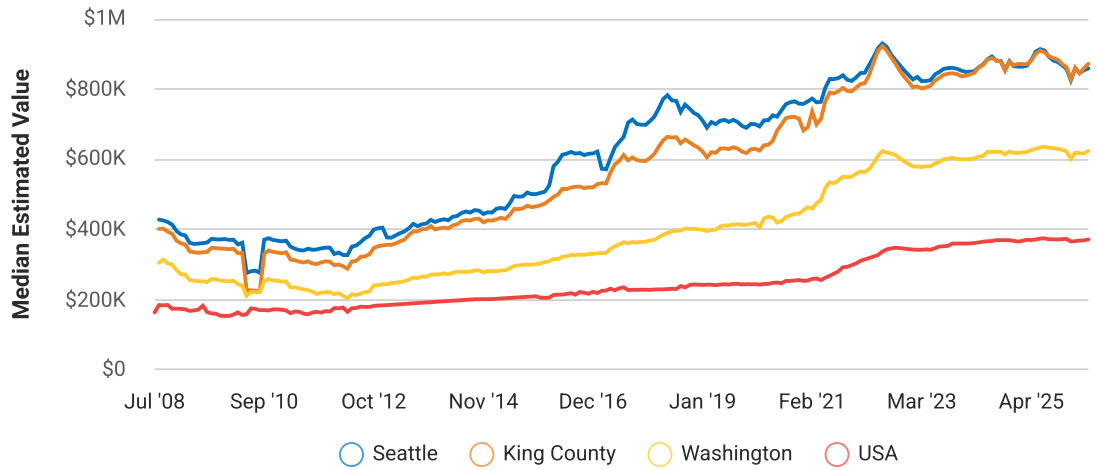
Single Family + Condo/Townhouse/Apt.

This graphic displays property estimates for a market area and a subject property, where one has been selected. Estimated property values are generated by a valuation model and are not formal appraisals.

Source: Public records, and MLS sources where licensed

Update Frequency: Monthly

Median Estimated Value \$859,000	Last Month Change +0.6%	12 Month Change -5.3%
---	--	--



Seattle, Washington

Active Listings

Seattle, Washington

Single Family + Condo/Townhouse/Apt.

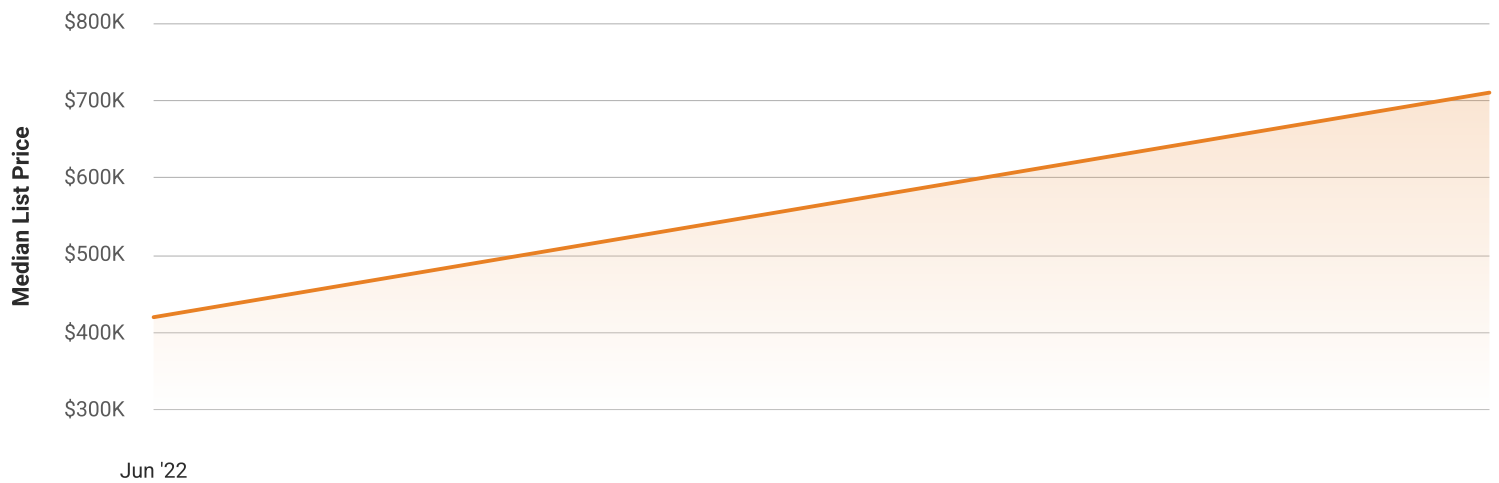
This graphic summarizes key statistics for properties that were in an active status on the last day of each month. RPR uses list date and a derived pending date to determine if the listing was active on the last day of the month. An end-of-month snapshot of active listings helps to understand inventory levels, price points and duration on the market.

Source: Listing sources

Update Frequency: Monthly

Median List Price - -

● Month over Month



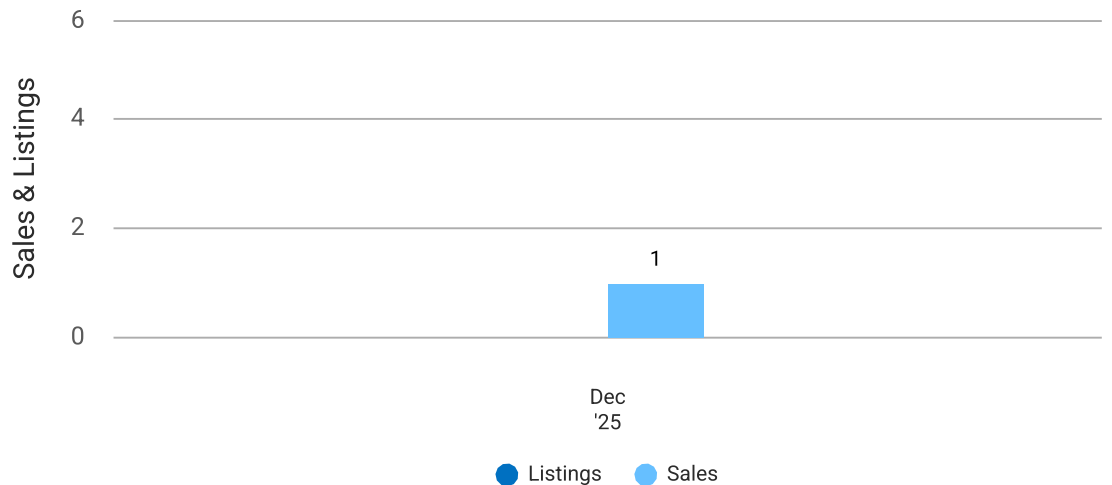
Total Sales and Active Listings in Seattle, Washington

Single Family + Condo/Townhouse/Apt.

This graph compares the number of sales with the number of active listings in the local market.

Source: MLS data where licensed

Update Frequency: Monthly



Seattle, Washington

Median Sold Price vs Sold Listings in Seattle, Washington

Single Family + Condo/Townhouse/Apt.

This chart compares the trend of median sold price and number of sold listings for the given location.

Source: Listing Data

Update Frequency: Monthly



Median List Price vs Active Listings in Seattle, Washington

Single Family + Condo/Townhouse/Apt.

This chart compares the trend of median list price and number of active properties for the given location.

Source: Listing Data

Update Frequency: Monthly

No data to display.

No data to display.

● Median Price ● Number of Properties



Market Snapshot

Value and Price Changes

	Current	Last Month	Last 3 Months	Last 12 Months	Last 24 Months	Last 36 Months
Median Est. Property Value Last Updated: 5/31/2026	\$859,000	\$853,940 +0.59%	\$859,000 0%	\$906,970 -5.29%	\$870,540 -1.33%	\$825,120 +4.11%

About this Data: Because some brokerages may choose not to include their MLS listing content within the RPR platform, the analysis contained in this report may not have been created using all the available listing data within this geographical market. Median estimated property values are generated by a valuation model and are not formal appraisals. Valuations are based on public records and MLS data where licensed. The Metrics displayed here reflect **All Residential Single Family, Condo, Townhouse and Apartment properties** data.

Market Activity

Market Activity Filters

Sort Order: Date

Maximum Properties Per Change Type: 10

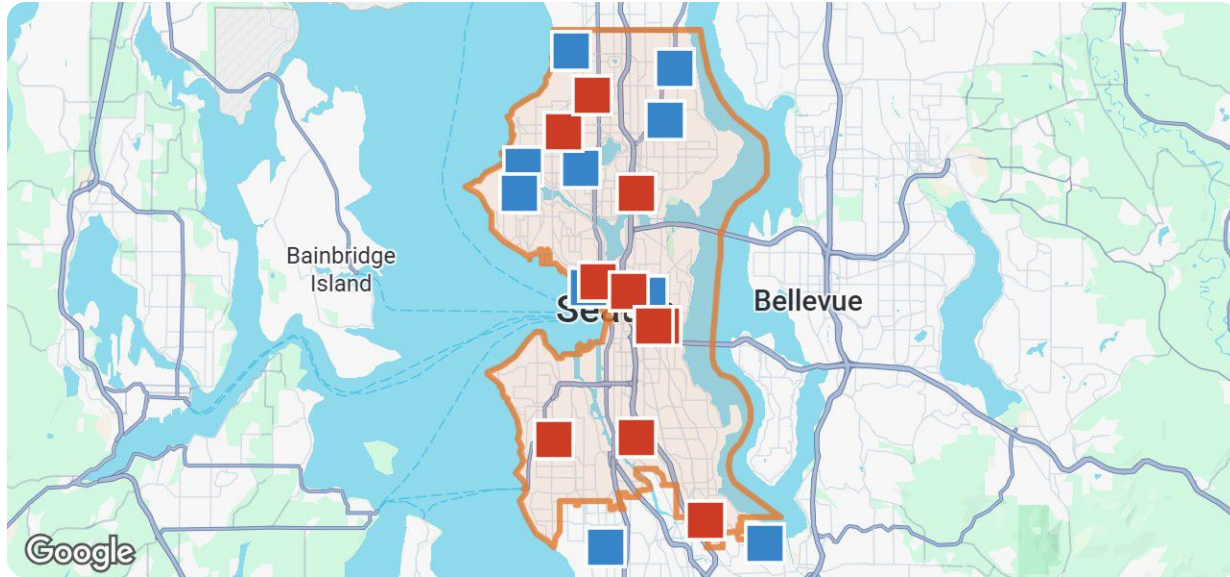
Change Types: New Listings, Pending, Closed, Distressed

Property Types: Single Family, Condo/Townhouse/Apt

Property Features: Sale Price: Any, Lease Price: Any, Beds: Any, Baths: Any, Living Area: Any, Lot Size (acre): Any, Year Built: Any

Summary

For Sale Activity in the Last 3 Months

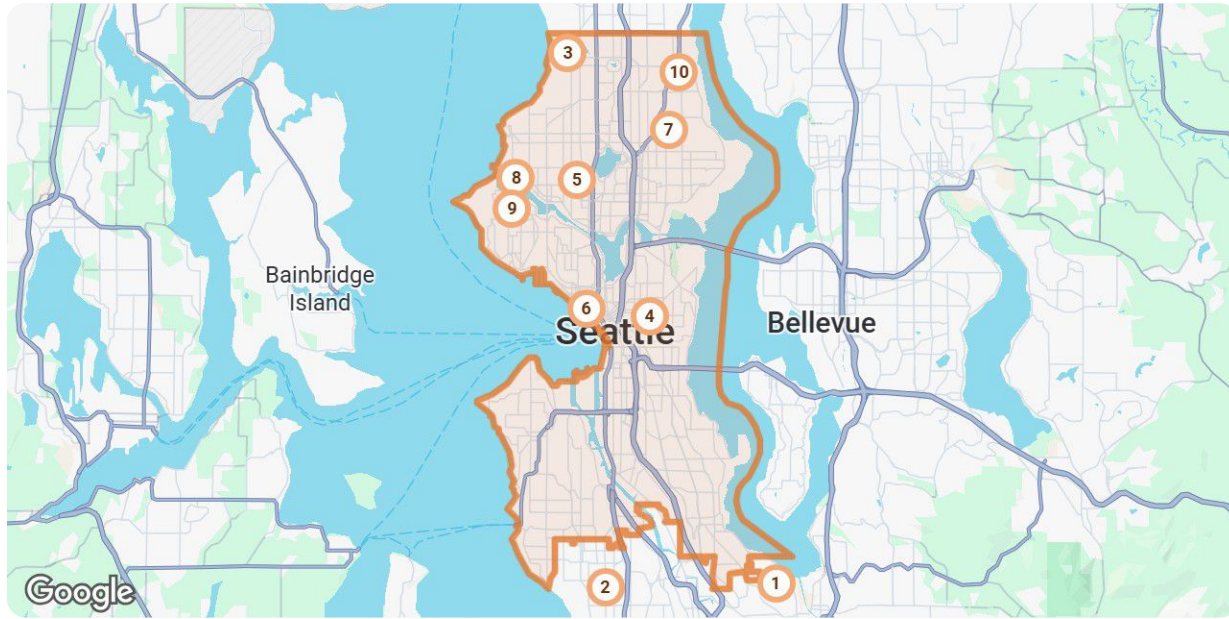


	Closed	Distressed
Number of Properties	10	10
Lowest Listing Price / Est.Value	\$460,000	\$200,000
Median Listing Price / Est.Value	\$718,600	\$652,525
Highest Listing Price / Est.Value	\$1,350,000	\$1,911,370
Average Price / sqft	\$590	\$566
Median Price / sqft	\$598	\$537
Average Days in RPR	-	-
Median Days in RPR	-	-
Total Volume	\$7,557,100	\$8,421,240
Source	Public Records & Listings	Public Records & Listings

Market Activity Breakdown

Closed

Source: Public Records and Listings



Legend

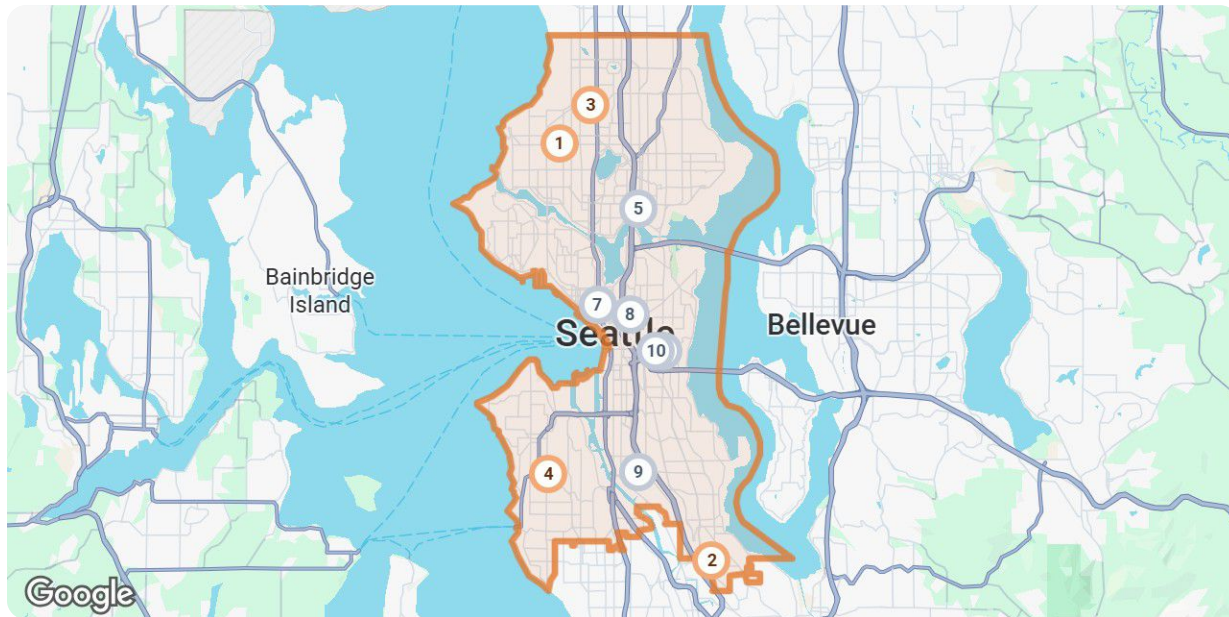
● Closed

Closed: 10 properties		Property Type	Beds / Baths	Living Area (sq ft)	Lot Size / Year Built	Closed Date / Days in RPR	Closed Price / \$ Per Sq Ft	List to Sold Price %
1	 <p>132 NW 143rd St Seattle, WA 98177</p> <p>■ Closed / Public Record</p>	Single Family	4/2	2,070	6,075 sqft 1948	5/28/2026 - days	\$810,000 \$382/sq ft	-
2	 <p>10219 15th Ave NE Seattle, WA 98125</p> <p>■ Closed / Public Record</p>	Single Family	2/1	860	4,930 sqft 1950	5/28/2026 - days	\$690,000 \$906/sq ft	-
3	 <p>3017 15th Ave S Seattle, WA 98144</p> <p>■ Closed / Public Record</p>	Single Family	4/2	1,280	3,180 sqft 1938	5/28/2026 - days	\$749,900 \$709/sq ft	-
4	 <p>8742 17th Ave NW Seattle, WA 98117</p> <p>■ Closed / Public Record</p>	Single Family	2/-	690	4,000 sqft 1942	5/28/2026 - days	\$565,000 \$1,012/sq ft	-
5	 <p>9010 18th Ave SW Seattle, WA 98106</p> <p>■ Closed / Public Record</p>	Condo/Townhouse/Apt.	3/2	1,160	991 sqft 2007	5/28/2026 - days	\$495,000 \$417/sq ft	-
6	 <p>2414 1st Ave, Apt 321 Seattle, WA 98121</p> <p>■ Closed / Public Record</p>	Condo/Townhouse/Apt.	2/1	683	- 1994	5/28/2026 - days	\$460,000 \$612/sq ft	-

Closed: 10 properties		Property Type	Beds / Baths	Living Area (sq ft)	Lot Size / Year Built	Closed Date / Days in RPR	Closed Price / \$ Per Sq Ft	List to Sold Price %
	 10729 23rd Ave NE Seattle, WA 98125 	Single Family	4/3	2,210	7,792 sqft 2001	5/28/2026 - days	\$1,350,000 \$538/sq ft	-
	 7217 28th Ave NW Seattle, WA 98117 	Single Family	3/2	1,560	3,750 sqft 1954	5/28/2026 - days	\$1,000,000 \$717/sq ft	-
	 13054 30th Ave NE Seattle, WA 98125 	Single Family	3/2	1,310	7,761 sqft 1951	5/28/2026 - days	\$699,200 \$576/sq ft	-
	 13716 30th Ave NE Seattle, WA 98125 	Condo/Townhouse/Apt.	3/4	1,760	1,836 sqft 2022	5/28/2026 - days	\$738,000 \$463/sq ft	-

Distressed









Source: Public Records and Listings



Legend

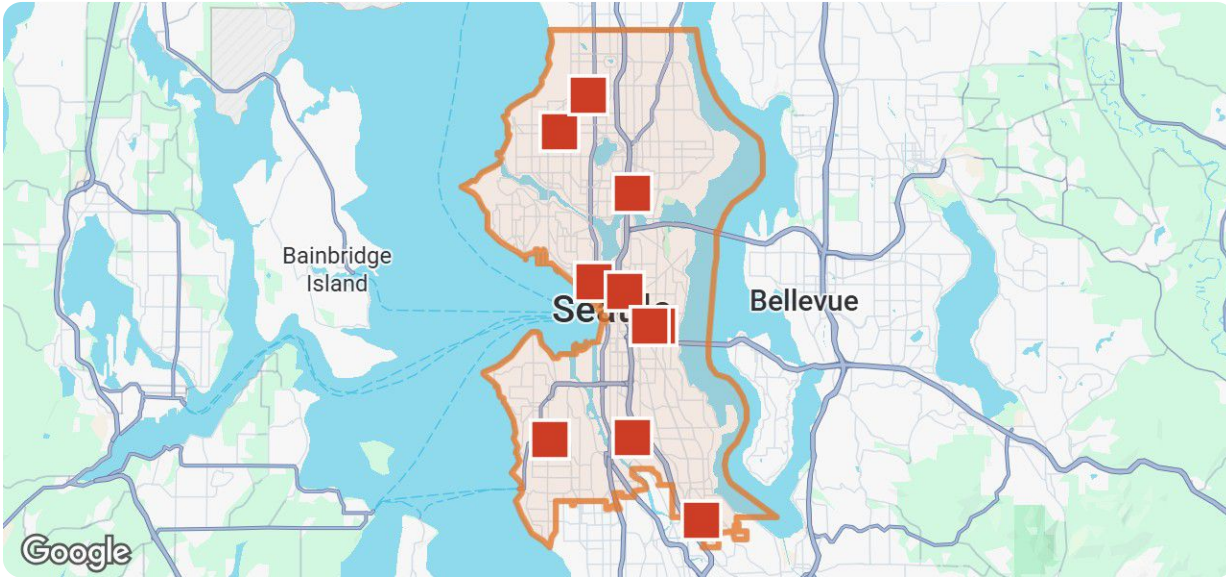
- Closed
- Off Market, Hold, Withdrawn, Expired, or Canceled

Distressed: 10 properties		Property Type	Beds / Baths	Living Area (sq ft)	Lot Size / Year Built	List Date / Days in RPR	List Price / \$ Per Sq Ft	Distressed Date / Type
	 2033 2nd Ave, #3 Seattle, WA 98121 	Condo/Townhouse/Apt.	2/2	2,218	- 2004	- - days	- \$1,146/sq ft	4/17/2026 Notice of Foreclosure Sale
	 10044 9th Ave SW Seattle, WA 98146 	Single Family	6/3	2,090	7,638 sqft 1928	- - days	- \$332/sq ft	5/21/2026 Notice of Foreclosure Sale

Distressed: 10 properties		Property Type	Beds / Baths	Living Area (sq ft)	Lot Size / Year Built	List Date / Days in RPR	List Price / \$ Per Sq Ft	Distressed Date / Type
3	 2510 6th Ave, Unit 1906 Seattle, WA 98121 Off Market / Public Record	Condo/Townhouse/Apt.	1/1	531	- 2022	- - days	- \$818/sq ft	3/17/2026 Notice of Foreclosure Sale
4	 17430 Ambaum Blvd S, Apt 44 Seattle, WA 98148 Off Market / Public Record	Condo/Townhouse/Apt.	1/1	694	- 1981	- - days	- \$288/sq ft	3/30/2026 Notice of Foreclosure Sale
5	 6703 S 120th St Seattle, WA 98178 Off Market / Public Record	Single Family	3/2	1,300	8,890 sqft 1958	- - days	- \$470/sq ft	5/5/2026 Notice of Trustee Sale
6	 1849 S King St Seattle, WA 98144 Off Market / Public Record	Condo/Townhouse/Apt.	4/3	1,810	1,418 sqft 2019	- - days	- \$524/sq ft	3/12/2026 Notice of Foreclosure Sale
7	 603 38th Ave Seattle, WA 98122 Off Market / Public Record	Single Family	5/4	2,440	5,051 sqft 1920	- - days	- \$765/sq ft	4/7/2026 Notice of Foreclosure Sale
8	 1620 S Lane St Seattle, WA 98144 Off Market / Public Record	Condo/Townhouse/Apt.	2/3	1,290	729 sqft 2021	- - days	- \$465/sq ft	4/29/2026 Notice of Foreclosure Sale
9	 2703 Boylston Ave E, Apt 302 Seattle, WA 98102 Off Market / Public Record	Condo/Townhouse/Apt.	1/1	647	- 1960	- - days	- \$550/sq ft	4/20/2026 Notice of Foreclosure Sale
10	 8405 24th Ave SW Seattle, WA 98106 Off Market / Public Record	Single Family	4/3	1,360	7,380 sqft 1920	- - days	- \$588/sq ft	3/31/2026 Notice of Foreclosure Sale

Summary

For Lease Activity in the Last 3 Months



Legend

■ Distressed

	Distressed
Number of Properties	10
Lowest Listing Price / Est.Value	\$200,000
Median Listing Price / Est.Value	\$652,525
Highest Listing Price / Est.Value	\$1,911,370
Average Price / sqft	\$566
Median Price / sqft	\$537
Average Days in RPR	-
Median Days in RPR	-
Total Volume	\$8,421,240

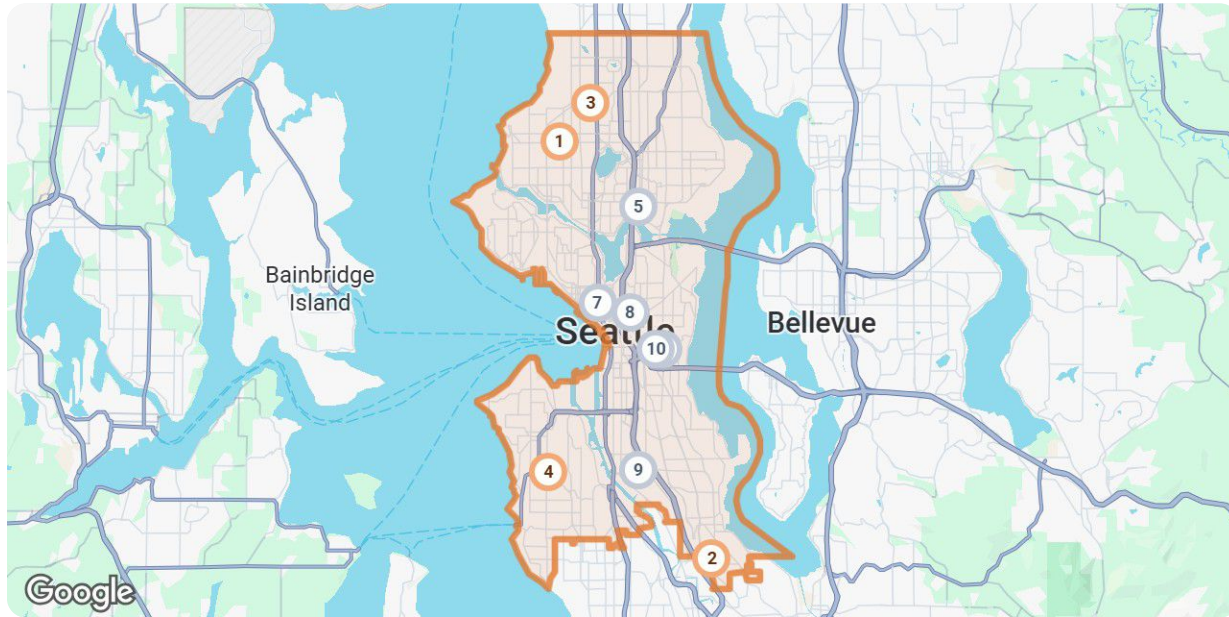
Source

Public Records & Listings

Market Activity Breakdown

Distressed

Source: Public Records and Listings



Legend

- Closed
- Off Market, Hold, Withdrawn, Expired, or Canceled

Distressed: 10 properties		Property Type	Beds / Baths	Living Area (sq ft)	Lot Size / Year Built	List Date / Days in RPR	List Price / \$ Per Sq Ft	Distressed Date / Type
1	 <p>2033 2nd Ave, #3 Seattle, WA 98121</p> <p>■ Closed / Public Record</p>	Condo/Townhouse/Apt.	2/2	2,218	- / 2004	- / - days	- / \$1,146/sq ft	4/17/2026 Notice of Foreclosure Sale
2	 <p>10044 9th Ave SW Seattle, WA 98146</p> <p>■ Off Market / Public Record</p>	Single Family	6/3	2,090	7,638 sqft / 1928	- / - days	- / \$332/sq ft	5/21/2026 Notice of Foreclosure Sale
3	 <p>2510 6th Ave, Unit 1906 Seattle, WA 98121</p> <p>■ Off Market / Public Record</p>	Condo/Townhouse/Apt.	1/1	531	- / 2022	- / - days	- / \$818/sq ft	3/17/2026 Notice of Foreclosure Sale
4	 <p>17430 Ambaum Blvd S, Apt 44 Seattle, WA 98148</p> <p>■ Off Market / Public Record</p>	Condo/Townhouse/Apt.	1/1	694	- / 1981	- / - days	- / \$288/sq ft	3/30/2026 Notice of Foreclosure Sale
5	 <p>6703 S 120th St Seattle, WA 98178</p> <p>■ Off Market / Public Record</p>	Single Family	3/2	1,300	8,890 sqft / 1958	- / - days	- / \$470/sq ft	5/5/2026 Notice of Trustee Sale
6	 <p>1849 S King St Seattle, WA 98144</p> <p>■ Off Market / Public Record</p>	Condo/Townhouse/Apt.	4/3	1,810	1,418 sqft / 2019	- / - days	- / \$524/sq ft	3/12/2026 Notice of Foreclosure Sale

Distressed: 10 properties		Property Type	Beds / Baths	Living Area (sq ft)	Lot Size / Year Built	List Date / Days in RPR	List Price / \$ Per Sq Ft	Distressed Date / Type
7	 <p>603 38th Ave Seattle, WA 98122</p> <p>Off Market / Public Record</p>	Single Family	5/4	2,440	5,051 sqft 1920	- - days	- \$765/sq ft	4/7/2026 Notice of Foreclosure Sale
8	 <p>1620 S Lane St Seattle, WA 98144</p> <p>Off Market / Public Record</p>	Condo/Townhouse/Apt.	2/3	1,290	729 sqft 2021	- - days	- \$465/sq ft	4/29/2026 Notice of Foreclosure Sale
9	 <p>2703 Boylston Ave E, Apt 302 Seattle, WA 98102</p> <p>Off Market / Public Record</p>	Condo/Townhouse/Apt.	1/1	647	- 1960	- - days	- \$550/sq ft	4/20/2026 Notice of Foreclosure Sale
10	 <p>8405 24th Ave SW Seattle, WA 98106</p> <p>Off Market / Public Record</p>	Single Family	4/3	1,360	7,380 sqft 1920	- - days	- \$588/sq ft	3/31/2026 Notice of Foreclosure Sale

About RPR

- RPR® is the nation's largest property database, exclusively for REALTORS®. It empowers REALTORS® to help buyers and sellers make informed decisions, backed by a real estate database covering more than 160 million residential and commercial properties in the United States.
- RPR is a wholly owned subsidiary of the National Association of REALTORS® and a member benefit to REALTORS®.
- RPR's data sources range from MLSs and county-level tax and assessment offices, to the U.S. Census and FEMA, to specialty data set providers such as Esri (consumer data), Niche (school information) and Precisely (geographic boundaries).

Learn More

For more information about RPR, please visit RPR's public website: <https://blog.narrpr.com>

