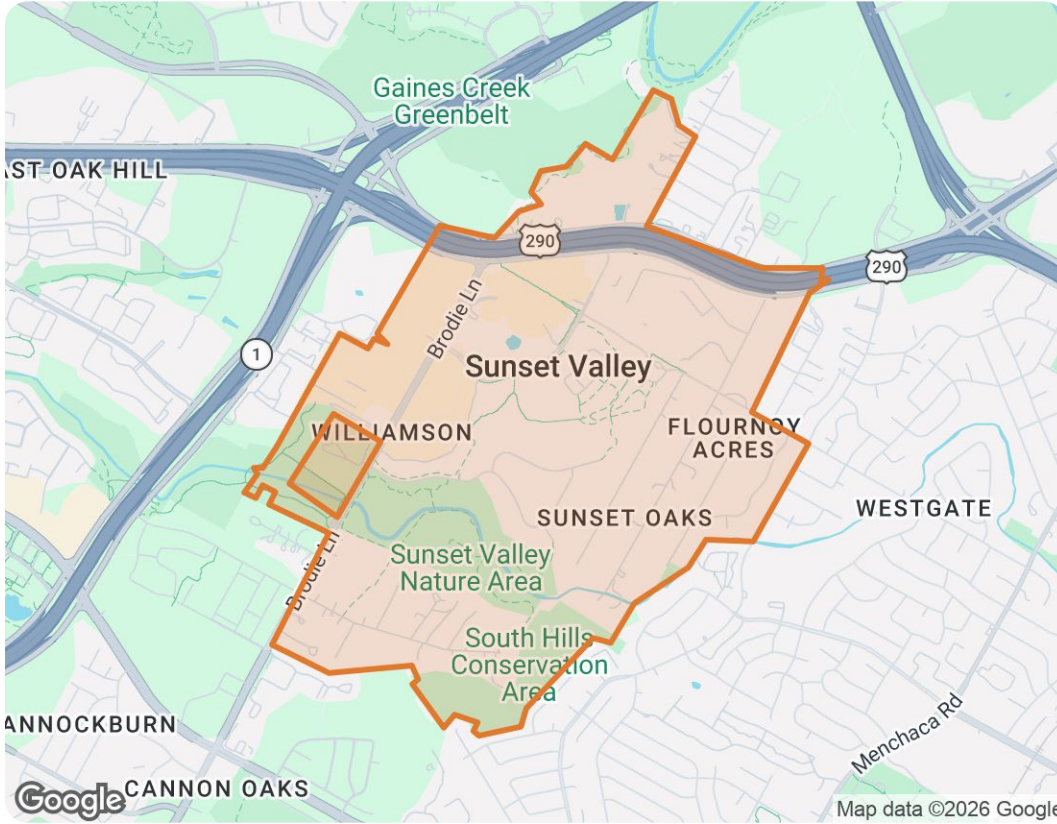


Sunset Valley, Texas



The biggest buyer rebates and lowest selling fees in real estate – without sacrificing full-service support, 7 days a week.

ShopProp Licensed CA, WA, HI, AZ, MI, TX, VA, CO

📞 Office (888) 821-0556

✉️ team@shopprop.com

🌐 www.shopprop.com

Shop|Prop

ShopProp Inc.

Market Trends

May 2026 Median Estimated Property Value

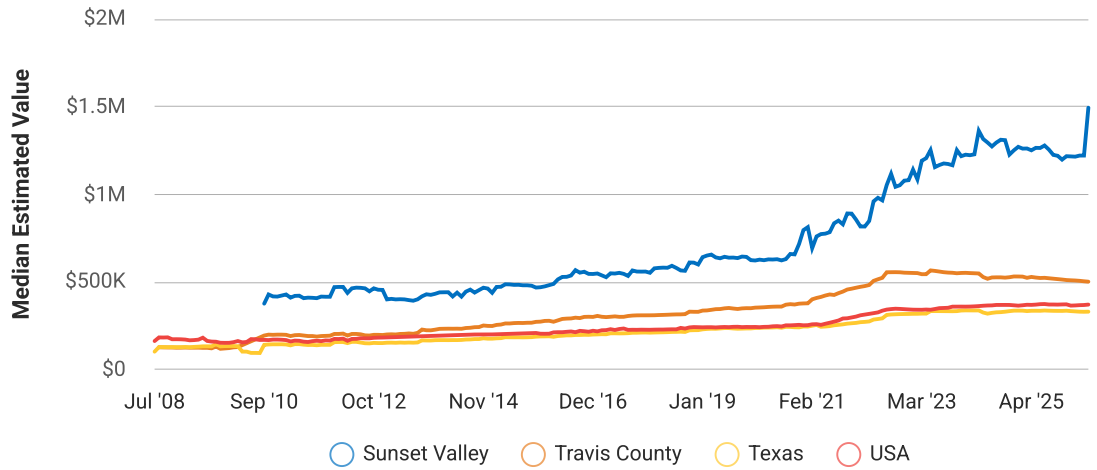
Single Family + Condo/Townhouse/Apt.

This graphic displays property estimates for a market area and a subject property, where one has been selected. Estimated property values are generated by a valuation model and are not formal appraisals.

Source: Public records, and MLS sources where licensed

Update Frequency: Monthly

Median Estimated Value \$1,494,000	Last Month Change +22.4%	12 Month Change +18.1%
---	---	---



This represents an estimated sale price for this property. It is not the same as the opinion of value in an appraisal developed by a licensed appraiser under the Uniform Standards of Professional Appraisal Practice.



Sunset Valley, Texas

Active Listings

Sunset Valley, Texas

Single Family + Condo/Townhouse/Apt.

This graphic summarizes key statistics for properties that were in an active status on the last day of each month. RPR uses list date and a derived pending date to determine if the listing was active on the last day of the month. An end-of-month snapshot of active listings helps to understand inventory levels, price points and duration on the market.

Source: Listing sources

Update Frequency: Monthly

Median List Price - -

● Month over Month



Sunset Valley, Texas

Median Sold Price vs Sold Listings in Sunset Valley, Texas

Single Family + Condo/Townhouse/Apt.

This chart compares the trend of median sold price and number of sold listings for the given location.

Source: Listing Data

Update Frequency: Monthly



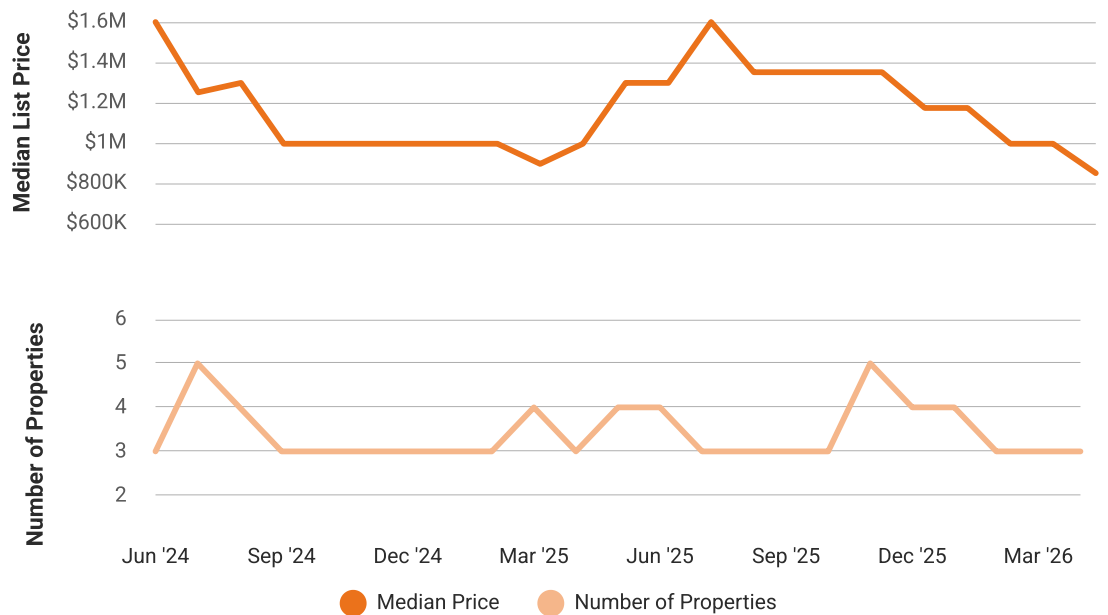
Median List Price vs Active Listings in Sunset Valley, Texas

Single Family + Condo/Townhouse/Apt.

This chart compares the trend of median list price and number of active properties for the given location.

Source: Listing Data

Update Frequency: Monthly



Market Snapshot

Value and Price Changes

	Current	Last Month	Last 3 Months	Last 12 Months	Last 24 Months	Last 36 Months
Median Est. Property Value Last Updated: 5/31/2026	\$1,494,000	\$1,221,080 +22.35%	\$1,214,820 +22.98%	\$1,265,000 +18.1%	\$1,315,660 +13.56%	\$1,252,330 +19.3%
Median List Price Last Updated: 5/31/2026	-	\$849,000	\$995,000	\$1,297,000	\$1,444,500	-

About this Data: Because some brokerages may choose not to include their MLS listing content within the RPR platform, the analysis contained in this report may not have been created using all the available listing data within this geographical market.
 Median estimated property values are generated by a valuation model and are not formal appraisals. Valuations are based on public records and MLS data where licensed. The Metrics displayed here reflect **All Residential Single Family, Condo, Townhouse and Apartment properties** data.

Market Activity

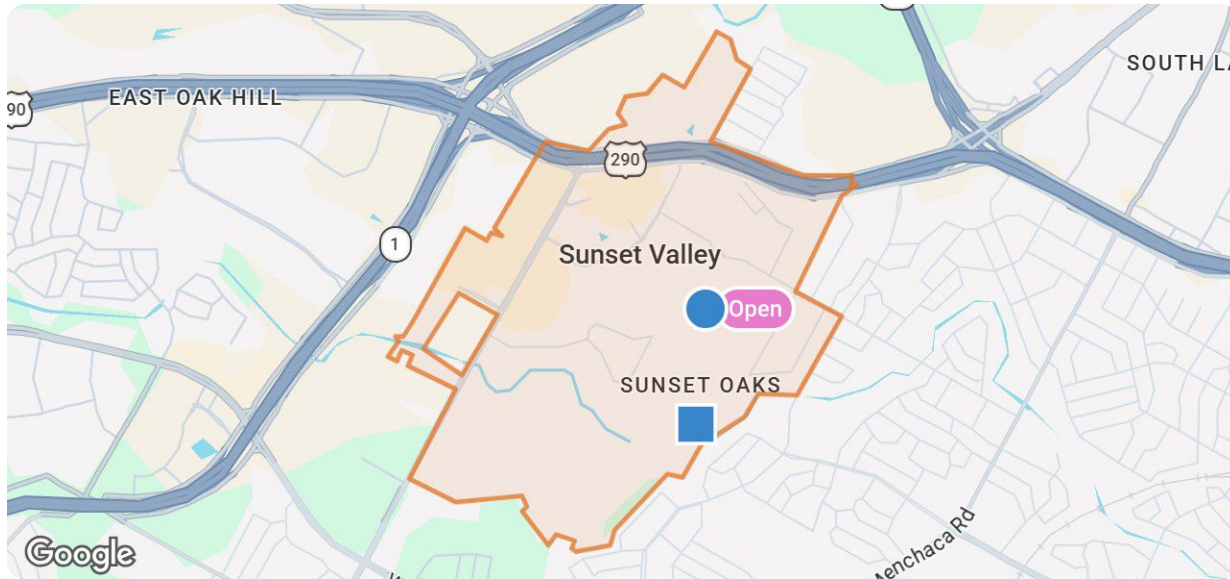
Market Activity Filters

- Sort Order:** Date
- Maximum Properties Per Change Type:** 10
- Change Types:** New Listings, Pending, Closed, Distressed
- Property Types:** Single Family, Condo/Townhouse/Apt
- Property Features:** Sale Price: Any, Lease Price: Any, Beds: Any, Baths: Any, Living Area: Any, Lot Size (acre): Any, Year Built: Any

Sunset Valley, Texas

Summary

For Sale Activity in the Last 3 Months



Legend

- For Sale
- For Sale Pending
- Recently Closed

	New	Pending	Closed
Number of Properties	1	1	3
Lowest Listing Price / Est.Value	\$849,000	\$1,200,000	\$457,000
Median Listing Price / Est.Value	\$849,000	\$1,200,000	\$960,000
Highest Listing Price / Est.Value	\$849,000	\$1,200,000	\$1,300,000
Average Price / sqft	\$312	\$480	\$414
Median Price / sqft	\$312	\$480	\$428
Average Days in RPR	54	13	369
Median Days in RPR	54	13	237
Total Volume	\$849,000	\$1,200,000	\$2,717,000
Source	Listings	Listings	Public Records & Listings

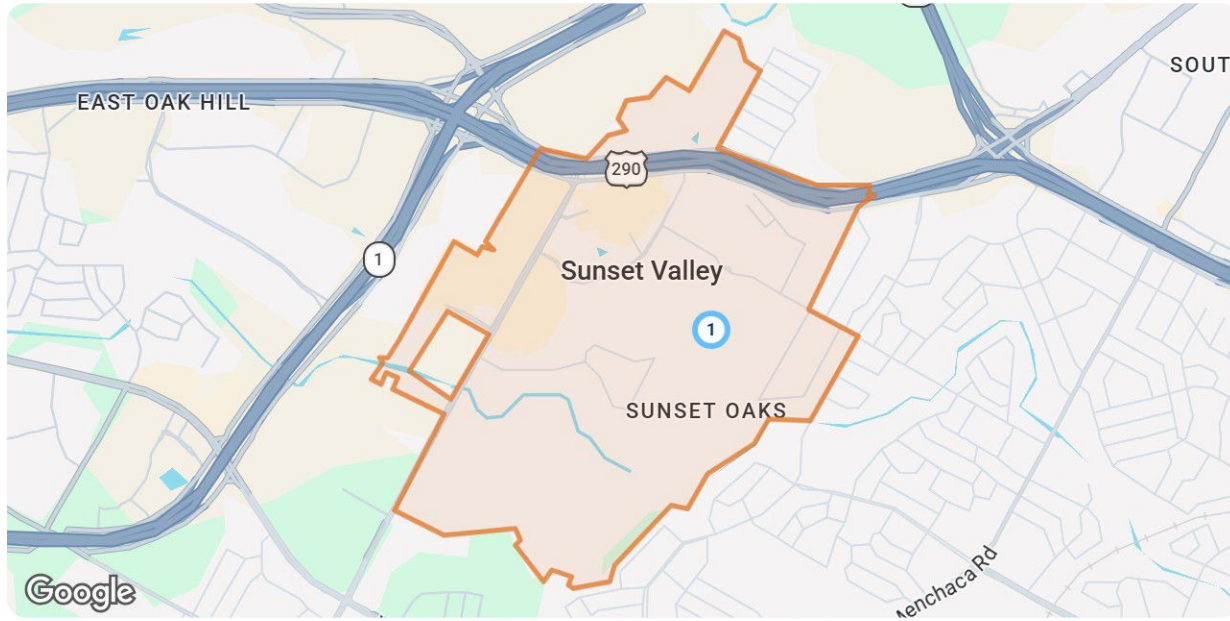


Sunset Valley, Texas

Market Activity Breakdown

New


Source: Listings



Legend

● Active Under Contract

New: 1 properties		Property Type	Beds / Baths	Living Area (sq ft)	Lot Size	Year Built	List Date / Days in RPR	List Price / \$ Per Sq Ft
-------------------	--	---------------	--------------	---------------------	----------	------------	-------------------------	---------------------------

1		14 Lone Oak Trl Sunset Valley, TX 78745 MLS ID: 8407138		Single Family	4/4	2,718	0.68 acres	1989	4/16/2026 54 days	\$849,000 \$312/sq ft
		● Active Under Contract / For Sale								

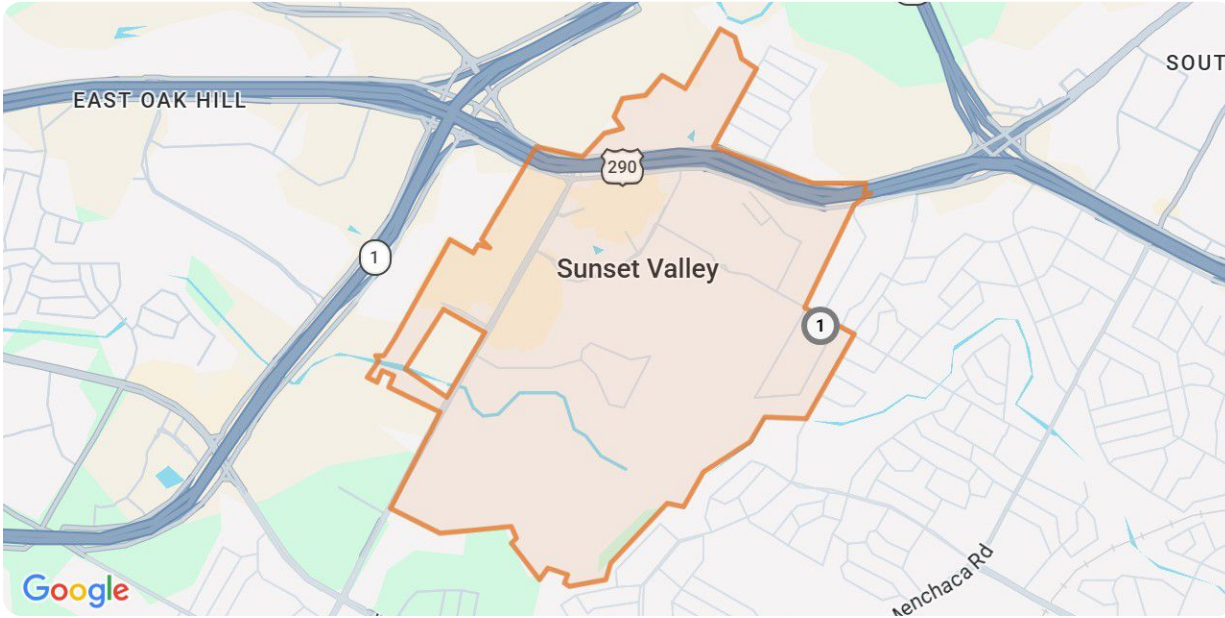
Listing Courtesy of Sky Realty



Sunset Valley, Texas

Pending



Source: Listings



Legend

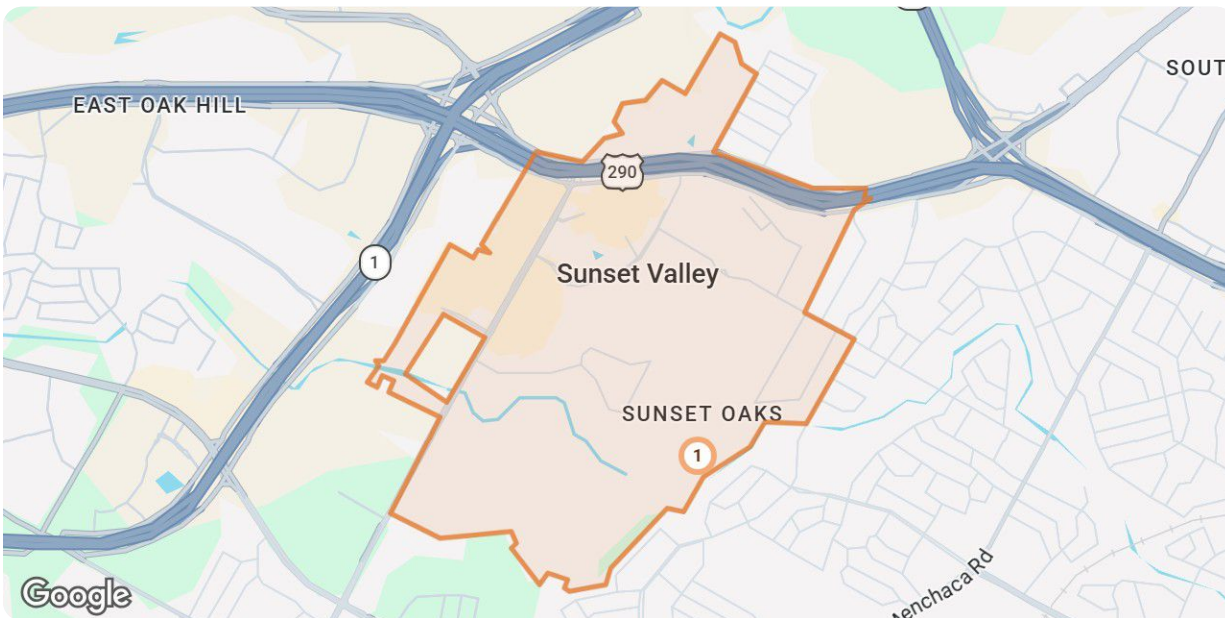
● Pending

Pending: 1 properties

	Property Type	Beds / Baths	Living Area (sq ft)	Lot Size / Year Built	List Date	List Price / \$ Per Sq Ft	Pending Date / Days in RPR
 <p>20 Reese Dr, #A Sunset Valley, TX 78745 MLS ID: 5258301</p> <p> Pending / For Sale</p> <p><i>Listing Courtesy of L.Phillips Homes</i></p>	Single Family	3/4	2,500	0.88 acres 2005	5/22/2026	\$1,200,000 \$480/sq ft	6/4/2026 13 days



Closed

Source: Public Records and Listings



Legend

● Closed

Closed: 3 properties		Property Type	Beds / Baths	Living Area (sq ft)	Lot Size / Year Built	Closed Date / Days in RPR	Closed Price / \$ Per Sq Ft	List to Sold Price %
1	 <p>2905 Jones Rd Sunset Valley, TX 78745 MLS ID: 1597325 ■ Closed / For Sale</p> <p><i>Courtesy of Rosemary Follis, Real Estate</i></p>	Single Family	2/2	2,010	0.35 acres 1965	6/2/2026 189 days	\$457,000 \$227/sq ft	↓ 1.72%
2	 <p>20 Pillow Rd Sunset Valley, TX 78745 MLS ID: 5125882 ■ Closed / For Sale</p> <p><i>Courtesy of Berkshire Hathaway TX Realty</i></p>	Single Family	3/2	1,634	1.65 acres 1968	6/1/2026 682 days	\$960,000 \$588/sq ft	↓ 3.52%
3	 <p>25 Lovegrass Ln Sunset Valley, TX 78745 MLS ID: 4877703 ■ Closed / For Sale</p> <p><i>Courtesy of Compass RE Texas, LLC</i></p>	Single Family	6/6	3,039	0.79 acres 2000	5/18/2026 237 days	\$1,300,000 \$428/sq ft	↓ 3.7%

Sunset Valley, Texas

Summary

For Lease Activity in the Last 3 Months



Legend

● For Lease

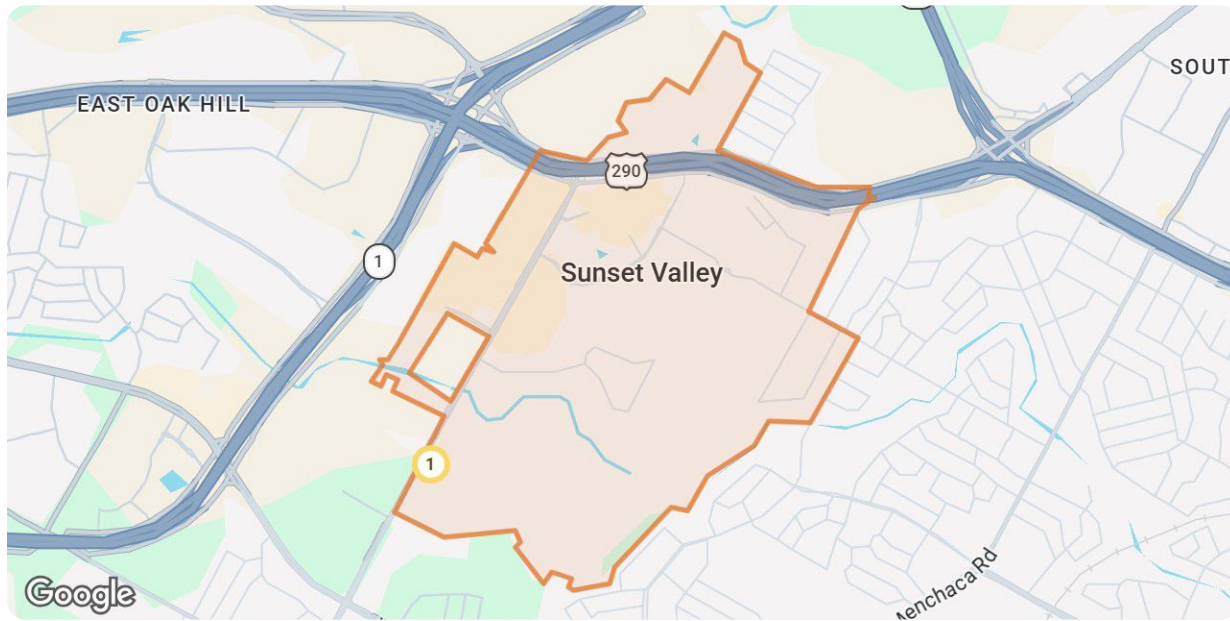
	New
Number of Properties	1
Lowest Listing Price / Est.Value	\$3,000
Median Listing Price / Est.Value	\$3,000
Highest Listing Price / Est.Value	\$3,000
Average Price / sqft	\$1
Median Price / sqft	\$1
Average Days in RPR	47
Median Days in RPR	47
Total Volume	\$3,000
Source	Listings



Market Activity Breakdown

New


Source: Listings



Legend

● Active For Lease

New: 1 properties		Property Type	Beds / Baths	Living Area (sq ft)	Lot Size	Year Built	List Date / Days in RPR	List Price / \$ Per Sq Ft
-------------------	--	---------------	--------------	---------------------	----------	------------	-------------------------	---------------------------

1	 <p>737 Oakdale Dr Sunset Valley, TX 78745 MLS ID: 9886227</p> <p>● Active / For Lease</p>	Single Family	4/2	2,328	1.18 acres	1952	4/23/2026 47 days	\$3,000 mo. \$1/sq ft
---	--	---------------	-----	-------	------------	------	----------------------	--------------------------

Courtesy of John Spillar, Broker

Sunset Valley, Texas

About RPR

- RPR® is the nation's largest property database, exclusively for REALTORS®. It empowers REALTORS® to help buyers and sellers make informed decisions, backed by a real estate database covering more than 160 million residential and commercial properties in the United States.
- RPR is a wholly owned subsidiary of the National Association of REALTORS® and a member benefit to REALTORS®.
- RPR's data sources range from MLSs and county-level tax and assessment offices, to the U.S. Census and FEMA, to specialty data set providers such as Esri (consumer data), Niche (school information) and Precisely (geographic boundaries).

Learn More

For more information about RPR, please visit RPR's public website: <https://blog.narrpr.com>

