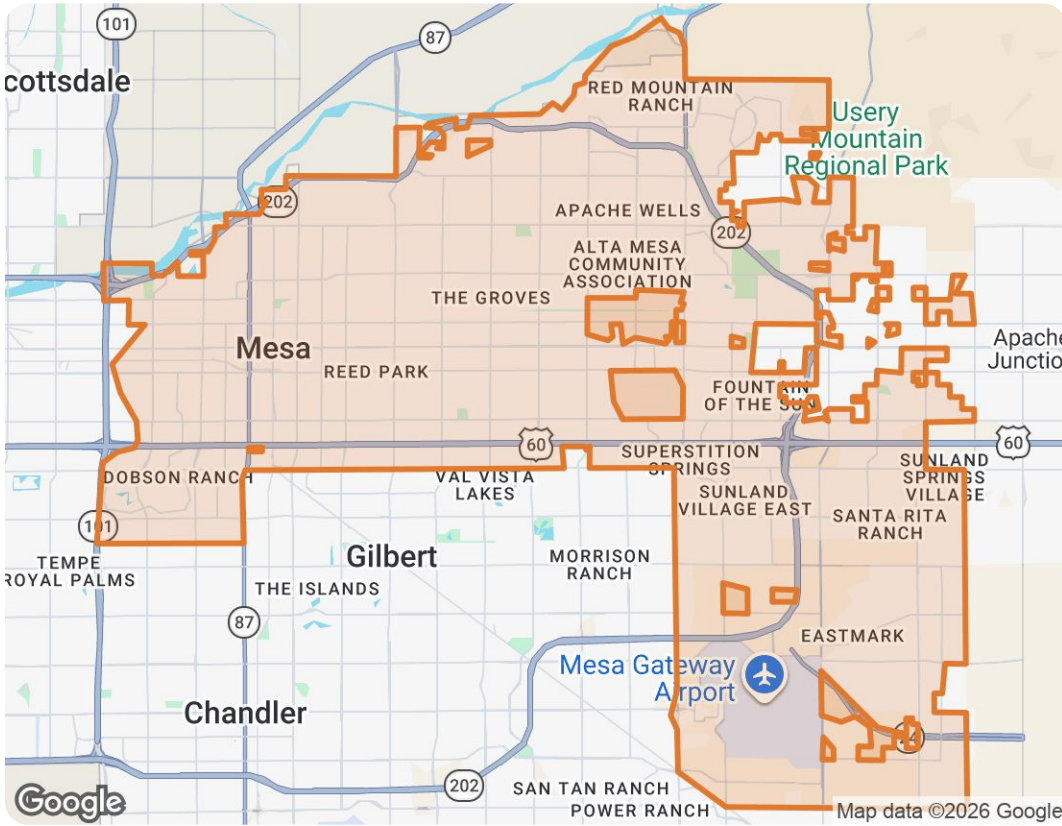


Mesa, Arizona



The biggest buyer rebates and lowest selling fees in real estate – without sacrificing full-service support, 7 days a week.

ShopProp Licensed CA, WA, HI, AZ, MI, TX, VA, CO

📞 Office (888) 821-0556

✉️ team@shopprop.com

🌐 www.shopprop.com



ShopProp Inc.



Mesa, Arizona

Market Trends

Market Trends for Mesa, Arizona

Single Family + Condo/Townhouse/Apt.

April 2026

Market Type

Seller's Market

Balanced Market

Buyer's Market

Key Details

<p>Months of Inventory</p> <p>3.7</p> <p>↑ 6.94% MoM</p>	<p>Sold to List Price %</p> <p>98.2%</p> <p>↓ 0.13% MoM</p>	<p>Median Days in RPR</p> <p>36</p>	<p>Median Sold Price</p> <p>\$440,000</p> <p>↓ 2.55% MoM</p>
---	--	--	---

May 2026 Median Estimated Property Value

Single Family + Condo/Townhouse/Apt.

This graphic displays property estimates for a market area and a subject property, where one has been selected. Estimated property values are generated by a valuation model and are not formal appraisals.

Source: Public records, and MLS sources where licensed

Update Frequency: Monthly

Median Estimated Value

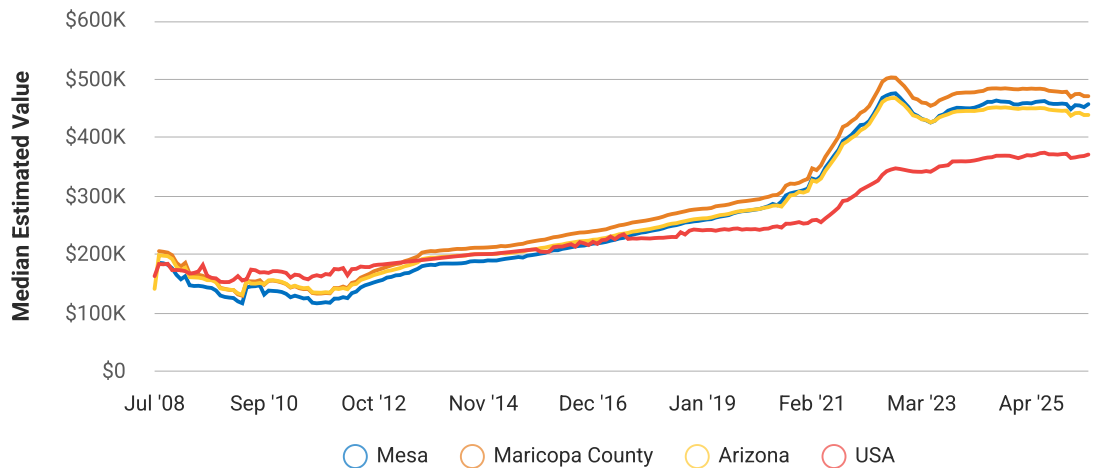
\$457,660

Last Month Change

+1.1%

12 Month Change

-0.8%



Mesa, Arizona

April 2026 Active Listings

Mesa, Arizona

Single Family + Condo/Townhouse/Apt.

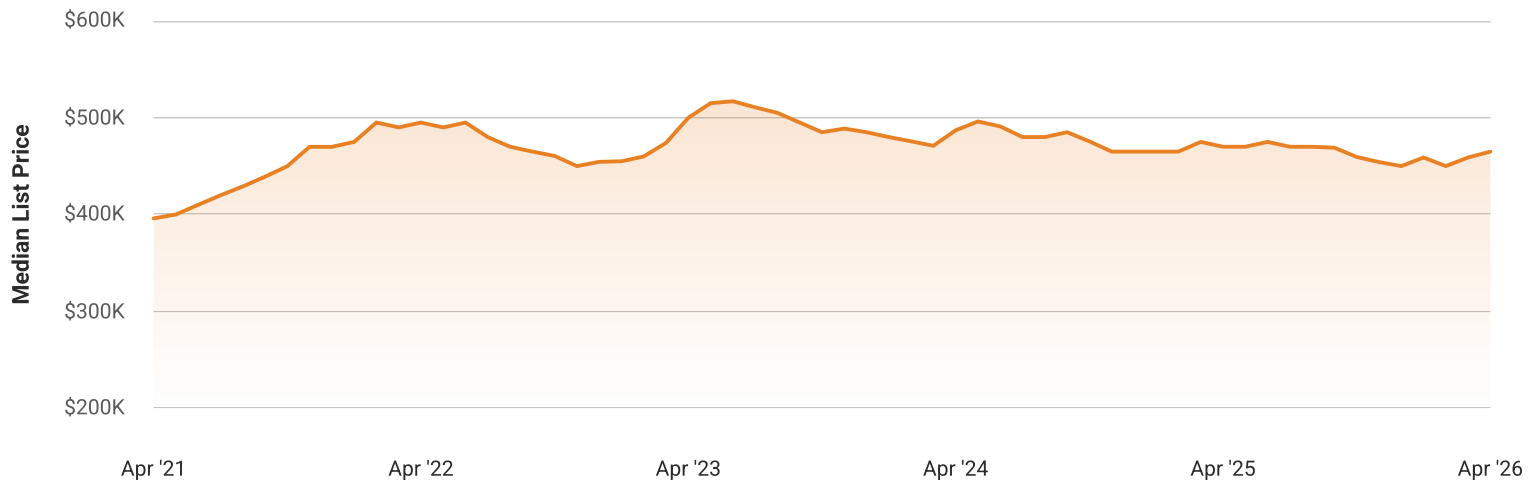
This graphic summarizes key statistics for properties that were in an active status on the last day of each month. RPR uses list date and a derived pending date to determine if the listing was active on the last day of the month. An end-of-month snapshot of active listings helps to understand inventory levels, price points and duration on the market.

Source: Listing sources

Update Frequency: Monthly

Median List Price - \$464,950

↑ 1.3% Month over Month



Mesa, Arizona

April 2026 Sold Listings

Mesa, Arizona

Single Family + Condo/Townhouse/Apt.

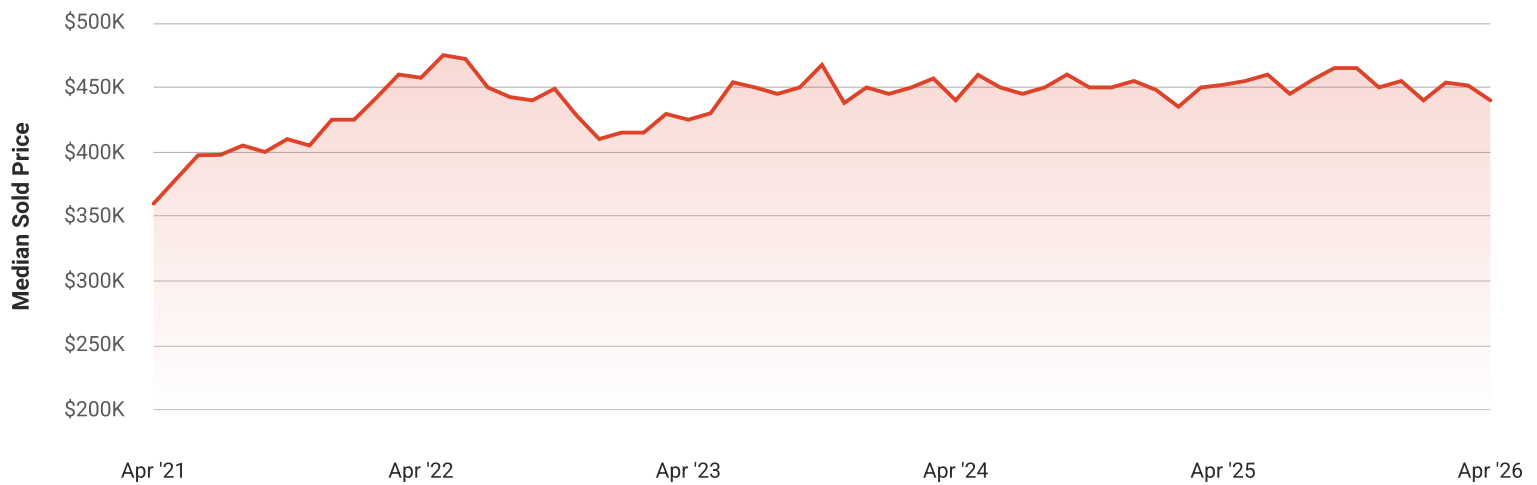
This graphic summarizes key statistics for properties that sold each month. RPR uses a derived sold date to determine when a property moved into a sold status within the given month. These statistics are important for understanding the price points on sold properties as well as the difference between the list price and sold price, which reveals whether buyers are paying over or under the asking price.

Source: Listing sources

Update Frequency: Monthly

Median Sold Price - \$440,000

↓ 2.5% Month over Month



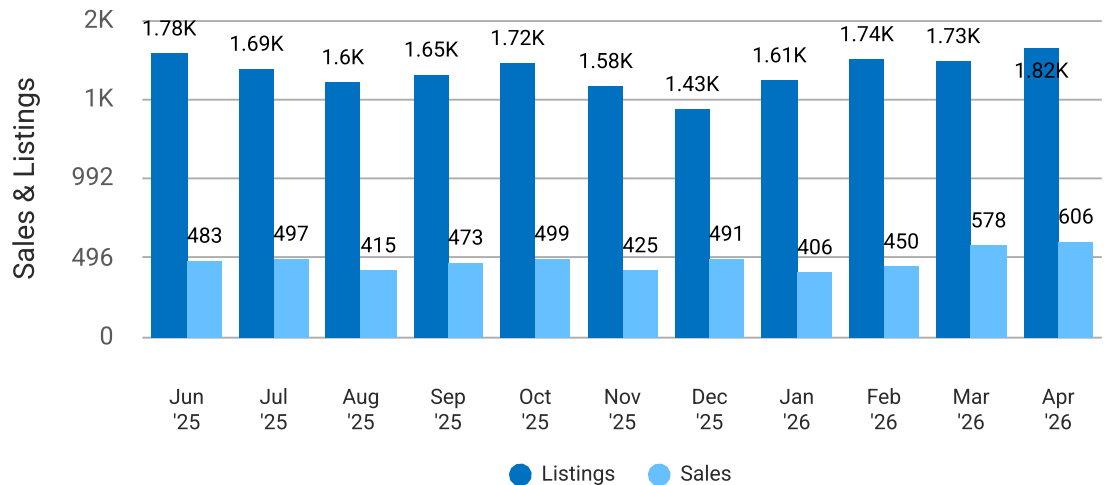
Total Sales and Active Listings in Mesa, Arizona

Single Family + Condo/Townhouse/Apt.

This graph compares the number of sales with the number of active listings in the local market.

Source: MLS data where licensed

Update Frequency: Monthly



Mesa, Arizona

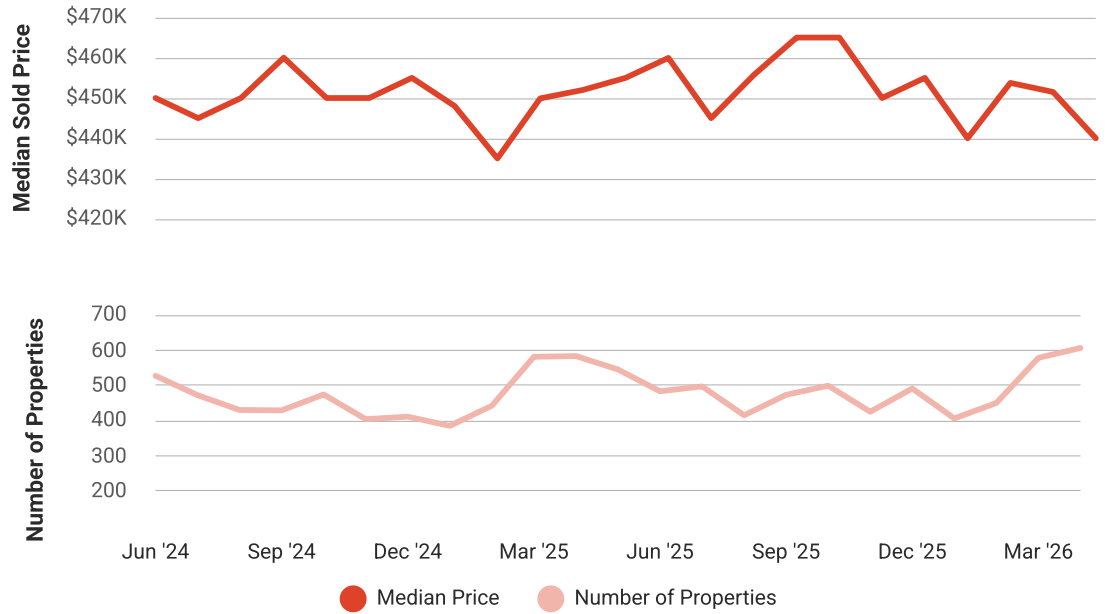
Median Sold Price vs Sold Listings in Mesa, Arizona

Single Family + Condo/Townhouse/Apt.

This chart compares the trend of median sold price and number of sold listings for the given location.

Source: Listing Data

Update Frequency: Monthly



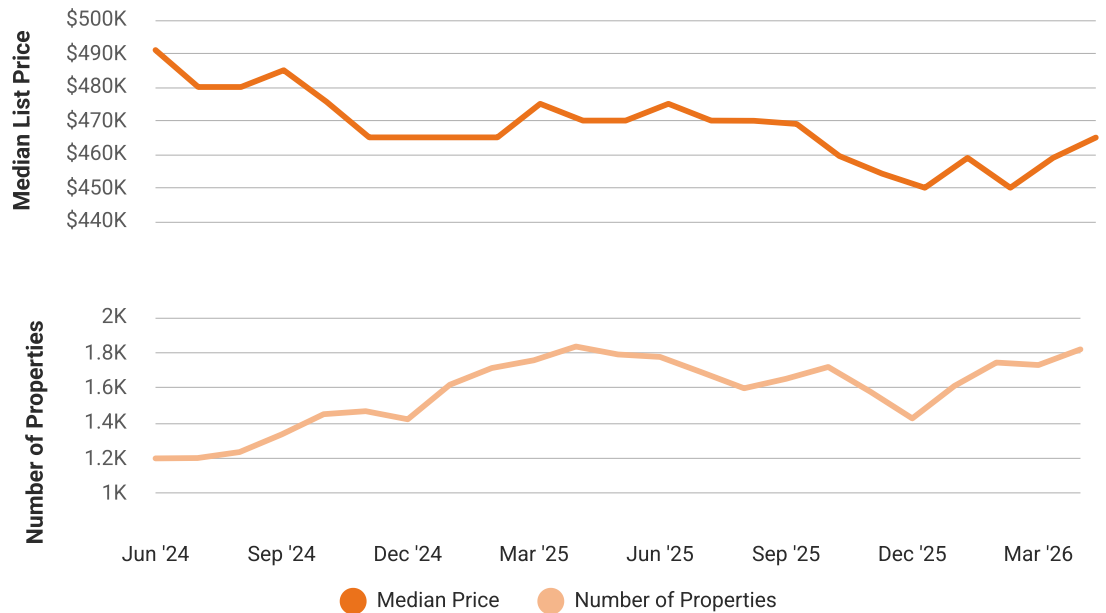
Median List Price vs Active Listings in Mesa, Arizona

Single Family + Condo/Townhouse/Apt.

This chart compares the trend of median list price and number of active properties for the given location.

Source: Listing Data

Update Frequency: Monthly



Mesa, Arizona

Market Snapshot

Value and Price Changes

	Current	Last Month	Last 3 Months	Last 12 Months	Last 24 Months	Last 36 Months
Median Est. Property Value Last Updated: 5/31/2026	\$457,660	\$452,580 +1.12%	\$455,870 +0.39%	\$461,490 -0.83%	\$457,320 +0.07%	\$426,260 +7.37%
Median Sold Price Last Updated: 4/30/2026	\$440,000	\$451,500 -2.55%	\$440,000 0%	\$452,000 -2.65%	\$440,000 0%	\$425,000 +3.53%
Median List Price Last Updated: 4/30/2026	\$464,950	\$458,900 +1.32%	\$458,900 +1.32%	\$470,000 -1.07%	\$487,000 -4.53%	\$499,900 -6.99%

About this Data: Because some brokerages may choose not to include their MLS listing content within the RPR platform, the analysis contained in this report may not have been created using all the available listing data within this geographical market. Median estimated property values are generated by a valuation model and are not formal appraisals. Valuations are based on public records and MLS data where licensed. The Metrics displayed here reflect **All Residential Single Family, Condo, Townhouse and Apartment properties** data.

Market Activity

Market Activity Filters

Sort Order: Date

Maximum Properties Per Change Type: 10

Change Types: New Listings, Pending, Closed, Distressed

Property Types: Single Family, Condo/Townhouse/Apt

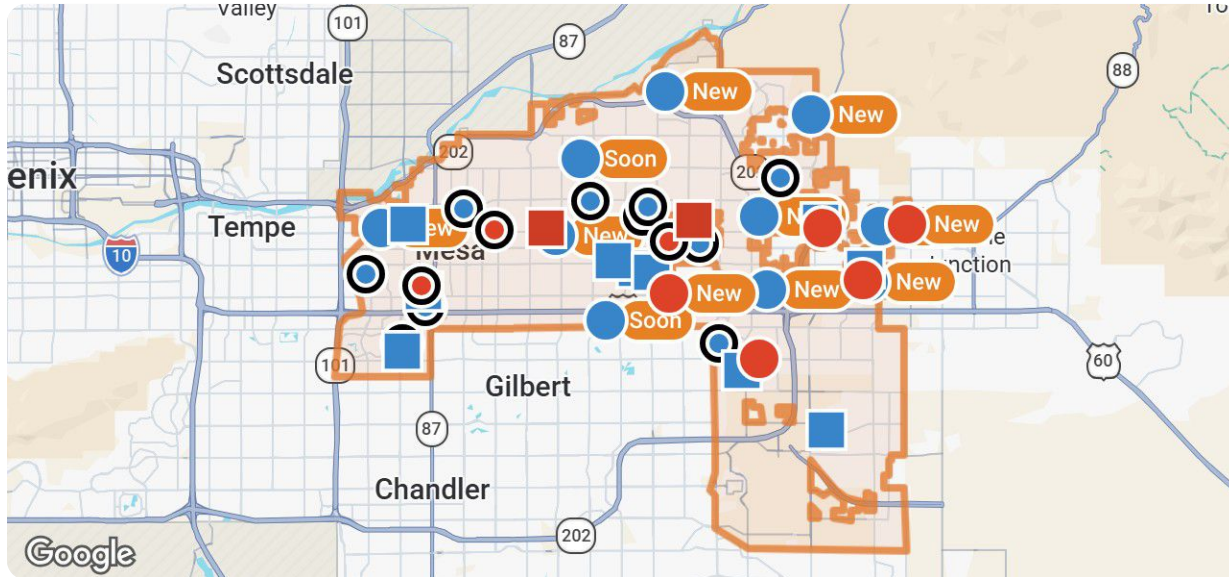
Property Features: Sale Price: Any, Lease Price: Any, Beds: Any, Baths: Any, Living Area: Any, Lot Size (acre): Any, Year Built: Any



Mesa, Arizona

Summary

For Sale Activity in the Last 3 Months



Legend

- For Sale
- For Sale Pending
- Distressed For Sale or Lease
- Distressed Pending
- Recently Closed
- Distressed

	New	Pending	Closed	Distressed
Number of Properties	10	10	10	10
Lowest Listing Price / Est.Value	\$335,000	\$189,900	\$290,000	\$40,441
Median Listing Price / Est.Value	\$476,500	\$434,500	\$431,250	\$380,000
Highest Listing Price / Est.Value	\$1,699,000	\$875,000	\$1,000,000	\$499,900
Average Price / sqft	\$310	\$271	\$255	\$231
Median Price / sqft	\$303	\$258	\$257	\$254
Average Days in RPR	1	46	46	55
Median Days in RPR	1	37	21	43
Total Volume	\$7,316,800	\$4,753,895	\$5,136,500	\$3,318,560
Source	Listings	Listings	Public Records & Listings	Public Records & Listings

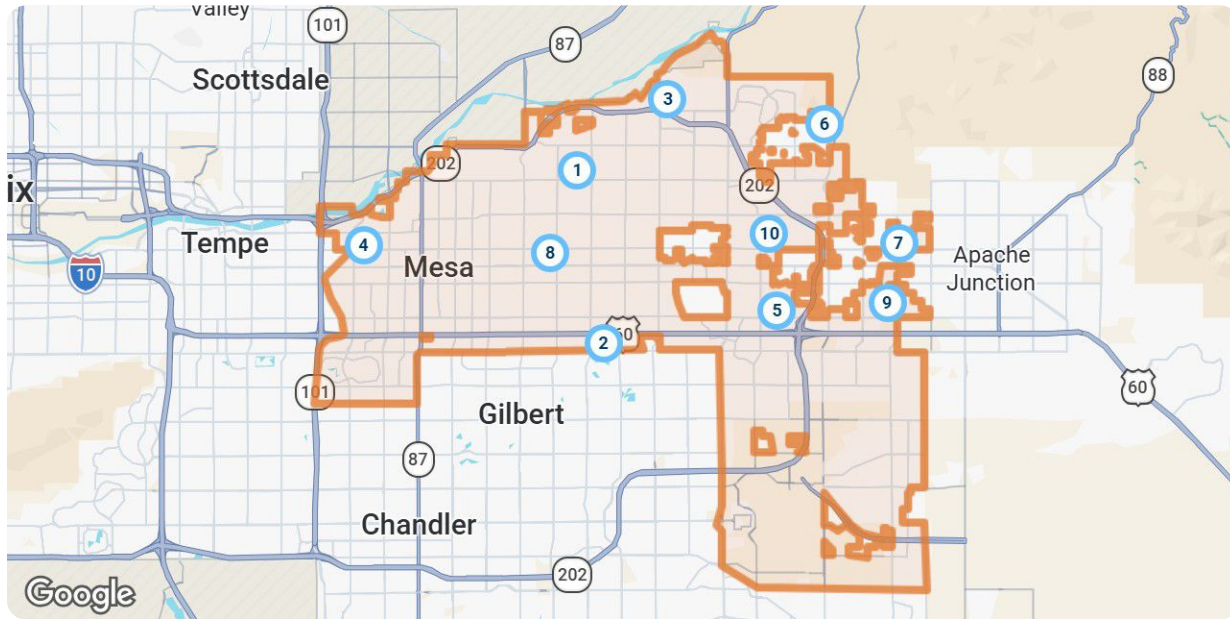


Mesa, Arizona

Market Activity Breakdown

New

Source: Listings



Legend

● Active For Sale

New: 10 properties		Property Type	Beds / Baths	Living Area (sq ft)	Lot Size	Year Built	List Date / Days in RPR	List Price / \$ Per Sq Ft
1	 <p>2251 N 32nd St, Lot 3 Mesa, AZ 85213 MLS ID: 7037463 ● Active / For Sale</p> <p><i>Listing Courtesy of Keller Williams Realty Phoenix</i></p>	Single Family	4/4	4,609	0.83 acres	1993	6/4/2026 1 day	\$1,650,000 \$358/sq ft
2	 <p>1811 S 39th St, Unit 1 Mesa, AZ 85206 MLS ID: 7037066 ● Active / For Sale</p> <p><i>Listing Courtesy of Homesmart</i></p>	Single Family	4/2	1,515	5,344 sqft	1988	6/4/2026 1 day	\$390,000 \$257/sq ft
3	 <p>3846 N 54th St Mesa, AZ 85215 MLS ID: 7037231 ● Active / For Sale</p> <p><i>Listing Courtesy of Life Real Estate</i></p>	Single Family	4/6	2,639	1.01 acres	1980	6/4/2026 1 day	\$875,000 \$332/sq ft
4	 <p>1761 W 5th Pl Mesa, AZ 85201 MLS ID: 7037305 ● Active / For Sale</p> <p><i>Listing Courtesy of My Home Group Real Estate</i></p>	Single Family	3/2	1,812	7,222 sqft	1957	6/4/2026 1 day	\$439,900 \$243/sq ft
5	 <p>1014 S 80th St Mesa, AZ 85208 MLS ID: 7037486 ● Active / For Sale</p> <p><i>Listing Courtesy of Gentry Real Estate</i></p>	Single Family	2/2	1,294	7,971 sqft	1980	6/4/2026 1 day	\$335,000 \$259/sq ft

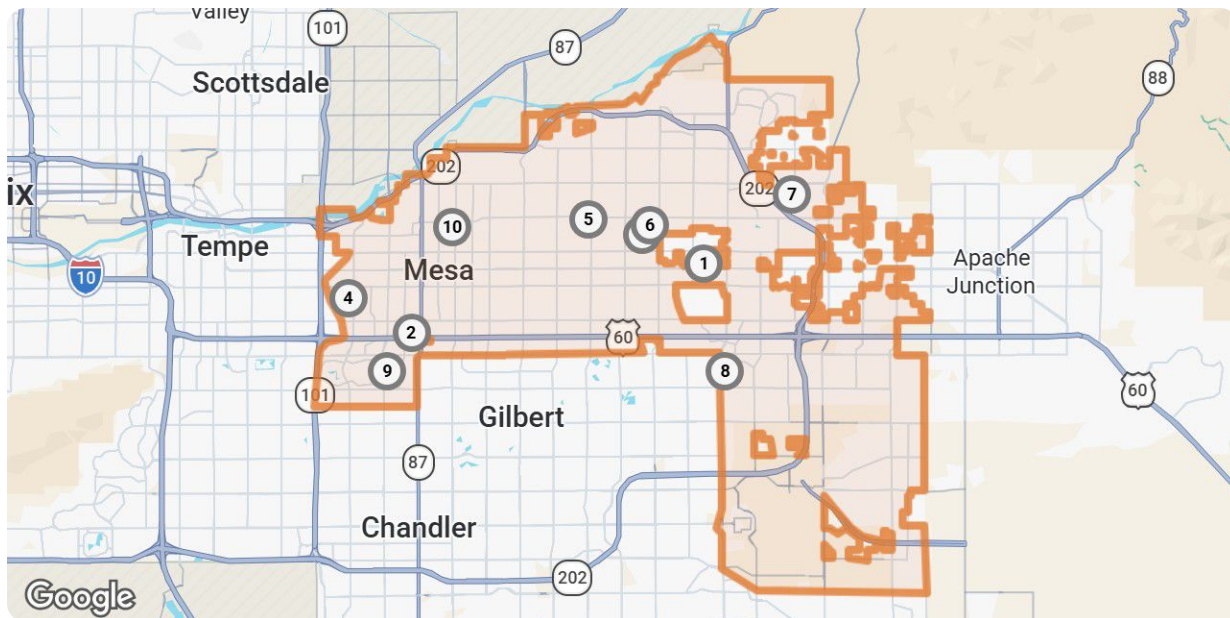


Mesa, Arizona

New: 10 properties		Property Type	Beds / Baths	Living Area (sq ft)	Lot Size	Year Built	List Date / Days in RPR	List Price / \$ Per Sq Ft
6	 <p>3330 N 91st St Mesa, AZ 85207 MLS ID: 7037128 ● Active / For Sale</p> <p><i>Listing Courtesy of Seven Commercial</i></p>	Single Family	4/3	3,454	2 acres	2002	6/4/2026 1 day	\$1,699,000 \$492/sq ft
7	 <p>548 N Bailey Cir Mesa, AZ 85207 MLS ID: 7037381 ● Active / For Sale</p> <p><i>Listing Courtesy of Real Broker</i></p>	Single Family	4/2	1,622	9,952 sqft	1998	6/4/2026 1 day	\$465,000 \$287/sq ft
8	 <p>2626 E Billings St Mesa, AZ 85213 MLS ID: 7037109 ● Active / For Sale</p> <p><i>Listing Courtesy of Balboa Realty, Llc</i></p>	Single Family	3/2	1,172	7,510 sqft	1979	6/4/2026 1 day	\$399,900 \$341/sq ft
9	 <p>10553 E Dolphin Ave Mesa, AZ 85208 MLS ID: 7037265 ● Active / For Sale</p> <p><i>Listing Courtesy of Gentry Real Estate</i></p>	Single Family	4/2	2,697	7,700 sqft	1999	6/4/2026 1 day	\$575,000 \$213/sq ft
10	 <p>7764 E Downing St Mesa, AZ 85207 MLS ID: 7037317 ● Active / For Sale</p> <p><i>Listing Courtesy of Locality Real Estate</i></p>	Single Family	3/2	1,532	9,801 sqft	1995	6/4/2026 1 day	\$488,000 \$319/sq ft

Pending











Source: Listings



Legend

● Pending

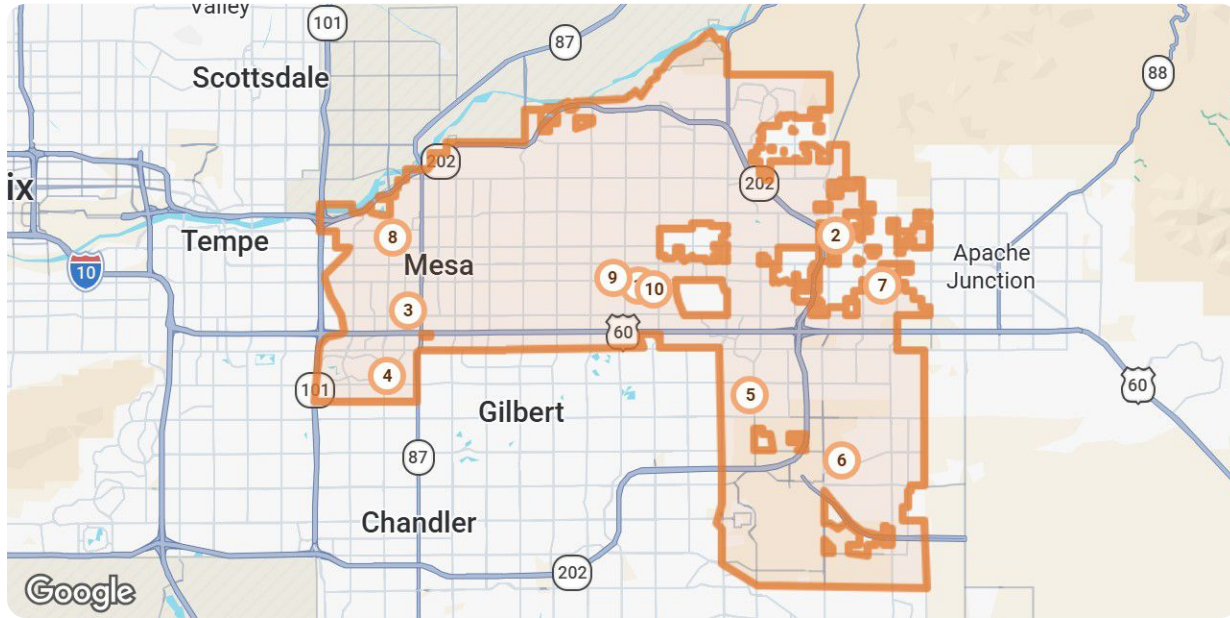


Pending: 10 properties		Property Type	Beds / Baths	Living Area (sq ft)	Lot Size / Year Built	List Date	List Price / \$ Per Sq Ft	Pending Date / Days in RPR
1	 <p>64 N 63rd St, Unit 52 Mesa, AZ 85205 MLS ID: 7024050 🕒 Pending / For Sale</p> <p><i>Listing Courtesy of Precision Real Estate</i></p>	Condo/Townhouse/Apt.	2/2	1,123	2,457 sqft 1996	5/4/2026	\$299,995 \$267/sq ft	6/4/2026 31 days
2	 <p>1435 S Date Mesa, AZ 85210 MLS ID: 7029186 🕒 Pending / For Sale</p> <p><i>Listing Courtesy of Homesmart</i></p>	Single Family	4/2	1,472	9,936 sqft 1974	5/14/2026	\$460,000 \$313/sq ft	6/4/2026 21 days
3	 <p>4802 E Dixon St Mesa, AZ 85205 MLS ID: 7018615 🕒 Pending / For Sale</p> <p><i>Listing Courtesy of Moxie Real Estate</i></p>	Single Family	4/3	2,674	0.28 acres 1988	4/23/2026	\$585,000 \$219/sq ft	6/4/2026 42 days
4	 <p>600 S Dobson Rd, Unit 92 Mesa, AZ 85202 MLS ID: 7030978 🕒 Pending / For Sale</p> <p><i>Listing Courtesy of Exp Realty</i></p>	Condo/Townhouse/Apt.	2/2	903	797 sqft 1972	5/20/2026	\$189,900 \$210/sq ft	6/4/2026 15 days
5	 <p>3516 E Fairbrook Cir Mesa, AZ 85213 MLS ID: 7002802 🕒 Pending / For Sale</p> <p><i>Listing Courtesy of Exp Realty</i></p>	Single Family	5/3	3,558	9,112 sqft 1994	3/23/2026	\$875,000 \$246/sq ft	6/4/2026 73 days
6	 <p>5005 E Fairfield St Mesa, AZ 85205 MLS ID: 7035376 🕒 Pending / For Sale</p> <p><i>Listing Courtesy of My Home Group Real Estate</i></p>	Single Family	3/2	1,200	9,712 sqft 1985	5/29/2026	\$409,000 \$341/sq ft	6/4/2026 6 days
7	 <p>8318 E Ingram St Mesa, AZ 85207 MLS ID: 7017869 🕒 Pending / For Sale</p> <p><i>Listing Courtesy of Prosmart Realty</i></p>	Single Family	4/3	2,383	0.33 acres 2010	4/22/2026	\$840,000 \$352/sq ft	6/4/2026 43 days
8	 <p>2428 S Lennox Mesa, AZ 85209 MLS ID: 7001885 🕒 Pending / For Sale</p> <p><i>Listing Courtesy of Realty One Group</i></p>	Single Family	3/2	1,608	6,382 sqft 1998	3/20/2026	\$510,000 \$317/sq ft	6/4/2026 76 days
9	 <p>1068 W Medina Ave Mesa, AZ 85210 MLS ID: 7029245 🕒 Pending / For Sale</p> <p><i>Listing Courtesy of Barrett Real Estate</i></p>	Single Family	3/2	1,549	7,797 sqft 1978	5/15/2026	\$385,000 \$249/sq ft	6/4/2026 20 days
10	 <p>930 N Mesa Dr, Unit 2063 Mesa, AZ 85201 MLS ID: 6973728 🕒 Pending / For Sale</p> <p><i>Listing Courtesy of Citia</i></p>	Single Family	2/2	1,000	1,079 sqft 1986	1/23/2026	\$200,000 \$200/sq ft	6/4/2026 132 days

Mesa, Arizona


Closed

Source: Public Records and Listings



Legend

● Closed

Closed: 10 properties		Property Type	Beds / Baths	Living Area (sq ft)	Lot Size / Year Built	Closed Date / Days in RPR	Closed Price / \$ Per Sq Ft	List to Sold Price %
1	 <p>4706 E Capri Ave Mesa, AZ 85206 MLS ID: 6975420 ■ Closed / For Sale <i>Courtesy of Simpson Realty</i></p>	Single Family	2/2	1,580	6,520 sqft 1980	6/4/2026 116 days	\$290,000 \$184/sq ft	↓ 10.77%
2	 <p>9340 E Des Moines St Mesa, AZ 85207 MLS ID: 7015874 ■ Closed / For Sale <i>Courtesy of Real Broker</i></p>	Single Family	5/2	1,912	8,995 sqft 1986	6/4/2026 14 days	\$435,000 \$228/sq ft	↑ 2.35%
3	 <p>712 W Frito Ave Mesa, AZ 85210 MLS ID: 7021240 ■ Closed / For Sale <i>Courtesy of Fathom Realty Elite</i></p>	Single Family	3/2	1,288	8,141 sqft 1980	6/4/2026 9 days	\$410,000 \$318/sq ft	↑ 2.53%
4	 <p>1128 W Monte Ave Mesa, AZ 85210 MLS ID: 7025522 ■ Closed / For Sale <i>Courtesy of My Home Group Real Estate</i></p>	Single Family	4/2	2,094	9,130 sqft 1980	6/4/2026 3 days	\$576,000 \$275/sq ft	↑ 0.17%
5	 <p>7514 E Posada Ave Mesa, AZ 85212 MLS ID: 7005119 ■ Closed / For Sale <i>Courtesy of Real Broker</i></p>	Single Family	4/3	2,735	9,100 sqft 2015	6/4/2026 20 days	\$775,000 \$283/sq ft	-

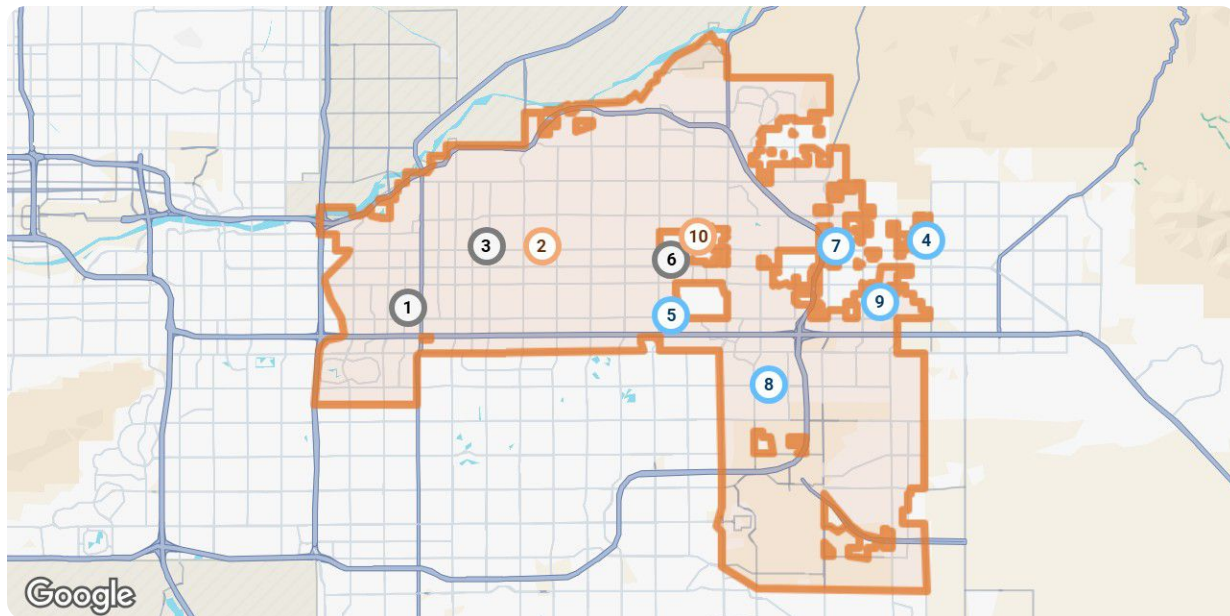


Mesa, Arizona

Closed: 10 properties		Property Type	Beds / Baths	Living Area (sq ft)	Lot Size / Year Built	Closed Date / Days in RPR	Closed Price / \$ Per Sq Ft	List to Sold Price %
	 4553 S Raster Mesa, AZ 85212 MLS ID: 7001741 Closed / For Sale <i>Courtesy of Compass</i>	Single Family	3/4	3,221	0.33 acres / 2023	6/4/2026 / 57 days	\$1,000,000 / \$310/sq ft	-
	 514 S 104th St Mesa, AZ 85208 MLS ID: 7021716 Closed / For Sale <i>Courtesy of My Home Group Real Estate</i>	Single Family	4/2	2,008	8,767 sqft / 2000	6/3/2026 / 2 days	\$470,000 / \$234/sq ft	↓ 4.08%
	 1105 W 6th Pl Mesa, AZ 85201 MLS ID: 6935870 Closed / For Sale <i>Courtesy of Real Broker</i>	Single Family	4/3	1,789	7,593 sqft / 1954	6/3/2026 / 162 days	\$427,500 / \$239/sq ft	↑ 0.59%
	 4202 E Broadway Rd, Unit 80 Mesa, AZ 85206 MLS ID: 7006667 Closed / For Sale <i>Courtesy of Keller Williams Integrity First</i>	Condo/Townhouse/Apt.	2/2	1,206	2,331 sqft / 2002	6/3/2026 / 53 days	\$338,000 / \$280/sq ft	↓ 4.79%
	 5104 E Catalina Ave Mesa, AZ 85206 MLS ID: 7018667 Closed / For Sale <i>Courtesy of Coldwell Banker Realty</i>	Single Family	3/3	2,120	4,888 sqft / 1995	6/3/2026 / 22 days	\$415,000 / \$196/sq ft	↑ 2.47%

Distressed











Source: Public Records and Listings



Legend

- Active For Sale
- Pending
- Closed

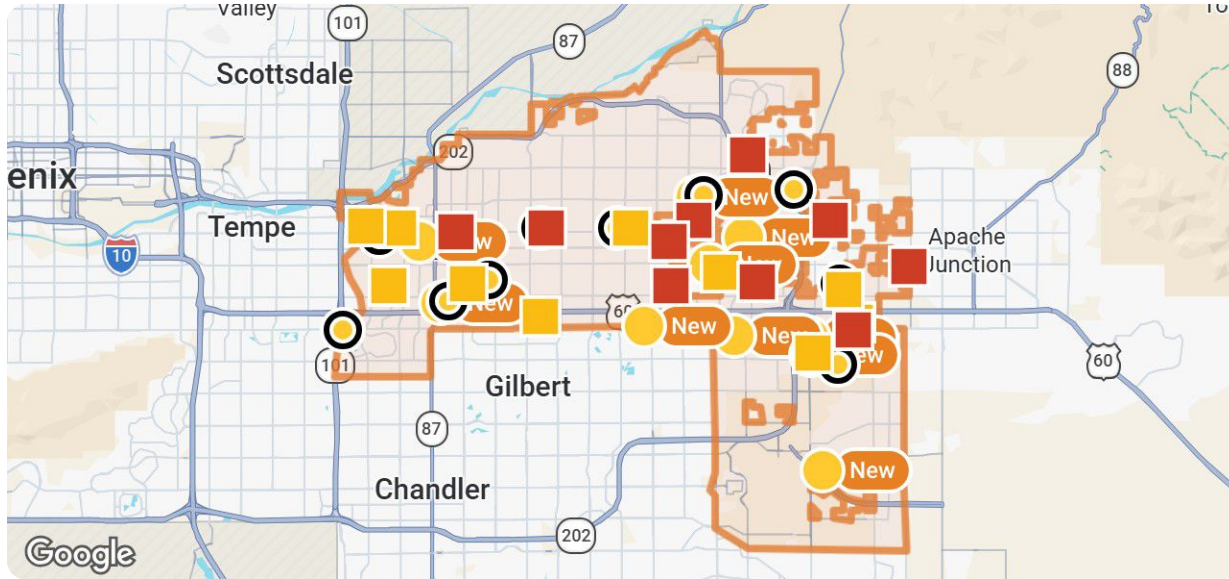


Distressed: 10 properties		Property Type	Beds / Baths	Living Area (sq ft)	Lot Size / Year Built	List Date / Days in RPR	List Price / \$ Per Sq Ft	Distressed Date / Type
1	 <p>718 W Enid Ave Mesa, AZ 85210 MLS ID: 7033365 ● Pending / For Sale</p> <p><i>Listing Courtesy of Jason Mitchell Real Estate</i></p>	Single Family	3/2	1,255	6,904 sqft / 1978	5/26/2026 / 8 days	\$345,000 / \$275/sq ft	5/7/2026 / Notice of Trustee Sale
2	 <p>2423 E Camino St Mesa, AZ 85213 ● Closed / Public Record</p>	Single Family	-/2	1,160	6,135 sqft / 1972	- / - days	- / \$326/sq ft	5/26/2026 / Notice of Trustee Sale
3	 <p>520 N Stapley Dr, Unit 249 Mesa, AZ 85203 MLS ID: 7001287 ● Pending / For Sale</p> <p><i>Listing Courtesy of Gentry Real Estate</i></p>	Single Family	1/1	694	711 sqft / 1985	3/19/2026 / 63 days	\$154,900 / \$223/sq ft	4/3/2026 / Notice of Trustee Sale
4	 <p>11465 E Decatur St Mesa, AZ 85207 MLS ID: 7028969 ● Active / For Sale</p> <p><i>Listing Courtesy of Re/max Excalibur</i></p>	Single Family	4/2	1,890	7,815 sqft / 1998	5/15/2026 / 21 days	\$485,000 / \$257/sq ft	4/7/2026 / Pre-Foreclosure
5	 <p>5441 E Flower Ave Mesa, AZ 85206 MLS ID: 7026352 ● Active / For Sale</p> <p><i>Listing Courtesy of Realty One Group</i></p>	Single Family	3/2	1,548	7,183 sqft / 1989	5/10/2026 / 26 days	\$499,900 / \$323/sq ft	4/30/2026 / Not Applicable / Not Disclosed
6	 <p>5463 E Albany St Mesa, AZ 85205 MLS ID: 6949471 ● Pending / For Sale</p> <p><i>Listing Courtesy of Realty East, Incorporated</i></p>	Single Family	2/1	884	7,856 sqft / 1959	11/19/2025 / 168 days	\$215,000 / \$243/sq ft	4/22/2026 / Pre-Foreclosure
7	 <p>511 N 94th Cir Mesa, AZ 85207 MLS ID: 7026139 ● Active / For Sale</p> <p><i>Listing Courtesy of Senw</i></p>	Single Family	4/3	1,622	10,315 sqft / 1999	5/1/2026 / 35 days	\$415,000 / \$256/sq ft	4/15/2026 / Notice of Trustee Sale
8	 <p>7911 E Naranja Ave Mesa, AZ 85209 MLS ID: 7014533 ● Active / For Sale</p> <p><i>Listing Courtesy of Model Perfect Homes</i></p>	Single Family	3/2	1,648	6,639 sqft / 2002	4/15/2026 / 51 days	\$415,000 / \$252/sq ft	3/27/2026 / Not Applicable / Not Disclosed
9	 <p>10416 E Edgewood Ave Mesa, AZ 85208 MLS ID: 7012633 ● Active / For Sale</p> <p><i>Listing Courtesy of Real Broker</i></p>	Single Family	4/2	2,376	8,873 sqft / 1999	4/1/2026 / 65 days	\$450,000 / \$189/sq ft	5/14/2026 / Notice of Trustee Sale
10	 <p>6118 E Dallas St Mesa, AZ 85205 ● Closed / Public Record</p>	Single Family	-/2	1,152	7,370 sqft / 1972	- / - days	- / \$252/sq ft	3/30/2026 / Notice of Default

Mesa, Arizona

Summary

For Lease Activity in the Last 3 Months



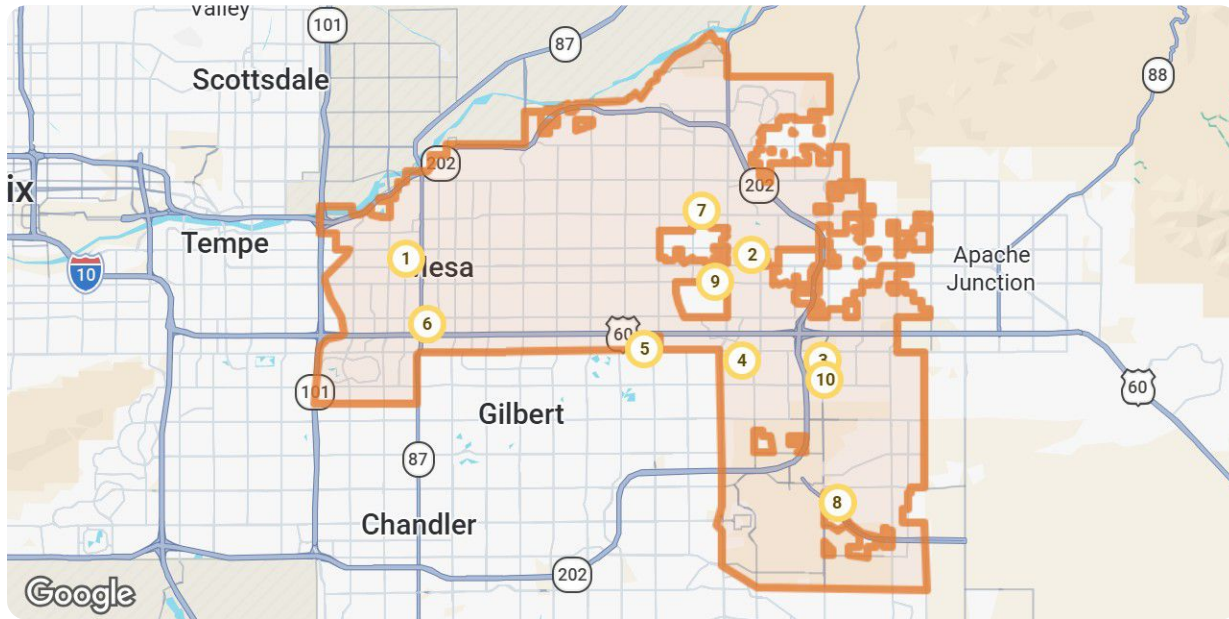
	New	Pending	Closed	Distressed
Number of Properties	10	10	10	10
Lowest Listing Price / Est.Value	\$1,450	\$1,895	\$1,145	\$40,441
Median Listing Price / Est.Value	\$2,000	\$2,158	\$1,635	\$329,725
Highest Listing Price / Est.Value	\$2,550	\$3,900	\$2,495	\$1,222,760
Average Price / sqft	\$2	\$1	\$1	\$282
Median Price / sqft	\$2	\$2	\$1	\$250
Average Days in RPR	2	37	29	-
Median Days in RPR	2	23	23	-
Total Volume	\$20,440	\$23,155	\$16,794	\$4,142,910
Source	Listings	Listings	Public Records & Listings	Public Records & Listings

Mesa, Arizona

Market Activity Breakdown

New

Source: Listings



Legend

● Active For Lease

New: 10 properties		Property Type	Beds / Baths	Living Area (sq ft)	Lot Size	Year Built	List Date / Days in RPR	List Price / \$ Per Sq Ft
1	 <p>750 W 1st Pl Mesa, AZ 85201 MLS ID: 7037576 ● Active / For Lease</p> <p><i>Courtesy of Real Broker</i></p>	Single Family	3/2	1,128	6,970 sqft	1950	6/4/2026 1 day	\$2,495 mo. \$2/sq ft
2	 <p>205 N 74th St Mesa, AZ 85207 MLS ID: 7037568 ● Active / For Lease</p> <p><i>Courtesy of Fort Lowell Realty & Property Management</i></p>	Condo/Townhouse/Apt.	2/2	1,342	140 sqft	2001	6/4/2026 1 day	\$1,450 mo. \$1/sq ft
3	 <p>2205 S Harper Mesa, AZ 85209 MLS ID: 7037171 ● Active / For Lease</p> <p><i>Courtesy of Real Broker</i></p>	Single Family	3/2	1,273	4,001 sqft	2001	6/4/2026 1 day	\$2,200 mo. \$2/sq ft
4	 <p>7251 E Lakeview Ave Mesa, AZ 85209 MLS ID: 7037122 ● Active / For Lease</p> <p><i>Courtesy of Quantum Homes</i></p>	Single Family	3/2	2,058	6,787 sqft	1995	6/4/2026 1 day	\$2,550 mo. \$1/sq ft
5	 <p>1941 S Pierpont Dr, Apt 1008 Mesa, AZ 85206 MLS ID: 7037082 ● Active / For Lease</p> <p><i>Courtesy of Ah Properties</i></p>	Single Family	2/2	1,056	1,058 sqft	2004	6/4/2026 1 day	\$1,695 mo. \$2/sq ft

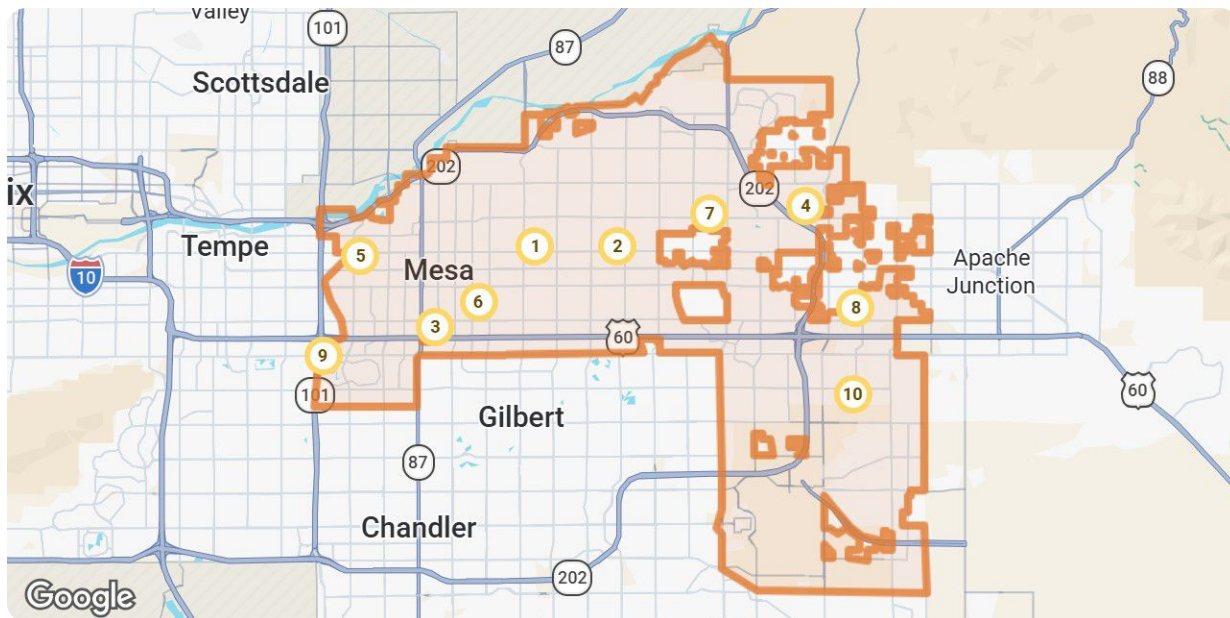


Mesa, Arizona

New: 10 properties		Property Type	Beds / Baths	Living Area (sq ft)	Lot Size	Year Built	List Date / Days in RPR	List Price / \$ Per Sq Ft
	 <p>1367 S Country Club Dr, Unit 12 Mesa, AZ 85210 MLS ID: 7037000 ● Active / For Lease</p> <p><i>Courtesy of Re/max Fine Properties</i></p>	Condo/Townhouse e/Apt.	3/3	1,550	1,670 sqft	2017	6/3/2026 2 days	\$2,100 mo. \$1/sq ft
	 <p>6203 E Glencove St Mesa, AZ 85205 MLS ID: 7036721 ● Active / For Lease</p> <p><i>Courtesy of Watermark Arizona Properties</i></p>	Condo/Townhouse e/Apt.	3/2	1,073	2,500 sqft	1986	6/3/2026 2 days	\$1,875 mo. \$2/sq ft
	 <p>5538 S Keene Mesa, AZ 85212 MLS ID: 7036658 ● Active / For Lease</p> <p><i>Courtesy of Balboa Realty, Llc</i></p>	Single Family	3/2	1,710	2,100 sqft	2020	6/3/2026 2 days	\$2,275 mo. \$1/sq ft
	 <p>1070 Leisure World Mesa, AZ 85206 MLS ID: 7036924 ● Active / For Lease</p> <p><i>Courtesy of Cactus Bloom Realty</i></p>	Single Family	2/2	1,331	8,550 sqft	1979	6/3/2026 2 days	\$1,900 mo. \$1/sq ft
	 <p>9233 E Neville Ave, Unit 1088 Mesa, AZ 85209 MLS ID: 7036952 ● Active / For Lease</p> <p><i>Courtesy of Opulent Real Estate Group</i></p>	Condo/Townhouse e/Apt.	3/2	1,057	755 sqft	2002	6/3/2026 2 days	\$1,900 mo. \$2/sq ft

Pending











Source: Listings



Legend

 Active For Lease

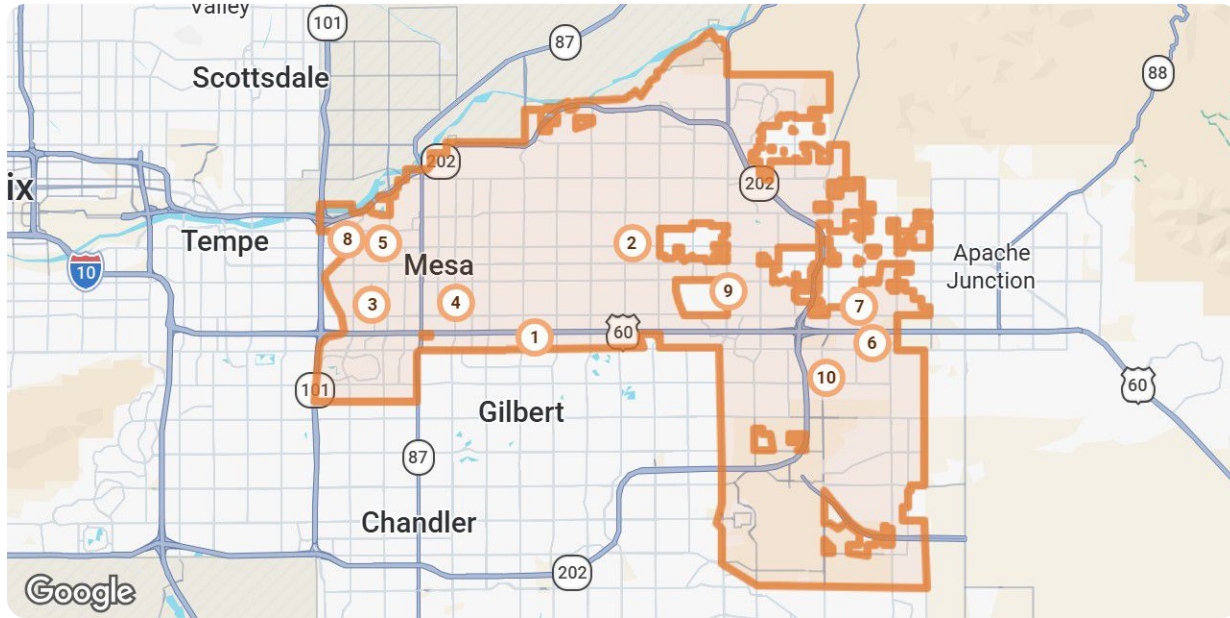


Pending: 10 properties		Property Type	Beds / Baths	Living Area (sq ft)	Lot Size / Year Built	List Date	List Price / \$ Per Sq Ft	Pending Date / Days in RPR
1	 <p>2267 E Caballero Cir Mesa, AZ 85213 MLS ID: 7027168 Pending / For Lease</p> <p><i>Courtesy of West Usa Realty</i></p>	Single Family	4/3	2,450	10,500 sqft 1971	5/12/2026	\$2,600 mo. \$1/sq ft	6/4/2026 23 days
2	 <p>4239 E Contessa St Mesa, AZ 85205 MLS ID: 7035950 Pending / For Lease</p> <p><i>Courtesy of 1-world Property Mgt. & Realty Llc</i></p>	Single Family	3/2	1,210	4,374 sqft 1985	6/1/2026	\$1,950 mo. \$2/sq ft	6/4/2026 3 days
3	 <p>1367 S Country Club Dr, Unit 10 Mesa, AZ 85210 MLS ID: 7028827 Pending / For Lease</p> <p><i>Courtesy of Mcmath Realty Llc</i></p>	Condo/Townhouse/Apt.	3/3	1,447	1,685 sqft 2017	5/15/2026	\$2,150 mo. \$1/sq ft	6/4/2026 20 days
4	 <p>8634 E Hillview St Mesa, AZ 85207 MLS ID: 7027044 Pending / For Lease</p> <p><i>Courtesy of Homesmart</i></p>	Single Family	6/2	2,298	10,004 sqft 2002	5/12/2026	\$3,900 mo. \$2/sq ft	6/4/2026 23 days
5	 <p>302 N Sycamore, Unit 16 Mesa, AZ 85201 MLS ID: 7030853 Pending / For Lease</p> <p><i>Courtesy of E & G Real Estate Services</i></p>	Condo/Townhouse/Apt.	3/2	1,170	2,435 sqft 1984	5/20/2026	\$1,895 mo. \$2/sq ft	6/4/2026 15 days
6	 <p>925 E 7th Dr Mesa, AZ 85204 MLS ID: 6982247 Pending / For Lease</p> <p><i>Courtesy of Farnsworth Realty & Management</i></p>	Single Family	3/2	1,120	6,011 sqft 1968	2/10/2026	\$2,000 mo. \$2/sq ft	6/3/2026 113 days
7	 <p>6262 E Brown Rd, Unit 38 Mesa, AZ 85205 MLS ID: 7026214 Pending / For Lease</p> <p><i>Courtesy of Redrock Re Partners</i></p>	Condo/Townhouse/Apt.	3/3	1,430	1,430 sqft 1988	5/9/2026	\$2,000 mo. \$1/sq ft	6/3/2026 25 days
8	 <p>866 S Cerise Mesa, AZ 85208 MLS ID: 6993605 Pending / For Lease</p> <p><i>Courtesy of 480 Realty & Property Management</i></p>	Single Family	3/2	1,579	5,632 sqft 2005	3/5/2026	\$2,195 mo. \$1/sq ft	6/3/2026 90 days
9	 <p>2618 W Knowles Ave Mesa, AZ 85202 MLS ID: 7034222 Pending / For Lease</p> <p><i>Courtesy of Ah Properties</i></p>	Single Family	3/2	1,750	9,026 sqft 1979	5/28/2026	\$2,300 mo. \$1/sq ft	6/3/2026 6 days
10	 <p>9909 E Onza Ave Mesa, AZ 85212 MLS ID: 7010743 Pending / For Lease</p> <p><i>Courtesy of Progress Residential</i></p>	Single Family	3/2	1,401	5,500 sqft 2000	4/8/2026	\$2,165 mo. \$2/sq ft	6/3/2026 56 days

Mesa, Arizona

Closed

Source: Public Records and Listings



Legend

● Closed

Closed: 10 properties		Property Type	Beds / Baths	Living Area (sq ft)	Lot Size / Year Built	Closed Date / Days in RPR	Closed Price / \$ Per Sq Ft	List to Sold Price %
1	 <p>2303 E Inverness Ave Mesa, AZ 85204 MLS ID: 7011450 ■ Closed / For Lease <i>Courtesy of Rely Real Estate, Llc</i></p>	Single Family	4/2	1,322	4 sqft 1977	7/1/2026 40 days	- \$2/sq ft	-
2	 <p>4530 E Camino Cir Mesa, AZ 85205 MLS ID: 6999016 ■ Closed / For Lease <i>Courtesy of E & G Real Estate Services</i></p>	Single Family	2/1	870	8,222 sqft 1983	6/30/2026 66 days	- \$2/sq ft	-
3	 <p>925 S Longmore, Apt 118 Mesa, AZ 85202 MLS ID: 7034706 ■ Closed / For Lease <i>Courtesy of Hub Realty</i></p>	Single Family	2/2	1,000	1,005 sqft 1988	6/16/2026 6 days	- \$1/sq ft	-
4	 <p>410 E 9th Ave Mesa, AZ 85204 MLS ID: 7011860 ■ Closed / For Lease <i>Courtesy of Rosenbaum Realty Group</i></p>	Single Family	2/2	1,000	8,377 sqft 1985	6/15/2026 42 days	- \$1/sq ft	-
5	 <p>510 N Alma School Rd, Unit 16: Mesa, AZ 85201 MLS ID: 7015353 ■ Closed / For Lease <i>Courtesy of Cpms, Inc.</i></p>	Condo/Townhouse/Apt.	3/2	1,118	704 sqft 1986	6/15/2026 47 days	- \$2/sq ft	-

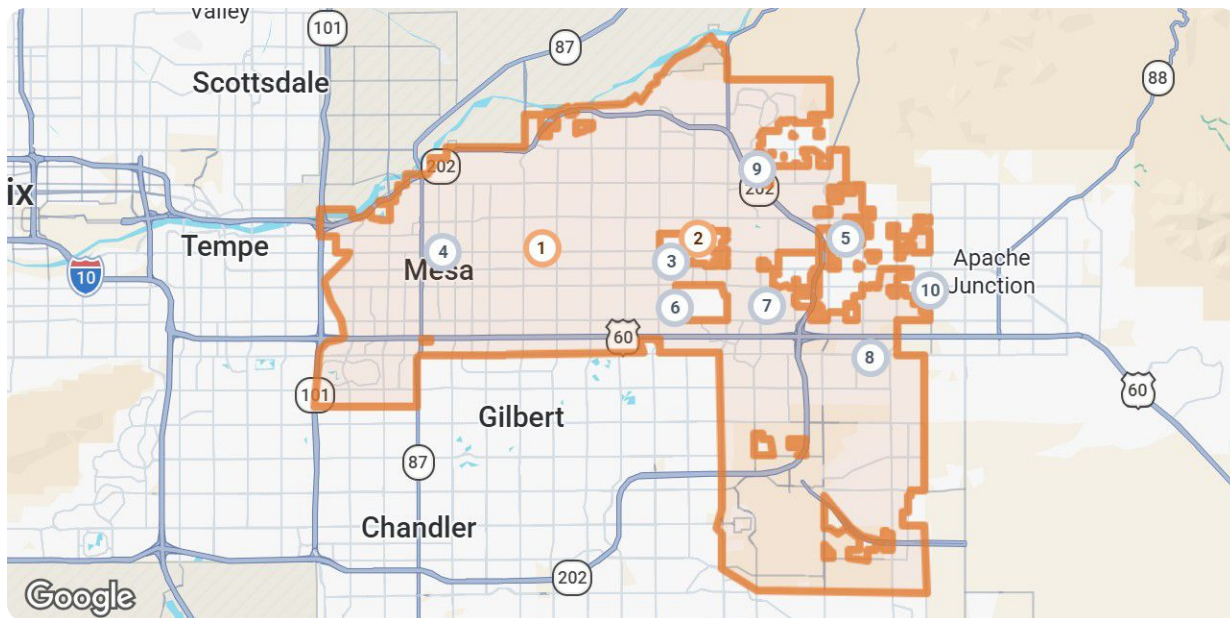


Mesa, Arizona

Closed: 10 properties		Property Type	Beds / Baths	Living Area (sq ft)	Lot Size / Year Built	Closed Date / Days in RPR	Closed Price / \$ Per Sq Ft	List to Sold Price %
	 <p>10315 E Jan Ave Mesa, AZ 85209 MLS ID: 7021831 Closed / For Lease</p> <p><i>Courtesy of E & G Real Estate Services</i></p>	Single Family	3/2	1,728	7,165 sqft 2002	6/15/2026 14 days	- \$1/sq ft	-
	 <p>9926 E Farmdale Ave Mesa, AZ 85208 MLS ID: 7026027 Closed / For Lease</p> <p><i>Courtesy of Marsh Management & Real Estate</i></p>	Single Family	3/2	1,564	3,960 sqft 2001	6/12/2026 19 days	- \$1/sq ft	-
	 <p>555 N May, Apt 23 Mesa, AZ 85201 MLS ID: 7025548 Closed / For Lease</p> <p><i>Courtesy of Proex Realty Management</i></p>	Condo/Townhouse e/Apt.	2/2	963	1,368 sqft 1973	6/8/2026 26 days	- \$2/sq ft	-
	 <p>609 S Power Rd, Apt 338 Mesa, AZ 85206 MLS ID: 7028549 Closed / For Lease</p> <p><i>Courtesy of Az Prime Property Management</i></p>	Single Family	1/1	672	882 sqft 1977	6/8/2026 20 days	- \$2/sq ft	-
	 <p>9233 E Neville Ave, Unit 1061 Mesa, AZ 85209 MLS ID: 7031844 Closed / For Lease</p> <p><i>Courtesy of Marsh Management & Real Estate</i></p>	Condo/Townhouse e/Apt.	2/2	1,227	557 sqft 2002	6/5/2026 12 days	- \$1/sq ft	-

Distressed











Source: Public Records and Listings



Legend

- Closed
- Off Market, Hold, Withdrawn, Expired, or Canceled



Distressed: 10 properties		Property Type	Beds / Baths	Living Area (sq ft)	Lot Size / Year Built	List Date / Days in RPR	List Price / \$ Per Sq Ft	Distressed Date / Type
1	 <p>2423 E Camino St Mesa, AZ 85213 Closed / Public Record</p>	Single Family	-/2	1,160	6,135 sqft 1972	- - days	- \$326/sq ft	5/26/2026 Notice of Trustee Sale
2	 <p>6118 E Dallas St Mesa, AZ 85205 Closed / Public Record</p>	Single Family	-/2	1,152	7,370 sqft 1972	- - days	- \$252/sq ft	3/30/2026 Notice of Default
3	 <p>5463 E Albany St Mesa, AZ 85205 Off Market / Public Record</p>	Single Family	-/1	884	7,856 sqft 1959	- - days	- \$241/sq ft	4/22/2026 Notice of Trustee Sale
4	 <p>414 N Serrine Mesa, AZ 85201 Off Market / Public Record</p>	Single Family	-/1	416	4,375 sqft 1935	- - days	- \$708/sq ft	3/31/2026 Notice of Trustee Sale
5	 <p>714 N 96th St Mesa, AZ 85207 Off Market / Public Record</p>	Single Family	-/2	1,176	8,011 sqft 1975	- - days	- \$297/sq ft	5/19/2026 Notice of Trustee Sale
6	 <p>931 S Blossom Mesa, AZ 85206 Off Market / Public Record</p>	Single Family	-/3	1,799	0.28 acres 1988	- - days	- \$294/sq ft	4/9/2026 Notice of Trustee Sale
7	 <p>7738 E Pueblo Ave Mesa, AZ 85208 Off Market / Public Record</p>	Single Family	-/2	1,626	6,909 sqft 1987	- - days	- \$236/sq ft	3/24/2026 Notice of Trustee Sale
8	 <p>2040 S Boca Cir Mesa, AZ 85209 Off Market / Public Record</p>	Single Family	-/3	2,088	8,312 sqft 2003	- - days	- \$241/sq ft	4/2/2026 Notice of Rescission
9	 <p>2315 N Avoca Mesa, AZ 85207 Off Market / Public Record</p>	Single Family	-/7	5,475	0.42 acres 2002	- - days	- \$223/sq ft	4/2/2026 Notice of Trustee Sale
10	 <p>11552 E Marguerite Ave Mesa, AZ 85208 Off Market / Public Record</p>	Single Family	-/2	1,086	9,757 sqft 1968	- - days	- \$286/sq ft	4/20/2026 Notice of Trustee Sale

Mesa, Arizona

About RPR

- RPR® is the nation's largest property database, exclusively for REALTORS®. It empowers REALTORS® to help buyers and sellers make informed decisions, backed by a real estate database covering more than 160 million residential and commercial properties in the United States.
- RPR is a wholly owned subsidiary of the National Association of REALTORS® and a member benefit to REALTORS®.
- RPR's data sources range from MLSs and county-level tax and assessment offices, to the U.S. Census and FEMA, to specialty data set providers such as Esri (consumer data), Niche (school information) and Precisely (geographic boundaries).

Learn More

For more information about RPR, please visit RPR's public website: <https://blog.narrpr.com>



RPR®

