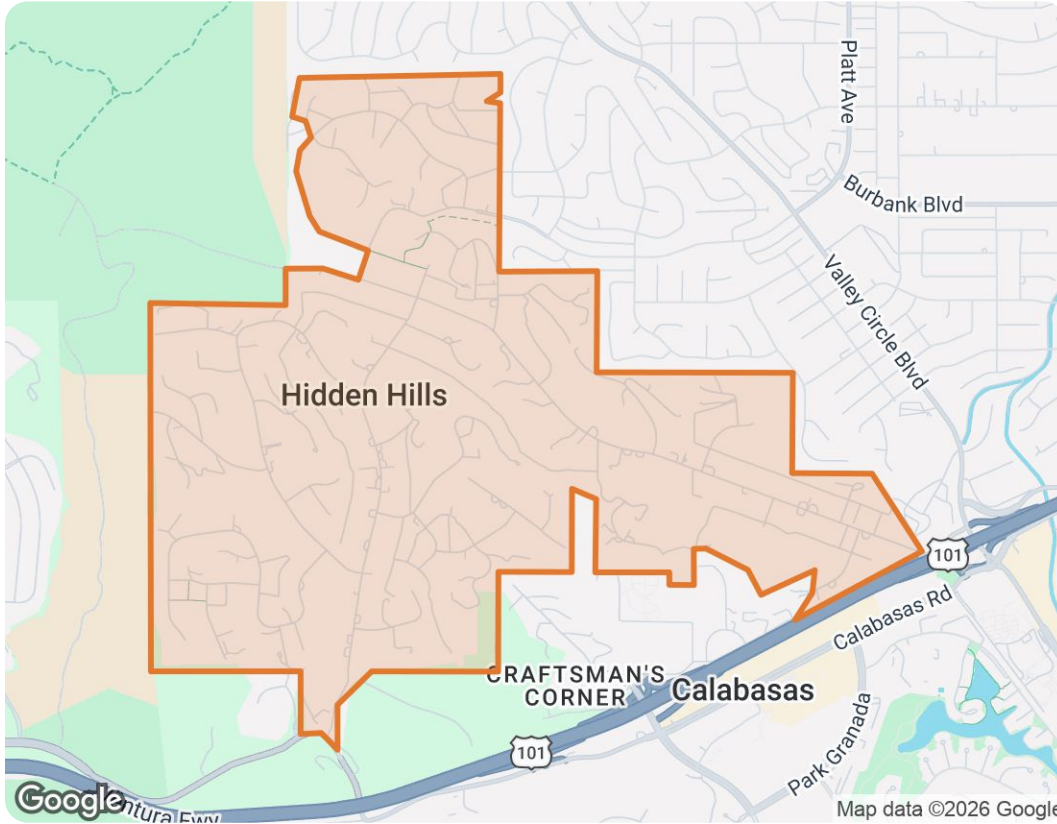


## Hidden Hills, California



*The biggest buyer rebates and lowest selling fees in real estate – without sacrificing full-service support, 7 days a week.*

ShopProp Licensed CA, WA, HI, AZ, MI, TX, VA, CO

📞 Office (888) 821-0556

✉️ team@shopprop.com

🌐 www.shopprop.com

# Shop|Prop

ShopProp Inc.

## Market Trends

### Market Trends for Hidden Hills, California

Single Family + Condo/Townhouse/Apt.

**May 2026**

#### Market Type

Seller's  
Market

Balanced  
Market

Buyer's  
Market

#### Key Details

Months of Inventory	Sold to List Price %	Median Days in RPR	Median Sold Price
16	—	—	—
↑ 10.34% MoM			

### May 2026 Median Estimated Property Value

Single Family + Condo/Townhouse/Apt.

This graphic displays property estimates for a market area and a subject property, where one has been selected. Estimated property values are generated by a valuation model and are not formal appraisals.

Source: Public records, and MLS sources where licensed

Update Frequency: Monthly

**Median Estimated Value**

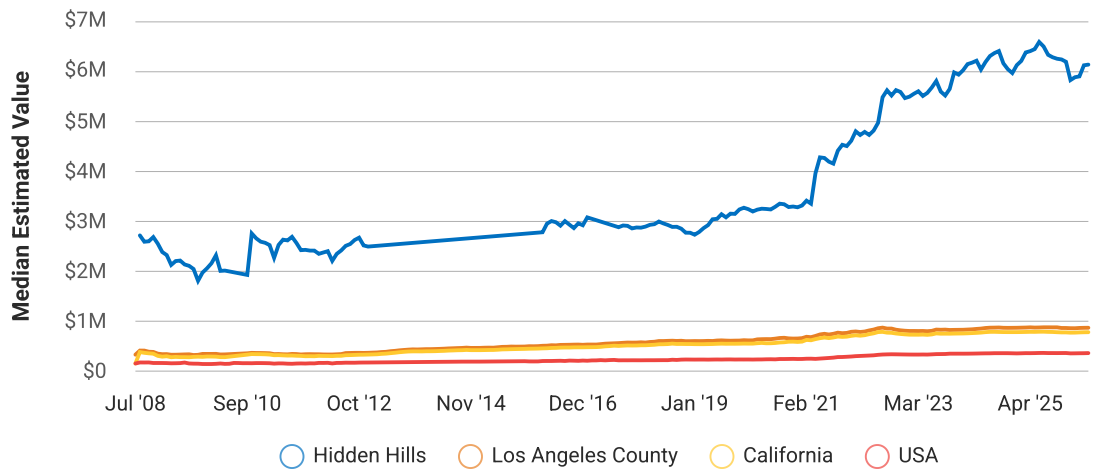
\$6,128,000

**Last Month Change**

+0.2%

**12 Month Change**

-4.8%



# Hidden Hills, California

## May 2026 Active Listings

### Hidden Hills, California

Single Family + Condo/Townhouse/Apt.

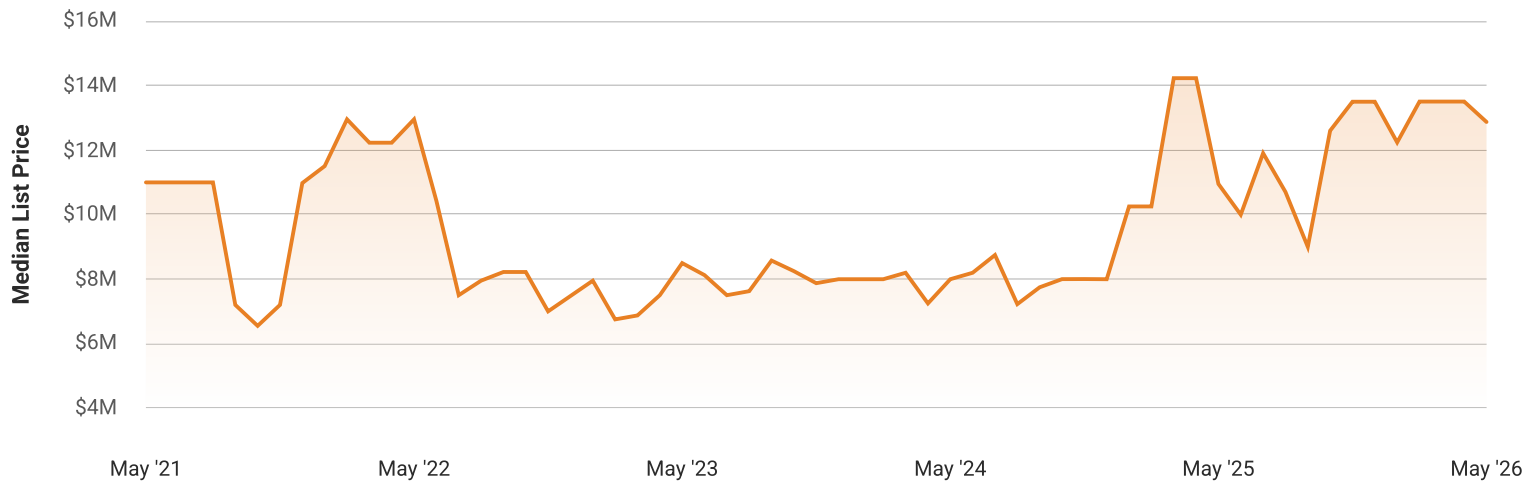
This graphic summarizes key statistics for properties that were in an active status on the last day of each month. RPR uses list date and a derived pending date to determine if the listing was active on the last day of the month. An end-of-month snapshot of active listings helps to understand inventory levels, price points and duration on the market.

Source: Listing sources

Update Frequency: Monthly

**Median List Price - \$12,867,500**

↓ 4.7% Month over Month



# Hidden Hills, California

## May 2026 Sold Listings

### Hidden Hills, California

Single Family + Condo/Townhouse/Apt.

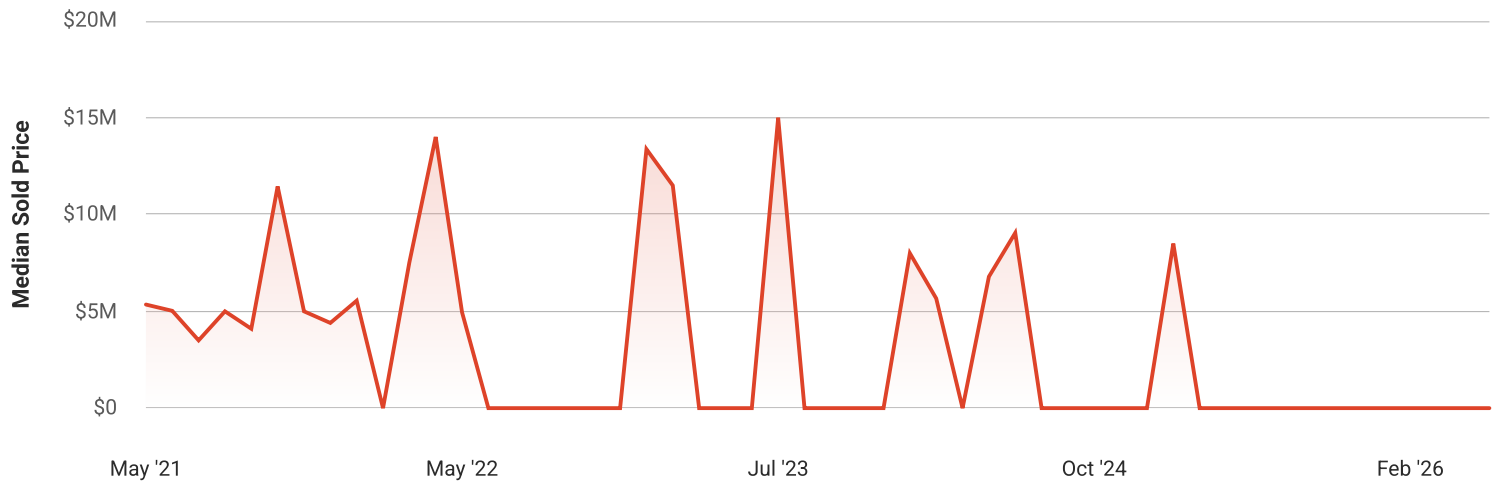
This graphic summarizes key statistics for properties that sold each month. RPR uses a derived sold date to determine when a property moved into a sold status within the given month. These statistics are important for understanding the price points on sold properties as well as the difference between the list price and sold price, which reveals whether buyers are paying over or under the asking price.

Source: Listing sources

Update Frequency: Monthly

#### Median Sold Price - -

● Month over Month



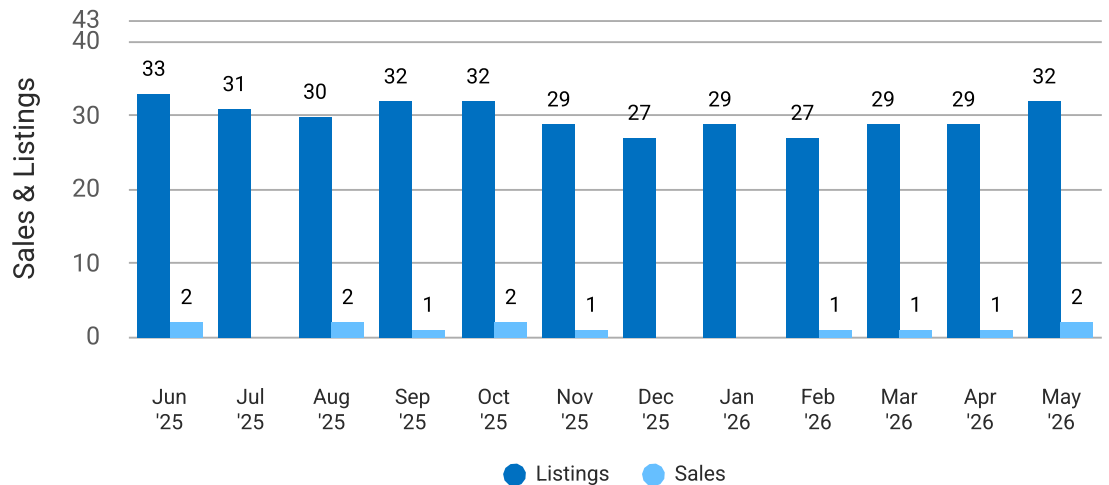
## Total Sales and Active Listings in Hidden Hills, California

Single Family + Condo/Townhouse/Apt.

This graph compares the number of sales with the number of active listings in the local market.

Source: MLS data where licensed

Update Frequency: Monthly



# Hidden Hills, California

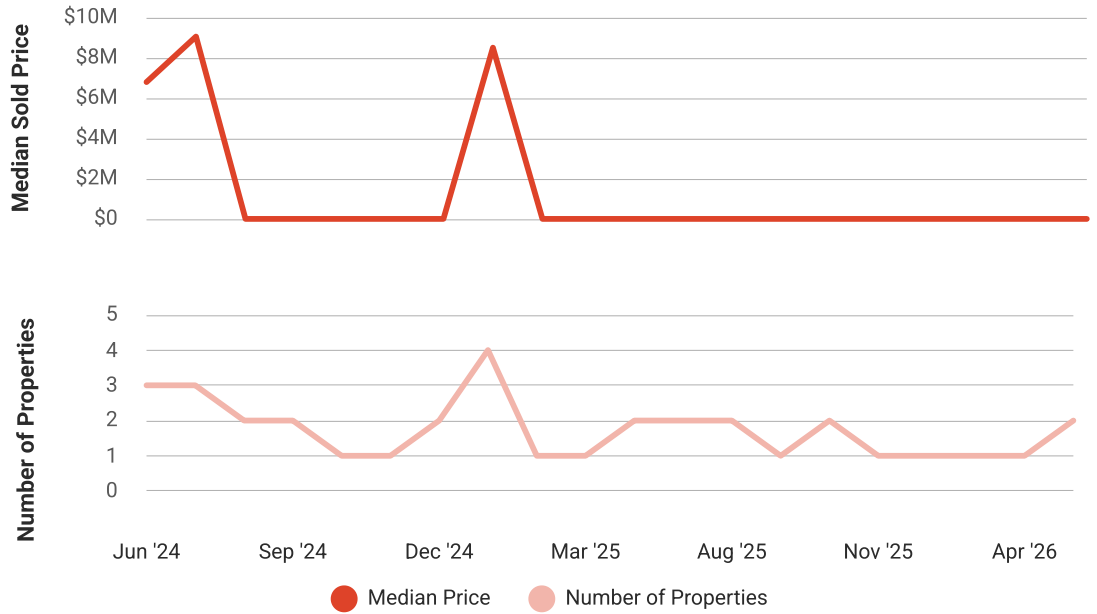
## Median Sold Price vs Sold Listings in Hidden Hills, California

Single Family + Condo/Townhouse/Apt.

This chart compares the trend of median sold price and number of sold listings for the given location.

Source: Listing Data

Update Frequency: Monthly



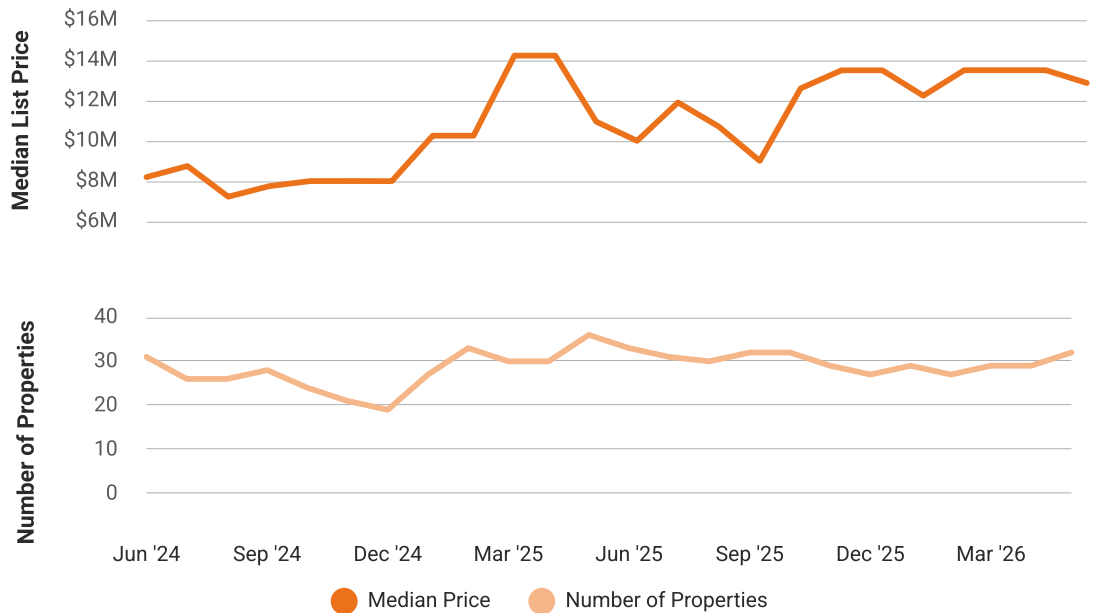
## Median List Price vs Active Listings in Hidden Hills, California

Single Family + Condo/Townhouse/Apt.

This chart compares the trend of median list price and number of active properties for the given location.

Source: Listing Data

Update Frequency: Monthly



# Market Snapshot

## Value and Price Changes

	Current	Last Month	Last 3 Months	Last 12 Months	Last 24 Months	Last 36 Months
<b>Median Est. Property Value</b> Last Updated: 5/31/2026	\$6,128,000	\$6,114,000 <b>+0.23%</b>	\$5,876,000 <b>+4.29%</b>	\$6,437,000 <b>-4.8%</b>	\$6,030,000 <b>+1.63%</b>	\$5,563,000 <b>+10.16%</b>
<b>Median List Price</b> Last Updated: 5/31/2026	\$12,867,500	\$13,500,000 <b>-4.69%</b>	\$13,500,000 <b>-4.69%</b>	\$10,947,500 <b>+17.54%</b>	\$7,995,000 <b>+60.94%</b>	\$8,495,000 <b>+51.47%</b>

**About this Data:** Because some brokerages may choose not to include their MLS listing content within the RPR platform, the analysis contained in this report may not have been created using all the available listing data within this geographical market.  
 Median estimated property values are generated by a valuation model and are not formal appraisals. Valuations are based on public records and MLS data where licensed. The Metrics displayed here reflect **All Residential Single Family, Condo, Townhouse and Apartment properties** data.

# Market Activity

### Market Activity Filters

Sort Order: Date

Maximum Properties Per Change Type: 10

Change Types: New Listings, Pending, Closed, Distressed

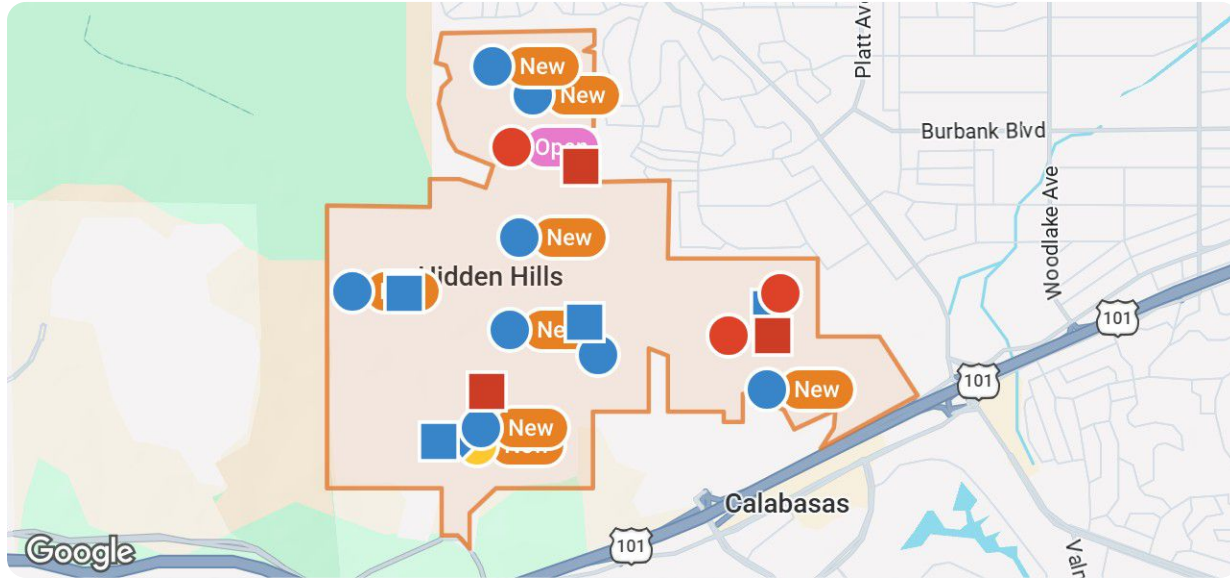
Property Types: Single Family, Condo/Townhouse/Apt

Property Features: Sale Price: Any, Lease Price: Any, Beds: Any, Baths: Any, Living Area: Any, Lot Size (acre): Any, Year Built: Any

# Hidden Hills, California

## Summary

For Sale Activity in the Last 3 Months



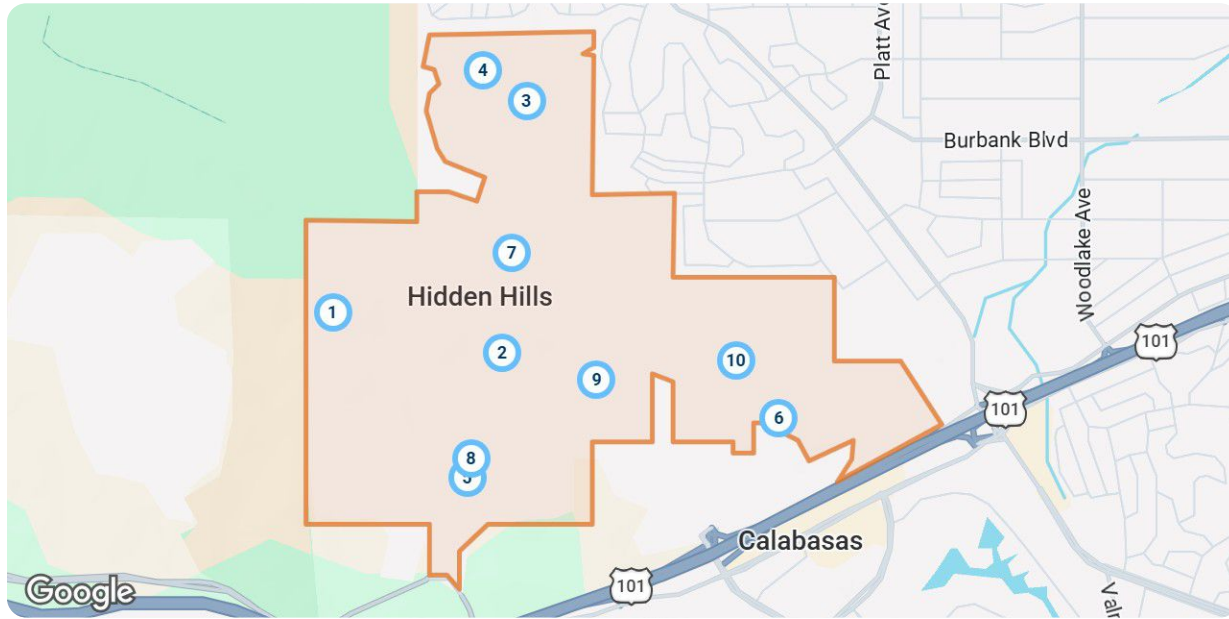
	New	Pending	Closed	Distressed
Number of Properties	10	1	5	5
Lowest Listing Price / Est.Value	\$3,997,000	\$4,999,000	\$4,059,000	\$4,758,130
Median Listing Price / Est.Value	\$8,495,000	\$4,999,000	\$4,800,000	\$6,792,000
Highest Listing Price / Est.Value	\$25,995,000	\$4,999,000	\$6,200,000	\$9,500,000
Average Price / sqft	\$1,283	\$1,316	\$1,202	\$1,490
Median Price / sqft	\$1,305	\$1,316	\$1,170	\$1,282
Average Days in RPR	20	320	59	87
Median Days in RPR	19	320	43	87
Total Volume	\$100,547,000	\$4,999,000	\$25,629,999	\$34,930,130
Source	Listings	Listings	Public Records & Listings	Public Records & Listings



## Market Activity Breakdown

### New

Source: Listings



#### Legend

● Active For Sale

New: 10 properties		Property Type	Beds / Baths	Living Area (sq ft)	Lot Size	Year Built	List Date / Days in RPR	List Price / \$ Per Sq Ft
<span style="border: 1px solid blue; border-radius: 50%; padding: 2px;">1</span>	 <p><b>24926 Jim Bridger Rd</b> Hidden Hills, CA 91302 MLS ID: 26841997 <span style="color: blue;">●</span> Active / For Sale</p> <p><i>Listing Courtesy of Compass</i></p>	Single Family	4/5	4,108	1.93 acres	1976	6/5/2026 3 days	\$3,997,000 \$973/sq ft
<span style="border: 1px solid blue; border-radius: 50%; padding: 2px;">2</span>	 <p><b>6021 John Muir Rd</b> Hidden Hills, CA 91302 MLS ID: 226002538 <span style="color: blue;">●</span> Active / For Sale</p> <p><i>Listing Courtesy of Rodeo Realty</i></p>	Single Family	5/7	8,667	1.04 acres	1993	6/1/2026 7 days	\$11,750,000 \$1,356/sq ft
<span style="border: 1px solid blue; border-radius: 50%; padding: 2px;">3</span>	 <p><b>24232 Long Valley Rd</b> Hidden Hills, CA 91302 MLS ID: SR26116878 <span style="color: blue;">●</span> Active / For Sale</p> <p><i>Listing Courtesy of DOUGLAS ELLIMAN OF CALIFORNIA, INC.</i></p>	Single Family	6/9	5,700	2.39 acres	1955	6/1/2026 7 days	\$8,995,000 \$1,578/sq ft
<span style="border: 1px solid blue; border-radius: 50%; padding: 2px;">4</span>	 <p><b>25151 Jim Bridger Rd</b> Hidden Hills, CA 91302 MLS ID: SR26115988 <span style="color: blue;">●</span> Active / For Sale and For Lease</p> <p><i>Listing Courtesy of DOUGLAS ELLIMAN OF CALIFORNIA, INC.</i></p>	Single Family	7/10	14,850	1.2 acres	2024	5/29/2026 10 days	\$25,995,000 \$1,751/sq ft
<span style="border: 1px solid blue; border-radius: 50%; padding: 2px;">5</span>	 <p><b>24884 Jim Bridger Rd</b> Hidden Hills, CA 91302 MLS ID: SR26110764 <span style="color: blue;">●</span> Active / For Sale</p> <p><i>Listing Courtesy of DOUGLAS ELLIMAN OF CALIFORNIA, INC.</i></p>	Single Family	6/8	5,573	1.26 acres	1963	5/26/2026 13 days	\$7,995,000 \$1,435/sq ft

New: 10 properties		Property Type	Beds / Baths	Living Area (sq ft)	Lot Size	Year Built	List Date / Days in RPR	List Price / \$ Per Sq Ft
<b>6</b>	 <p><b>25057 Lewis And Clark Rd</b> Hidden Hills, CA 91302 MLS ID: OC26102253 ● Active / For Sale</p> <p><i>Listing Courtesy of LUXURY FINE HOMES, INC.</i></p>	Single Family	6/11	8,800	1.22 acres	2022	5/14/2026 25 days	\$10,195,000 \$1,159/sq ft
<b>7</b>	 <p><b>5460 Round Meadow Rd</b> Hidden Hills, CA 91302 MLS ID: SR26105236 ● Active / For Sale</p> <p><i>Listing Courtesy of DOUGLAS ELLIMAN OF CALIFORNIA, INC.</i></p>	Single Family	5/6	5,100	1.09 acres	1957	5/14/2026 25 days	\$6,395,000 \$1,254/sq ft
<b>8</b>	 <p><b>25217 Eldorado Meadow Rd</b> Hidden Hills, CA 91302 MLS ID: 26828113 ● Active / For Sale</p> <p><i>Listing Courtesy of Christie's International Real Estate SoCal</i></p>	Single Family	5/6	6,647	2.13 acres	1990	5/8/2026 31 days	\$5,950,000 \$895/sq ft
<b>9</b>	 <p><b>25115 Eldorado Meadow Rd</b> Hidden Hills, CA 91302 MLS ID: 26694471 ● Active / For Sale</p> <p><i>Listing Courtesy of Christie's International Real Estate SoCal</i></p>	Single Family	6/8	8,860	1.55 acres	1998	5/1/2026 38 days	\$13,500,000 \$1,524/sq ft
<b>10</b>	 <p><b>5255 Round Meadow Rd</b> Hidden Hills, CA 91302 MLS ID: SR26089153 ● Active / For Sale and For Lease</p> <p><i>Listing Courtesy of DOUGLAS ELLIMAN OF CALIFORNIA, INC.</i></p>	Single Family	5/4	6,375	1.36 acres	1961	5/1/2026 38 days	\$5,775,000 \$906/sq ft

## Pending

Source: Listings



### Legend

● Pending

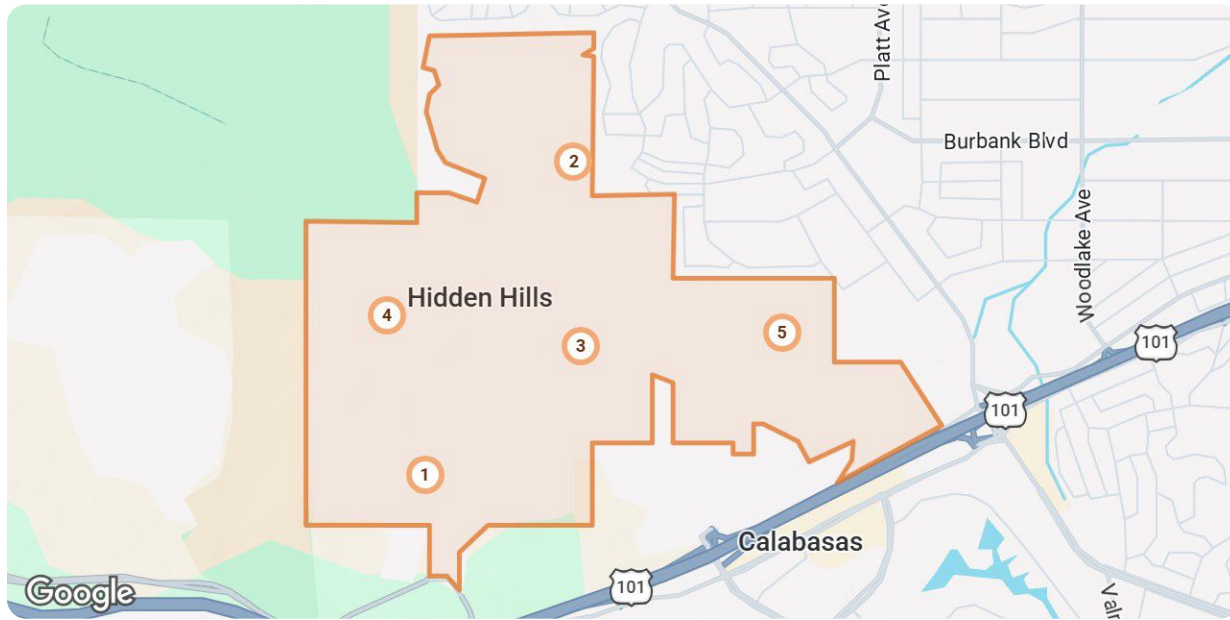
Pending: 1 properties		Property Type	Beds / Baths	Living Area (sq ft)	Lot Size / Year Built	List Date	List Price / \$ Per Sq Ft	Pending Date / Days in RPR
-----------------------	--	---------------	--------------	---------------------	-----------------------	-----------	---------------------------	----------------------------

1		<b>5250 Scott Robertson Rd</b> Hidden Hills, CA 91302 MLS ID: SR25149447		Single Family	5/5	3,800	2.46 acres 1976	7/3/2025	\$4,999,000 \$1,316/sq ft	5/19/2026 320 days
		<span style="color: blue;">●</span> Pending / For Sale								

Listing Courtesy of THE AGENCY

## Closed

Source: Public Records and Listings



### Legend

● Closed

Closed: 5 properties		Property Type	Beds / Baths	Living Area (sq ft)	Lot Size / Year Built	Closed Date / Days in RPR	Closed Price / \$ Per Sq Ft	List to Sold Price %
----------------------	--	---------------	--------------	---------------------	-----------------------	---------------------------	-----------------------------	----------------------

1		<b>24901 Jim Bridger Rd</b> Hidden Hills, CA 91302 MLS ID: 26651475		Single Family	7/7	4,540	1.23 acres 1963	5/14/2026 62 days	\$4,575,000 \$1,008/sq ft	↓ 10.73%
		<span style="color: blue;">●</span> Closed / For Sale								

Courtesy of Rodeo Realty Inc

2		<b>6006 Clear Valley Rd</b> Hidden Hills, CA 91302 MLS ID: SR26050502		Single Family	5/6	4,237	1.44 acres 1954	5/12/2026 23 days	\$4,059,000 \$958/sq ft	↓ 9.8%
		<span style="color: blue;">●</span> Closed / For Sale								

Courtesy of DOUGLAS ELLIMAN OF CALIFORNIA, INC.

3		<b>5558 Hoback Glen Rd</b> Hidden Hills, CA 91302 MLS ID: SR25223370		Single Family	5/5	5,123	1.26 acres 1976	4/6/2026 150 days	\$5,995,999 \$1,170/sq ft	-
		<span style="color: blue;">●</span> Closed / For Sale								

Courtesy of BERKSHIRE HATHAWAY HOMESERVICES CALIFORNIA PROPERTIES

4		<b>5565 Jed Smith Rd</b> Hidden Hills, CA 91302 MLS ID: SR26030873		Single Family	5/4	3,995	1.38 acres 1977	3/27/2026 2 days	\$6,200,000 \$1,552/sq ft	-
		<span style="color: blue;">●</span> Closed / For Sale								

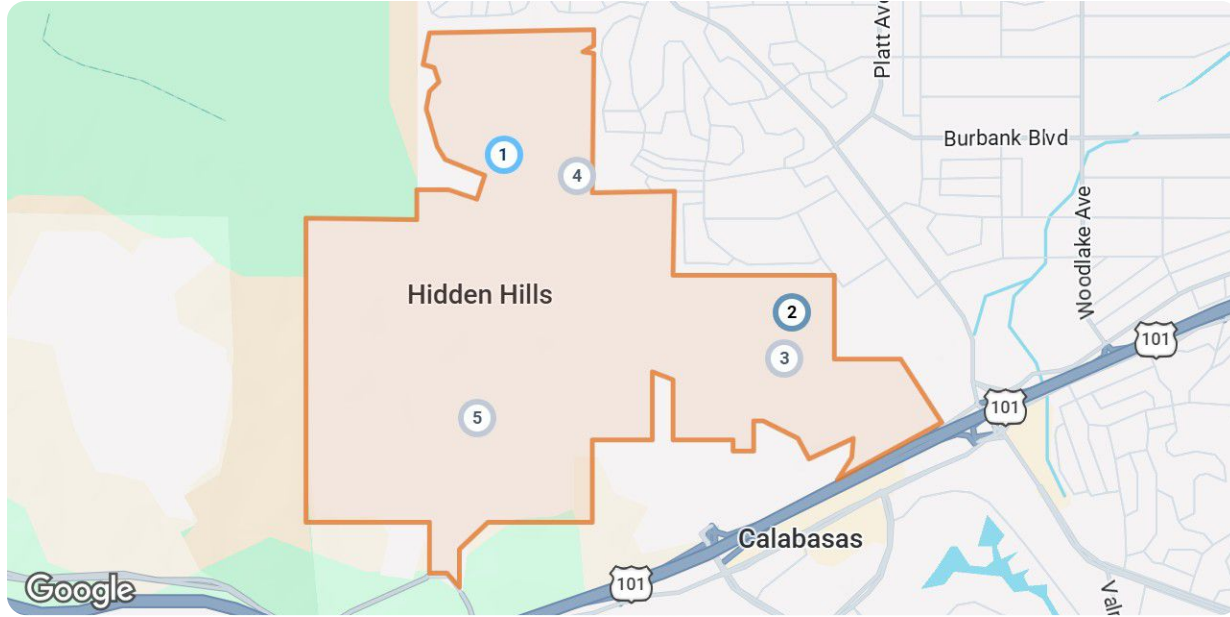
Courtesy of DOUGLAS ELLIMAN OF CALIFORNIA, INC.

Closed: 5 properties		Property Type	Beds / Baths	Living Area (sq ft)	Lot Size / Year Built	Closed Date / Days in RPR	Closed Price / \$ Per Sq Ft	List to Sold Price %
----------------------	--	---------------	--------------	---------------------	-----------------------	---------------------------	-----------------------------	----------------------

5		5502 Paradise Valley Rd Hidden Hills, CA 91302		Single Family	3/4	3,631	1.05 acres 1956	3/17/2026 - days	\$4,800,000 \$1,320/sq ft	-
		Closed / Public Record								

## Distressed

Source: Public Records and Listings



Distressed: 5 properties		Property Type	Beds / Baths	Living Area (sq ft)	Lot Size / Year Built	List Date / Days in RPR	List Price / \$ Per Sq Ft	Distressed Date / Type
--------------------------	--	---------------	--------------	---------------------	-----------------------	-------------------------	---------------------------	------------------------

1		6006 Spring Valley Rd Hidden Hills, CA 91302 MLS ID: GD26057307		Single Family	9/11	9,853	2.11 acres 2021	3/17/2026 83 days	\$7,900,000 \$802/sq ft	5/7/2026 Short Sale
		Active / For Sale								

*Listing Courtesy of HARCOURTS CORNERSTONE REALTY GROUP*

2		5525 Paradise Valley Rd Hidden Hills, CA 91302 MLS ID: 26656497		Single Family	7/9	7,411	1.01 acres 1956	3/10/2026 90 days	\$9,500,000 \$1,282/sq ft	4/16/2026 Standard Sale
		Active Under Contract / For Sale								

*Listing Courtesy of Compass*

3		23921 Long Valley Rd Hidden Hills, CA 91302		Single Family	4/2	2,351	1.12 acres 1954	- - days	-\$2,024/sq ft	5/5/2026 Notice of Default
		Off Market / Public Record								

4		5949 Clear Valley Rd Hidden Hills, CA 91302		Single Family	4/4	2,533	1.03 acres 1955	- - days	-\$2,361/sq ft	5/15/2026 Notice of Default
		Off Market / Public Record								

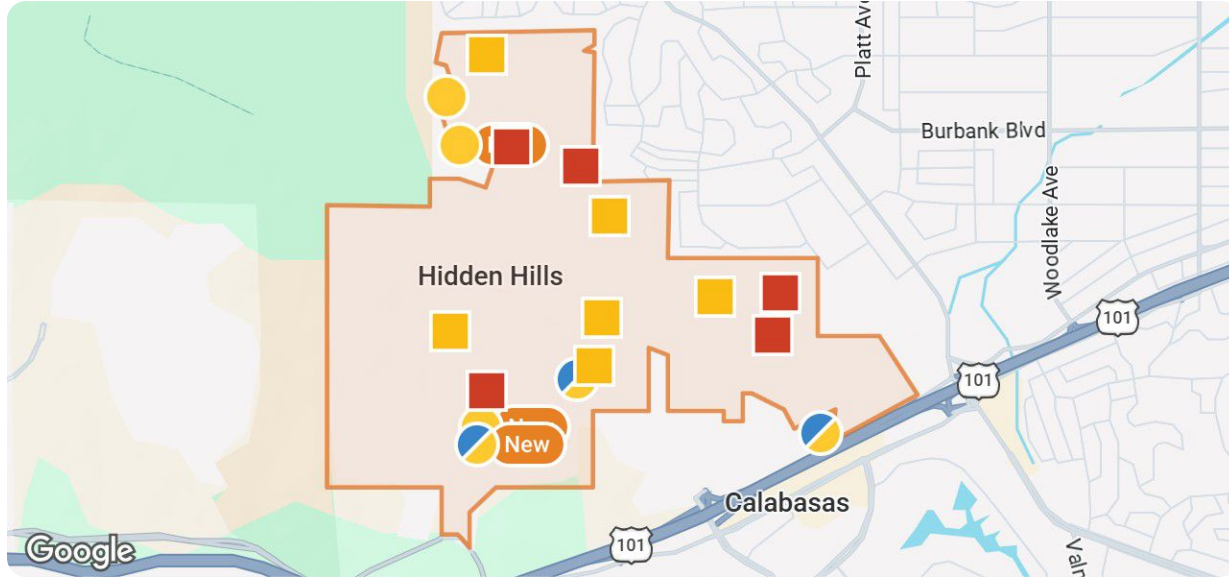
Distressed: 5 properties	Property Type	Beds / Baths	Living Area (sq ft)	Lot Size / Year Built	List Date / Days in RPR	List Price / \$ Per Sq Ft	Distressed Date / Type
--------------------------	---------------	--------------	---------------------	-----------------------	-------------------------	---------------------------	------------------------



5353 Round Meadow Rd Hidden Hills, CA 91302 Off Market / Public Record	Single Family	5/4	6,915	1.41 acres 1992	- - days	- \$982/sq ft	3/18/2026 Notice of Foreclosure Sale
--	---------------	-----	-------	--------------------	-------------	------------------	---

## Summary

### For Lease Activity in the Last 3 Months



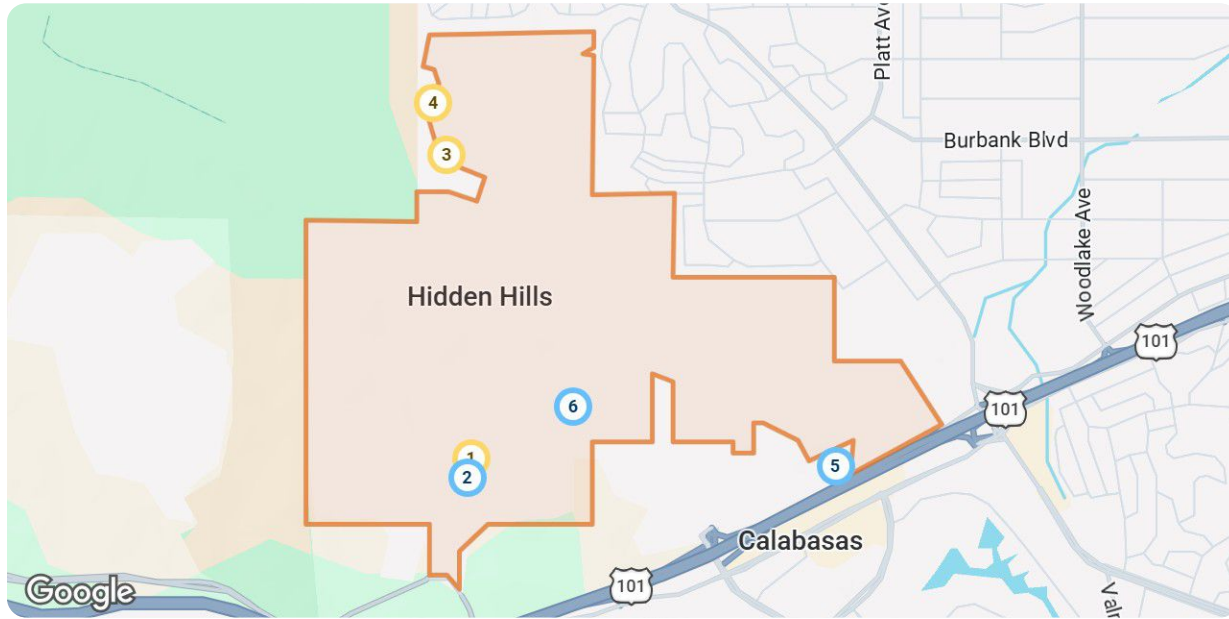
	New	Closed	Distressed
Number of Properties	5	5	4
Lowest Listing Price / Est.Value	\$37,500	\$13,000	\$4,758,130
Median Listing Price / Est.Value	\$95,000	\$18,000	\$6,386,000
Highest Listing Price / Est.Value	\$25,995,000	\$65,000	\$8,559,000
Average Price / sqft	\$535	\$4	\$1,559
Median Price / sqft	\$7	\$4	\$1,503
Average Days in RPR	29	113	-
Median Days in RPR	28	97	-
Total Volume	\$31,950,500	\$135,000	\$26,089,130
Source	Listings	Public Records & Listings	Public Records & Listings



## Market Activity Breakdown

### New

Source: Listings



#### Legend

- Active For Sale
- Active For Lease

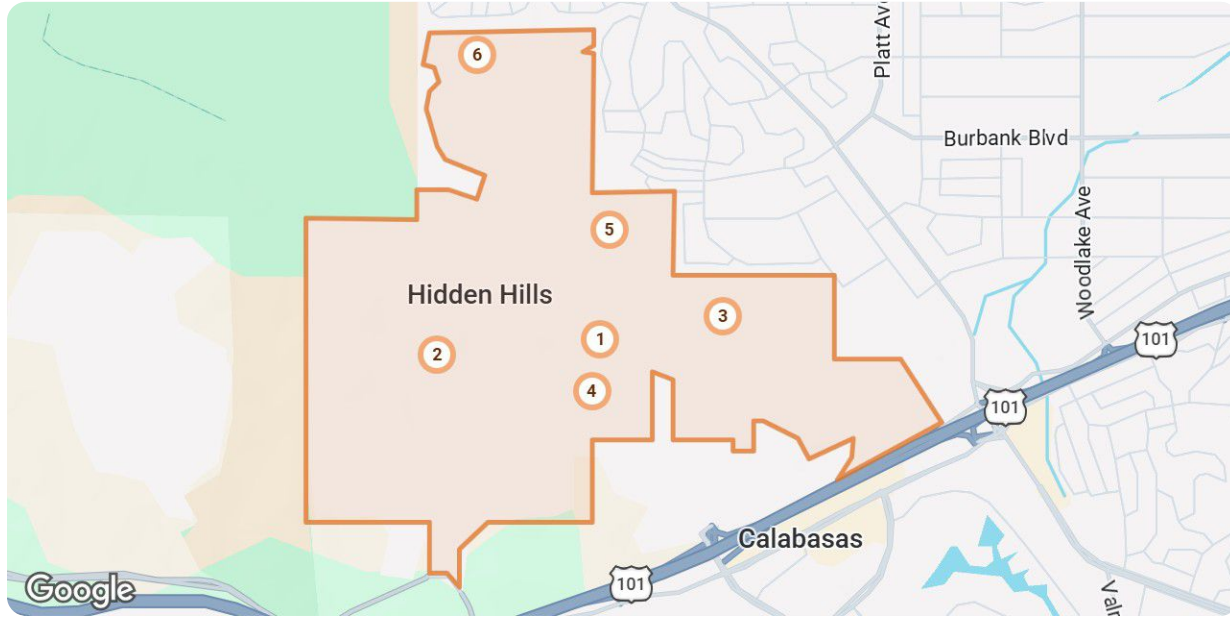
#### New: 5 properties

	Property Type	Beds / Baths	Living Area (sq ft)	Lot Size	Year Built	List Date / Days in RPR	List Price / \$ Per Sq Ft
 <p><b>25127 Jim Bridger Rd</b> Hidden Hills, CA 91302 MLS ID: 26842801 <span style="color: yellow;">●</span> Active / For Lease</p> <p><i>Courtesy of The Agency</i></p>	Single Family	6/7	9,402	2.08 acres	1990	6/3/2026 5 days	\$37,500 mo. \$4/sq ft
 <p><b>25151 Jim Bridger Rd</b> Hidden Hills, CA 91302 MLS ID: SR26115988 <span style="color: blue;">●</span> Active / For Sale and For Lease</p> <p><i>Listing Courtesy of DOUGLAS ELLIMAN OF CALIFORNIA, INC.</i></p>	Single Family	7/10	14,850	1.2 acres	2024	5/29/2026 10 days	\$25,995,000 \$1,751/sq ft
 <p><b>5287 Round Meadow Rd</b> Hidden Hills, CA 91302 MLS ID: 26828249 <span style="color: yellow;">●</span> Active / For Lease</p> <p><i>Courtesy of Douglas Elliman of California, Inc.</i></p>	Single Family	7/11	16,329	1.2 acres	2025	5/11/2026 28 days	\$95,000 mo. \$6/sq ft
 <p><b>5255 Round Meadow Rd</b> Hidden Hills, CA 91302 MLS ID: SR26089153 <span style="color: blue;">●</span> Active / For Sale and For Lease</p> <p><i>Listing Courtesy of DOUGLAS ELLIMAN OF CALIFORNIA, INC.</i></p>	Single Family	5/4	6,375	1.36 acres	1961	5/1/2026 38 days	\$5,775,000 \$906/sq ft
 <p><b>24975 Eldorado Meadow Rd</b> Hidden Hills, CA 91302 MLS ID: SR26071784 <span style="color: yellow;">●</span> Active / For Lease</p> <p><i>Courtesy of KELLER WILLIAMS REALTY CALABASAS</i></p>	Single Family	5/6	7,000	1.03 acres	1990	4/3/2026 66 days	\$48,000 mo. \$7/sq ft

# Hidden Hills, California

## Closed

Source: Public Records and Listings



**Legend**

● Closed

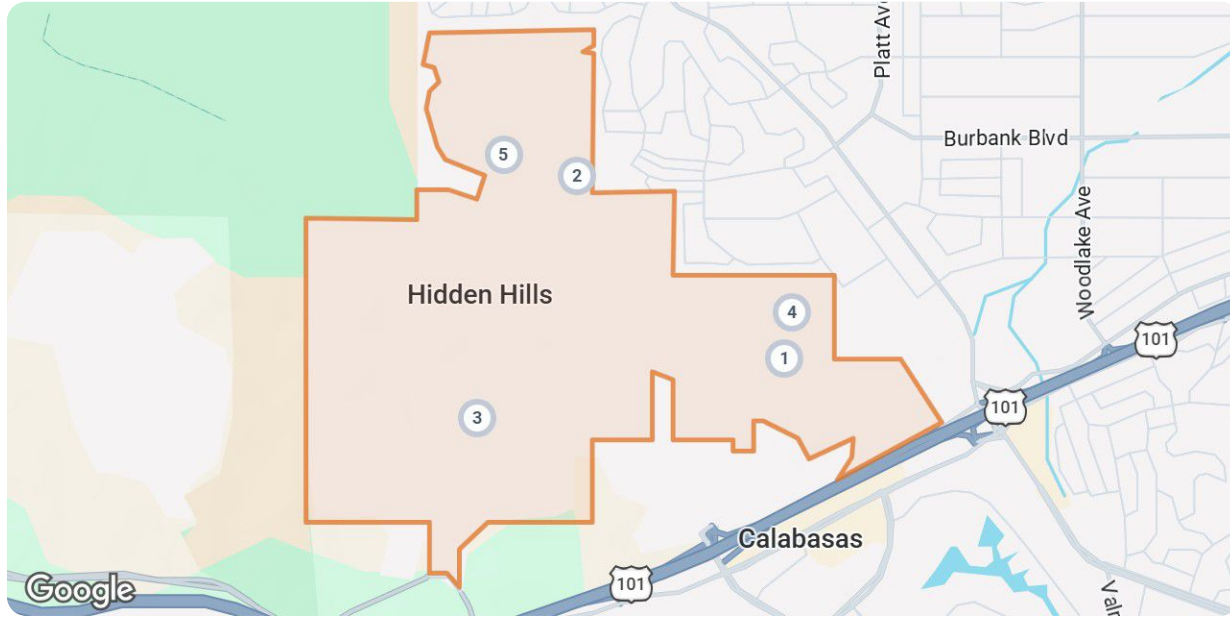
Closed: 5 properties		Property Type	Beds / Baths	Living Area (sq ft)	Lot Size / Year Built	Closed Date / Days in RPR	Closed Price / \$ Per Sq Ft	List to Sold Price %
<span style="border: 1px solid orange; border-radius: 50%; padding: 2px;">1</span>	 <p><b>5757 Hoback Glen Rd</b> Hidden Hills, CA 91302 MLS ID: 26638833 <span style="background-color: yellow;">■</span> Closed / For Lease <i>Courtesy of The Agency</i></p>	Single Family	6/9	10,401	1.2 acres 2020	5/18/2026 122 days	- \$6/sq ft	-
<span style="border: 1px solid orange; border-radius: 50%; padding: 2px;">2</span>	 <p><b>24820 Jacob Hamblin Rd</b> Hidden Hills, CA 91302 MLS ID: 26648087 <span style="background-color: yellow;">■</span> Closed / For Lease <i>Courtesy of Carolwood Estates</i></p>	Single Family	4/4	4,673	1.23 acres 1981	5/7/2026 84 days	- \$3/sq ft	-
<span style="border: 1px solid orange; border-radius: 50%; padding: 2px;">3</span>	 <p><b>5550 Penland Rd</b> Hidden Hills, CA 91302 MLS ID: SR26004161 <span style="background-color: yellow;">■</span> Closed / For Lease <i>Courtesy of EQUITY UNION</i></p>	Single Family	4/5	3,200	1.81 acres 1957	4/11/2026 82 days	- \$4/sq ft	-
<span style="border: 1px solid orange; border-radius: 50%; padding: 2px;">4</span>	 <p><b>24308 Bridle Trail Rd</b> Hidden Hills, CA 91302 MLS ID: SR25273371 <span style="background-color: yellow;">■</span> Closed / For Lease <i>Courtesy of DOUGLAS ELLIMAN OF CALIFORNIA, INC.</i></p>	Single Family	7/7	6,500	1.48 acres 1984	3/18/2026 97 days	- \$4/sq ft	-
<span style="border: 1px solid orange; border-radius: 50%; padding: 2px;">5</span>	 <p><b>5845 Hilltop Rd</b> Hidden Hills, CA 91302 MLS ID: SR25207280 <span style="background-color: yellow;">■</span> Closed / For Lease <i>Courtesy of DOUGLAS ELLIMAN OF CALIFORNIA, INC.</i></p>	Single Family	6/7	4,868	1.08 acres 1974	3/17/2026 182 days	- \$4/sq ft	-



# Hidden Hills, California

## Distressed

Source: Public Records and Listings



### Legend

● Off Market, Hold, Withdrawn, Expired, or Canceled

Distressed: 4 properties		Property Type	Beds / Baths	Living Area (sq ft)	Lot Size / Year Built	List Date / Days in RPR	List Price / \$ Per Sq Ft	Distressed Date / Type
1	<p><b>23921 Long Valley Rd</b> Hidden Hills, CA 91302 ■ Off Market / Public Record</p>	Single Family	4/2	2,351	1.12 acres 1954	- - days	- \$2,024/sq ft	5/5/2026 Notice of Default
2	<p><b>5949 Clear Valley Rd</b> Hidden Hills, CA 91302 ■ Off Market / Public Record</p>	Single Family	4/4	2,533	1.03 acres 1955	- - days	- \$2,361/sq ft	5/15/2026 Notice of Default
3	<p><b>5353 Round Meadow Rd</b> Hidden Hills, CA 91302 ■ Off Market / Public Record</p>	Single Family	5/4	6,915	1.41 acres 1992	- - days	- \$982/sq ft	3/18/2026 Notice of Foreclosure Sale
4	<p><b>6006 Spring Valley Rd</b> Hidden Hills, CA 91302 ■ Off Market / Public Record</p>	Single Family	9/11	9,853	2.1 acres -	- - days	- \$869/sq ft	5/7/2026 Notice of Default



## Hidden Hills, California

### About RPR

- RPR® is the nation's largest property database, exclusively for REALTORS®. It empowers REALTORS® to help buyers and sellers make informed decisions, backed by a real estate database covering more than 160 million residential and commercial properties in the United States.
- RPR is a wholly owned subsidiary of the National Association of REALTORS® and a member benefit to REALTORS®.
- RPR's data sources range from MLSs and county-level tax and assessment offices, to the U.S. Census and FEMA, to specialty data set providers such as Esri (consumer data), Niche (school information) and Precisely (geographic boundaries).

### Learn More

For more information about RPR, please visit RPR's public website: <https://blog.narrpr.com>



**RPR**®

