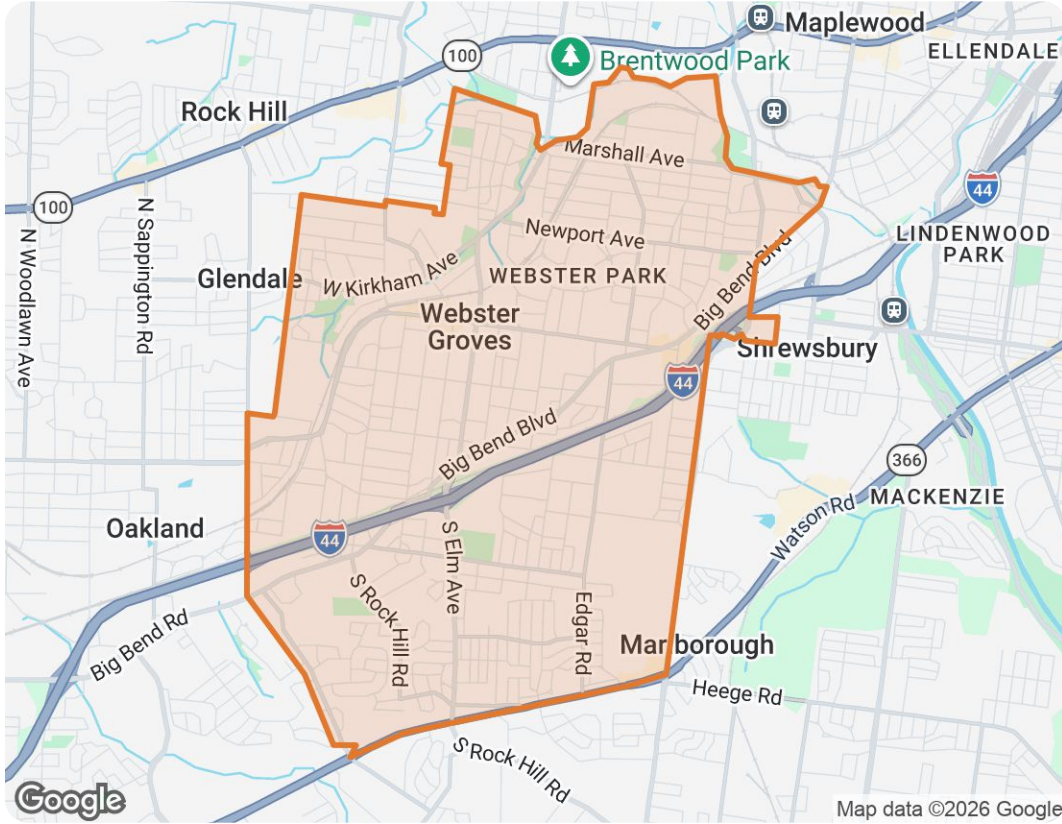


Webster Groves, Missouri



Laura Weber

Realtor

Missouri Real Estate License #2023037968

📞 Mobile (402) 650-5213

✉ L.weber@kw.com

🌐 <https://www.environmentalsolutions.com/realtorservices>



Keller Williams St. Louis

St. Louis, MO 63131



Market Trends

April 2026 Median Estimated Property Value

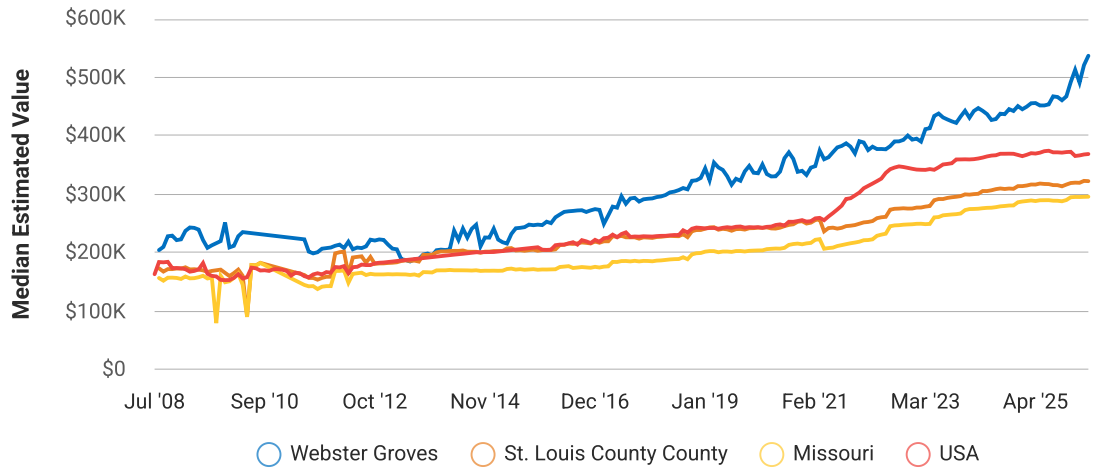
Single Family + Condo/Townhouse/Apt.

This graphic displays property estimates for a market area and a subject property, where one has been selected. Estimated property values are generated by a valuation model and are not formal appraisals.

Source: Public records, and MLS sources where licensed

Update Frequency: Monthly

Median Estimated Value \$537,000	Last Month Change +3.1%	12 Month Change +17.7%
---------------------------------------------------	------------------------------------------	-----------------------------------------



Webster Groves, Missouri

Active Listings

Webster Groves, Missouri

Single Family + Condo/Townhouse/Apt.


This graphic summarizes key statistics for properties that were in an active status on the last day of each month. RPR uses list date and a derived pending date to determine if the listing was active on the last day of the month. An end-of-month snapshot of active listings helps to understand inventory levels, price points and duration on the market.

Source: Listing sources

Update Frequency: Monthly

Median List Price - -

● Month over Month



Webster Groves, Missouri

Sold Listings

Webster Groves, Missouri

Single Family + Condo/Townhouse/Apt.

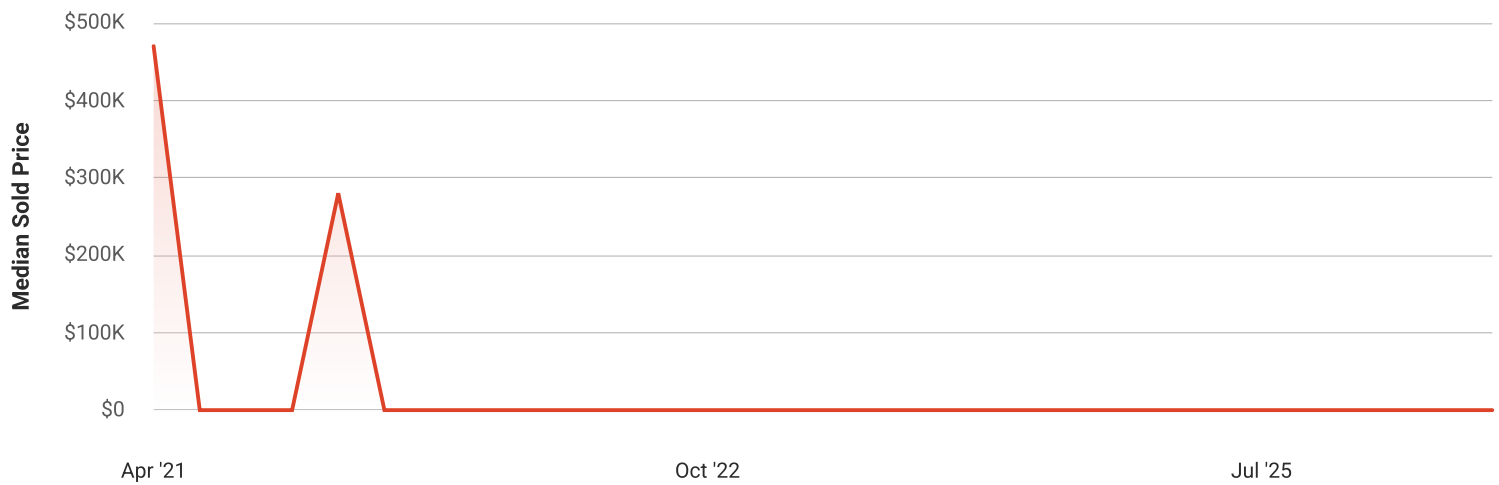
This graphic summarizes key statistics for properties that sold each month. RPR uses a derived sold date to determine when a property moved into a sold status within the given month. These statistics are important for understanding the price points on sold properties as well as the difference between the list price and sold price, which reveals whether buyers are paying over or under the asking price.

Source: Listing sources

Update Frequency: Monthly

Median Sold Price - -

● Month over Month



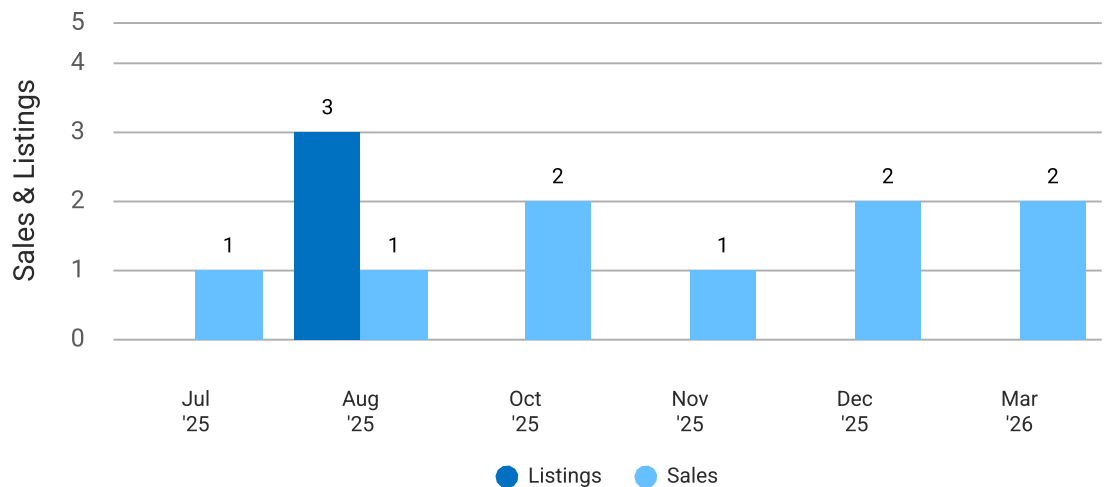
Total Sales and Active Listings in Webster Groves, Missouri

Single Family + Condo/Townhouse/Apt.

This graph compares the number of sales with the number of active listings in the local market.

Source: MLS data where licensed

Update Frequency: Monthly



Webster Groves, Missouri

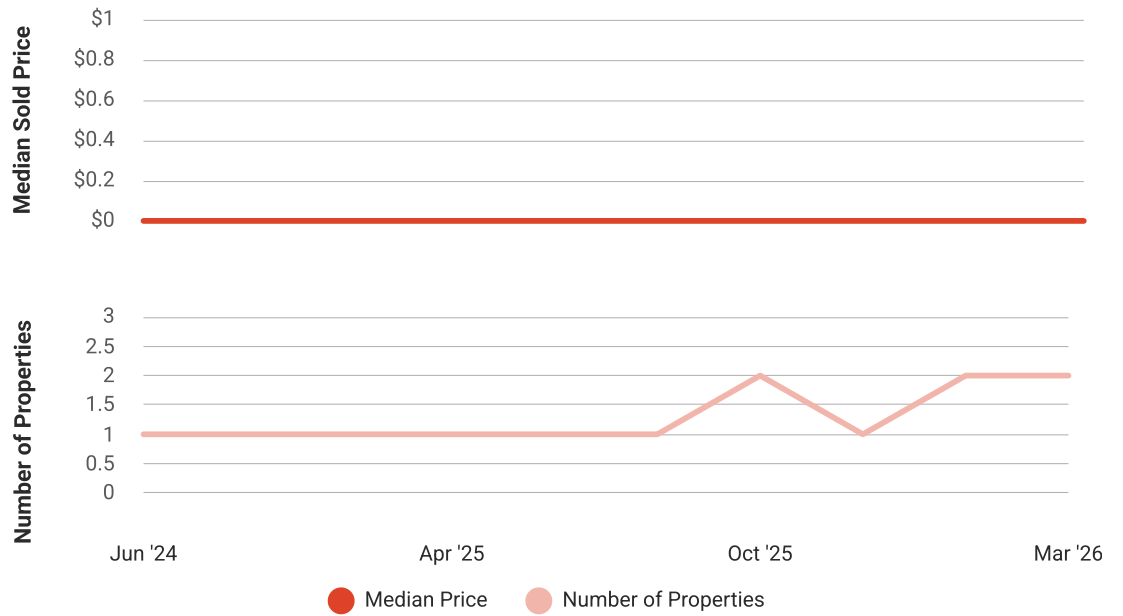
Median Sold Price vs Sold Listings in Webster Groves, Missouri

Single Family + Condo/Townhouse/Apt.

This chart compares the trend of median sold price and number of sold listings for the given location.

Source: Listing Data

Update Frequency: Monthly



Median List Price vs Active Listings in Webster Groves, Missouri

Single Family + Condo/Townhouse/Apt.

This chart compares the trend of median list price and number of active properties for the given location.

Source: Listing Data

Update Frequency: Monthly



Market Snapshot

Value and Price Changes

	Current	Last Month	Last 3 Months	Last 12 Months	Last 24 Months	Last 36 Months
Median Est. Property Value Last Updated: 4/30/2026	\$537,000	\$520,910 +3.09%	\$513,000 +4.68%	\$456,120 +17.73%	\$442,840 +21.26%	\$413,120 +29.99%

About this Data: Because some brokerages may choose not to include their MLS listing content within the RPR platform, the analysis contained in this report may not have been created using all the available listing data within this geographical market.

Median estimated property values are generated by a valuation model and are not formal appraisals. Valuations are based on public records and MLS data where licensed. The Metrics displayed here reflect **All Residential Single Family, Condo, Townhouse and Apartment properties** data.

Market Activity

Market Activity Filters

Sort Order: Date

Maximum Properties Per Change Type: 10

Change Types: New Listings, Pending, Closed, Distressed

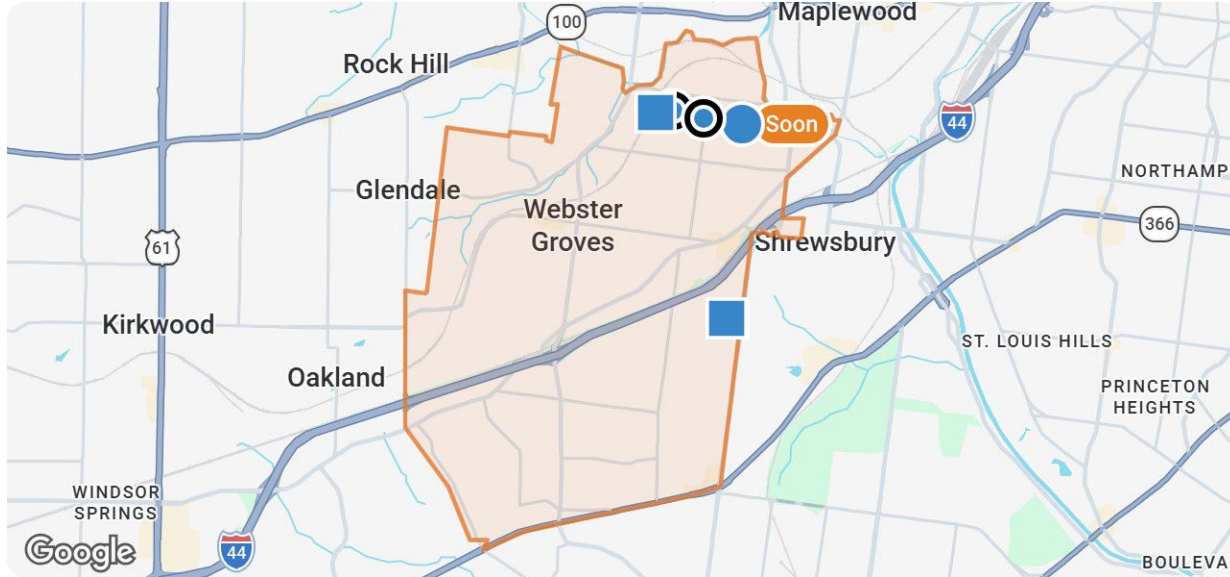
Property Types: Single Family, Condo/Townhouse/Apt

Property Features: Sale Price: Any, Lease Price: Any, Beds: Any, Baths: Any, Living Area: Any, Lot Size (acre): Any, Year Built: Any

Webster Groves, Missouri

Summary

For Sale Activity in the Last 3 Months



Legend

- For Sale
- Recently Closed

	New	Closed
Number of Properties	2	2
Lowest Listing Price / Est.Value	\$549,000	\$365,000
Median Listing Price / Est.Value	\$674,450	\$394,500
Highest Listing Price / Est.Value	\$799,900	\$424,000
Average Price / sqft	\$435	\$235
Median Price / sqft	\$435	\$235
Average Days in RPR	66	35
Median Days in RPR	66	35
Total Volume	\$1,348,900	\$789,000
Source	Listings	Public Records & Listings

Market Activity Breakdown



New

Source: Listings



Legend

- Active For Sale
- Active Under Contract

New: 2 properties		Property Type	Beds / Baths	Living Area (sq ft)	Lot Size	Year Built	List Date / Days in RPR	List Price / \$ Per Sq Ft
1	 <p>732 Clark Ave Webster Groves, MO 63119 MLS ID: 26019158</p> <p>● Active Under Contract / For Sale</p> <p><small>Listing Courtesy of RE/MAX Results</small></p>	Single Family	3/2	1,960	7,248 sqft	1906	4/1/2026 43 days	\$549,000 \$280/sq ft
2	 <p>814 Clark Ave Webster Groves, MO 63119 MLS ID: 26013535</p> <p>● Active / For Sale</p> <p><small>Listing Courtesy of Vancil Brothers Realty</small></p>	Single Family	3/4	1,355	7,126 sqft	1908	2/15/2026 88 days	\$799,900 \$590/sq ft



Webster Groves, Missouri

Closed

Source: Public Records and Listings



Legend
● Closed

Closed: 2 properties		Property Type	Beds / Baths	Living Area (sq ft)	Lot Size / Year Built	Closed Date / Days in RPR	Closed Price / \$ Per Sq Ft	List to Sold Price %
1	 <p>517 Clark Ave Webster Groves, MO 63119 MLS ID: 26002275 ■ Closed / For Sale Courtesy of Coldwell Banker Realty - Gundaker</p>	Single Family	3/2	1,654	7,100 sqft 1910	3/27/2026 49 days	\$365,000 \$221/sq ft	↑ 1.39%
2	 <p>404 Clark Ave Webster Groves, MO 63119 MLS ID: 26001515 ■ Closed / For Sale Courtesy of ReeceNichols Real Estate</p>	Single Family	3/2	1,707	7,248 sqft 1904	3/9/2026 21 days	\$424,000 \$248/sq ft	↓ 2.75%



About RPR

- RPR® is the nation's largest property database, exclusively for REALTORS®. It empowers REALTORS® to help buyers and sellers make informed decisions, backed by a real estate database covering more than 160 million residential and commercial properties in the United States.
- RPR is a wholly owned subsidiary of the National Association of REALTORS® and a member benefit to REALTORS®.
- RPR's data sources range from MLSs and county-level tax and assessment offices, to the U.S. Census and FEMA, to specialty data set providers such as Esri (consumer data), Niche (school information) and Precisely (geographic boundaries).

Learn More

For more information about RPR, please visit RPR's public website: <https://blog.narrpr.com>



RPR®

