

## Grosse Pointe Farms, Michigan



*The biggest buyer rebates and lowest selling fees in real estate – without sacrificing full-service support, 7 days a week.*

ShopProp Licensed CA, WA, HI, AZ, MI, TX, VA, CO

📞 Office (888) 821-0556

✉️ team@shopprop.com

🌐 www.shopprop.com

# Shop|Prop

ShopProp Inc.

# Grosse Pointe Farms, Michigan

## Market Trends

### Market Trends for Grosse Pointe Farms, Michigan

Single Family + Condo/Townhouse/Apt.

**May 2026**

**Market Type**

**Seller's Market**

Balanced Market

Buyer's Market

**Key Details**

<p>Months of Inventory</p> <p><b>1.25</b></p> <p>↑ 25% MoM</p>	<p>Sold to List Price %</p> <p><b>98.8%</b></p> <p>↑ 0.66% MoM</p>	<p>Median Days in RPR</p> <p><b>8</b></p> <p>↑ 14.29% MoM</p>	<p>Median Sold Price</p> <p><b>\$850,000</b></p> <p>↑ 46.55% MoM</p>
--	--	---	--

### May 2026 Median Estimated Property Value

Single Family + Condo/Townhouse/Apt.

This graphic displays property estimates for a market area and a subject property, where one has been selected. Estimated property values are generated by a valuation model and are not formal appraisals.

Source: Public records, and MLS sources where licensed

Update Frequency: Monthly

**Median Estimated Value**

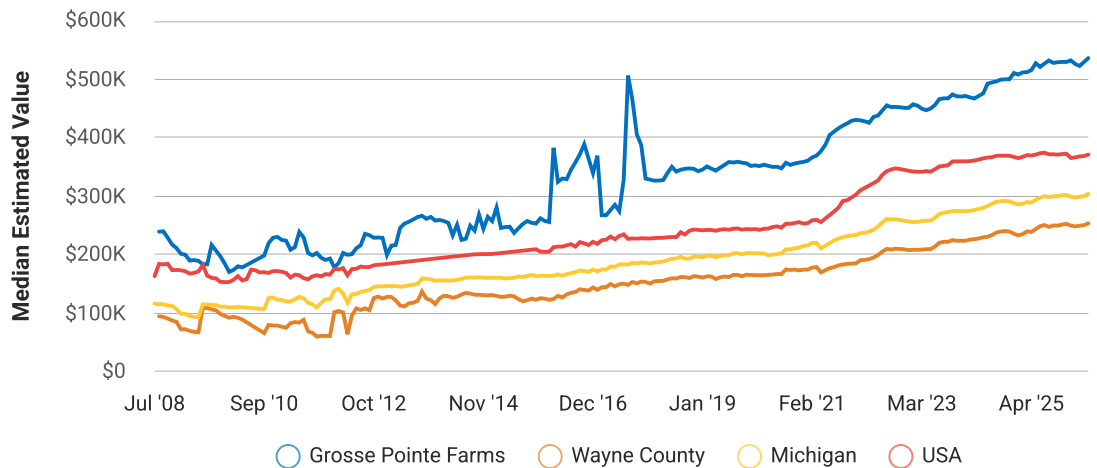
**\$536,540**

**Last Month Change**

**+1.3%**

**12 Month Change**

**+1.7%**



# Grosse Pointe Farms, Michigan

## May 2026 Active Listings

### Grosse Pointe Farms, Michigan

Single Family + Condo/Townhouse/Apt.

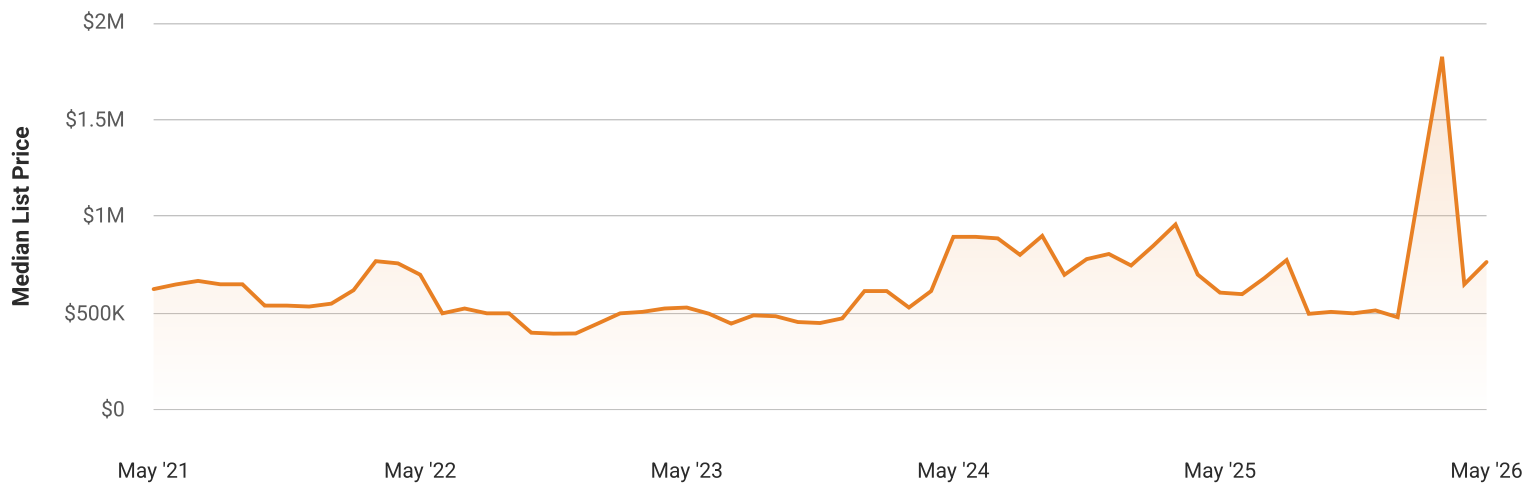
This graphic summarizes key statistics for properties that were in an active status on the last day of each month. RPR uses list date and a derived pending date to determine if the listing was active on the last day of the month. An end-of-month snapshot of active listings helps to understand inventory levels, price points and duration on the market.

Source: Listing sources

Update Frequency: Monthly

**Median List Price - \$765,000**

↑ 17.7% Month over Month



# Grosse Pointe Farms, Michigan

## May 2026 Sold Listings

### Grosse Pointe Farms, Michigan

Single Family + Condo/Townhouse/Apt.

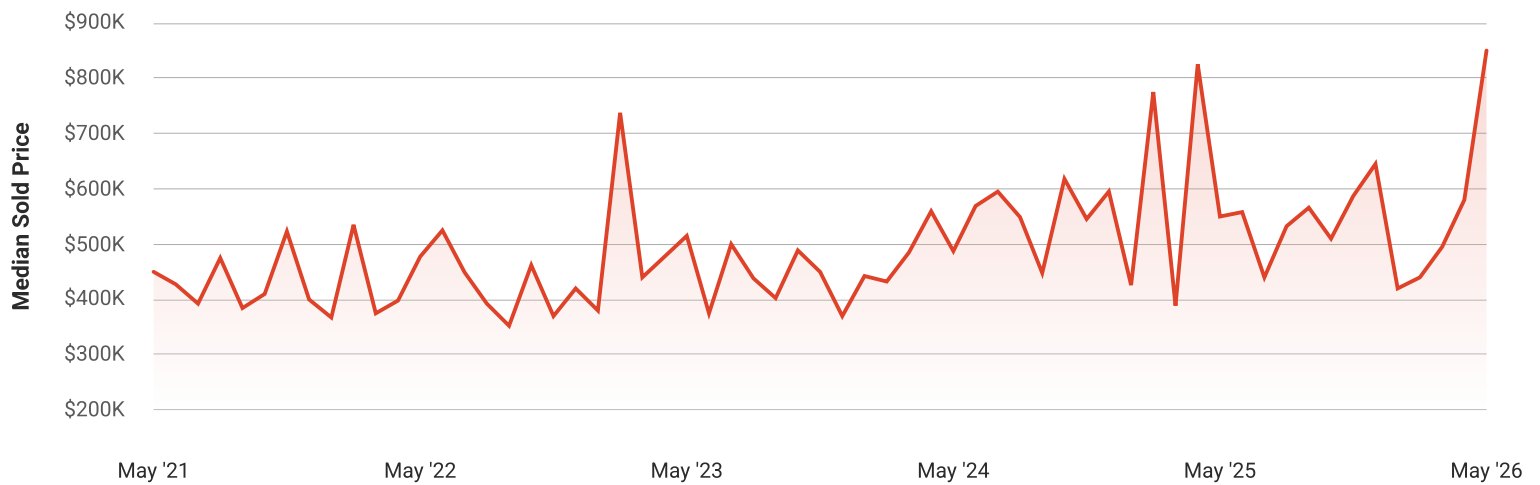
This graphic summarizes key statistics for properties that sold each month. RPR uses a derived sold date to determine when a property moved into a sold status within the given month. These statistics are important for understanding the price points on sold properties as well as the difference between the list price and sold price, which reveals whether buyers are paying over or under the asking price.

Source: Listing sources

Update Frequency: Monthly

**Median Sold Price - \$850,000**

↑ 46.6% Month over Month



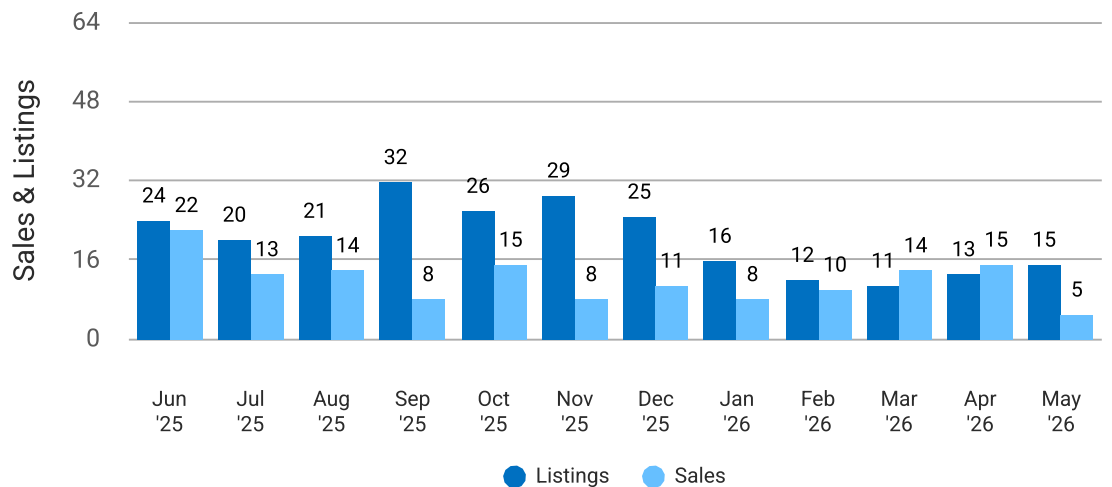
## Total Sales and Active Listings in Grosse Pointe Farms, Michigan

Single Family + Condo/Townhouse/Apt.

This graph compares the number of sales with the number of active listings in the local market.

Source: MLS data where licensed

Update Frequency: Monthly



# Grosse Pointe Farms, Michigan

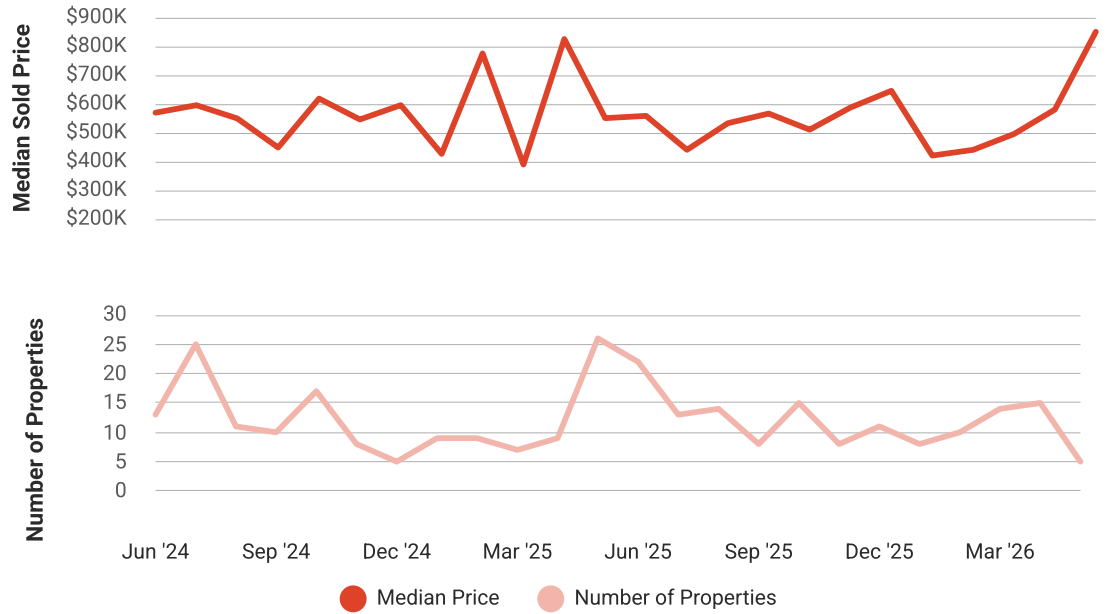
## Median Sold Price vs Sold Listings in Grosse Pointe Farms, Michigan

Single Family + Condo/Townhouse/Apt.

This chart compares the trend of median sold price and number of sold listings for the given location.

Source: Listing Data

Update Frequency: Monthly



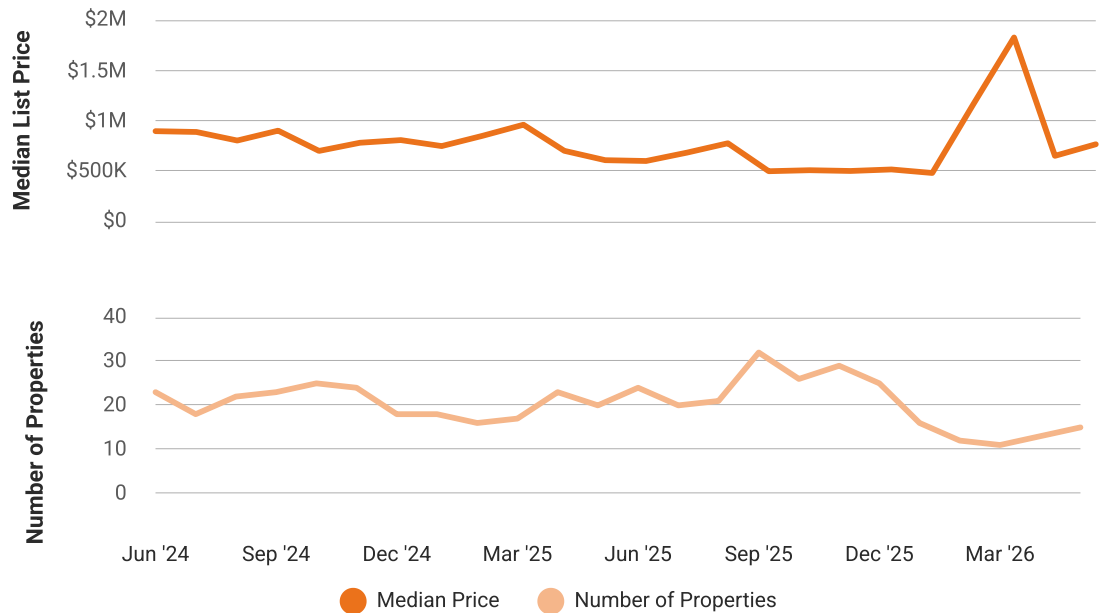
## Median List Price vs Active Listings in Grosse Pointe Farms, Michigan

Single Family + Condo/Townhouse/Apt.

This chart compares the trend of median list price and number of active properties for the given location.

Source: Listing Data

Update Frequency: Monthly



# Grosse Pointe Farms, Michigan

## Market Snapshot

### Value and Price Changes

	Current	Last Month	Last 3 Months	Last 12 Months	Last 24 Months	Last 36 Months
<b>Median Est. Property Value</b> Last Updated: 5/31/2026	\$536,540	\$529,810 <b>+1.27%</b>	\$526,310 <b>+1.94%</b>	\$527,650 <b>+1.68%</b>	\$475,890 <b>+12.74%</b>	\$450,000 <b>+19.23%</b>
<b>Median Sold Price</b> Last Updated: 5/31/2026	\$850,000	\$580,000 <b>+46.55%</b>	\$440,000 <b>+93.18%</b>	\$550,000 <b>+54.55%</b>	\$487,500 <b>+74.36%</b>	\$515,000 <b>+65.05%</b>
<b>Median List Price</b> Last Updated: 5/31/2026	\$765,000	\$650,000 <b>+17.69%</b>	\$1,159,500 <b>-34.02%</b>	\$607,000 <b>+26.03%</b>	\$895,000 <b>-14.53%</b>	\$529,900 <b>+44.37%</b>

**About this Data:** Because some brokerages may choose not to include their MLS listing content within the RPR platform, the analysis contained in this report may not have been created using all the available listing data within this geographical market. Median estimated property values are generated by a valuation model and are not formal appraisals. Valuations are based on public records and MLS data where licensed. The Metrics displayed here reflect **All Residential Single Family, Condo, Townhouse and Apartment properties** data.

## Market Activity

### Market Activity Filters

Sort Order: Date

Maximum Properties Per Change Type: 10

Change Types: New Listings, Pending, Closed, Distressed

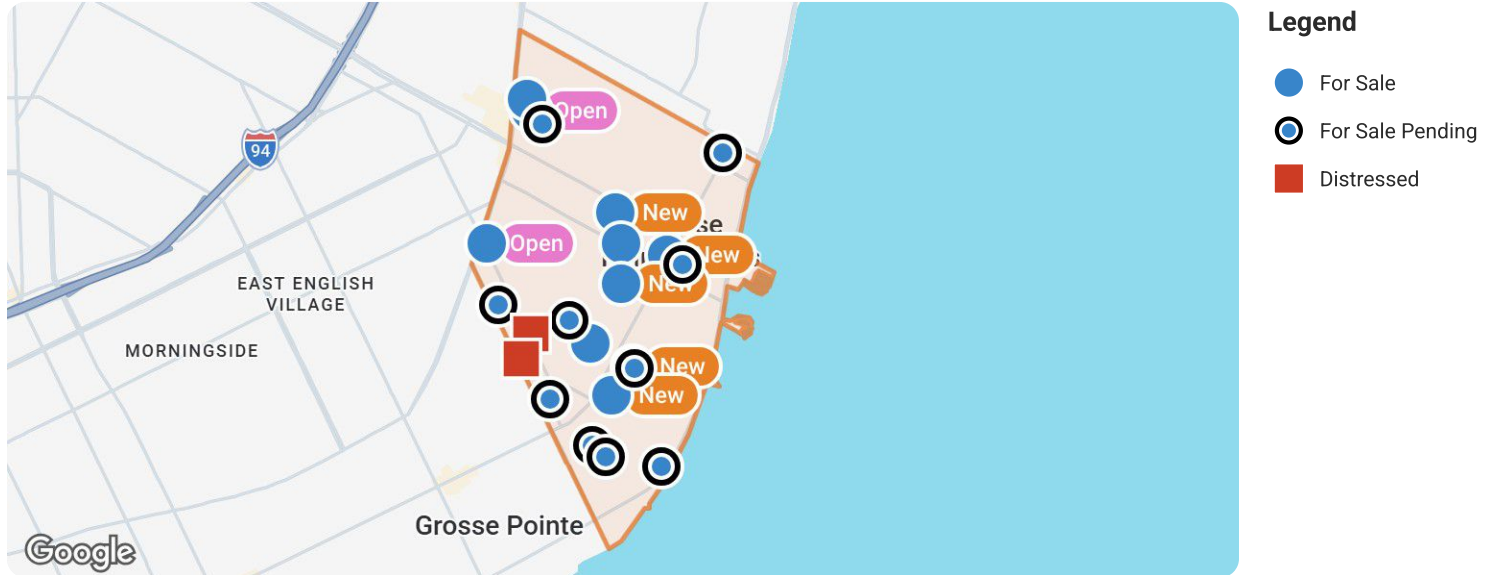
Property Types: Single Family, Condo/Townhouse/Apt

Property Features: Sale Price: Any, Lease Price: Any, Beds: Any, Baths: Any, Living Area: Any, Lot Size (acre): Any, Year Built: Any

# Grosse Pointe Farms, Michigan

## Summary

For Sale Activity in the Last 3 Months



	New	Pending	Distressed
Number of Properties	10	10	2
Lowest Listing Price / Est.Value	\$369,900	\$394,900	\$600,100
Median Listing Price / Est.Value	\$664,900	\$530,000	\$648,395
Highest Listing Price / Est.Value	\$2,500,000	\$2,750,000	\$696,690
Average Price / sqft	\$273	\$296	\$263
Median Price / sqft	\$265	\$310	\$263
Average Days in RPR	14	58	-
Median Days in RPR	9	15	-
Total Volume	\$8,785,300	\$8,729,400	\$1,296,790
Source	Listings	Listings	Public Records & Listings

# Grosse Pointe Farms, Michigan

## Market Activity Breakdown

### New

Source: Listings



#### Legend

- Active For Sale
- Active Under Contract

New: 10 properties		Property Type	Beds / Baths	Living Area (sq ft)	Lot Size	Year Built	List Date / Days in RPR	List Price / \$ Per Sq Ft
<span style="border: 1px solid blue; border-radius: 50%; padding: 2px;">1</span>	 <p><b>100 Moran Rd, Grosse Pointe Farms, MI 48236</b> MLS ID: 50210131 ● Active / For Sale</p> <p><i>Listing Courtesy of EXP Realty Rochester</i></p>	Single Family	4/2	2,680	0.27 acres	1958	6/4/2026 3 days	\$699,900 \$261/sq ft
<span style="border: 1px solid blue; border-radius: 50%; padding: 2px;">2</span>	 <p><b>448 Allard Ave, Grosse Pointe Farms, MI 48236</b> MLS ID: 20261039681 ● Active / For Sale</p> <p><i>Listing Courtesy of Real Estate One-Royal Oak</i></p>	Single Family	3/2	2,000	6,534 sqft	1940	6/3/2026 4 days	\$489,900 \$245/sq ft
<span style="border: 1px solid blue; border-radius: 50%; padding: 2px;">3</span>	 <p><b>486 Bournemouth Rd, Grosse Pointe Farms, MI 48236</b> MLS ID: 50209491 ● Active Under Contract / For Sale</p> <p><i>Listing Courtesy of Sine &amp; Monaghan LLC</i></p>	Single Family	3/2	1,705	7,840 sqft	1952	5/29/2026 9 days	\$459,900 \$270/sq ft
<span style="border: 1px solid blue; border-radius: 50%; padding: 2px;">4</span>	 <p><b>274 Hillcrest Ave, Grosse Pointe Farms, MI 48236</b> MLS ID: 20261040864 ● Active / For Sale</p> <p><i>Listing Courtesy of Signature Sotheby's International Realty GPF</i></p>	Single Family	4/4	2,367	0.26 acres	1939	6/3/2026 4 days	\$629,900 \$266/sq ft
<span style="border: 1px solid blue; border-radius: 50%; padding: 2px;">5</span>	 <p><b>319 Kercheval Ave, Grosse Pointe Farms, MI 48236</b> MLS ID: 50209956 ● Active / For Sale</p> <p><i>Listing Courtesy of Sine &amp; Monaghan LLC</i></p>	Single Family	2/2	2,626	8,276 sqft	1941	6/3/2026 4 days	\$700,000 \$267/sq ft

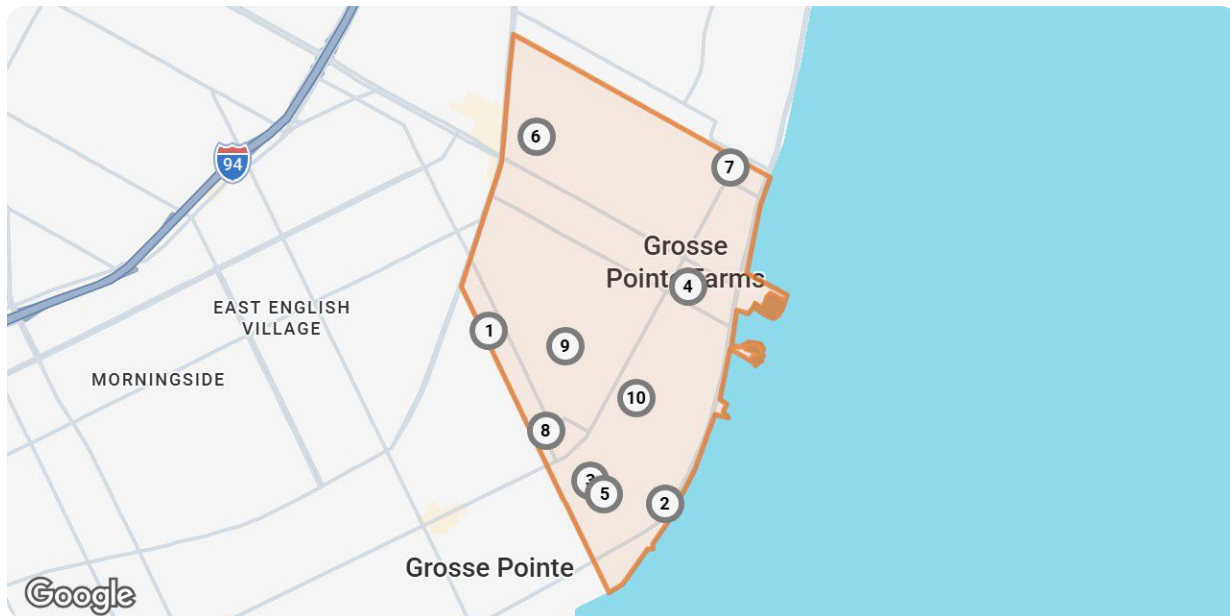


# Grosse Pointe Farms, Michigan

New: 10 properties		Property Type	Beds / Baths	Living Area (sq ft)	Lot Size	Year Built	List Date / Days in RPR	List Price / \$ Per Sq Ft
	<b>244 Kerby Rd, Grosse Pointe Farms, MI 48236</b> MLS ID: 20261021652 ● Active Under Contract / For Sale <i>Listing Courtesy of KW Grosse Pointe</i>	Single Family	3/2	2,210	7,405 sqft	1940	4/20/2026 48 days	\$499,900 \$226/sq ft
	<b>203 Ridge Rd, Grosse Pointe Farms, MI 48236</b> MLS ID: 50206620 ● Active Under Contract / For Sale <i>Listing Courtesy of Real Estate One Grosse Pointe</i>	Single Family	5/3	3,187	0.31 acres	1935	5/6/2026 32 days	\$785,900 \$247/sq ft
	<b>257 Ridge Rd, Grosse Pointe Farms, MI 48236</b> MLS ID: 50209466 ● Active / For Sale <i>Listing Courtesy of Sine &amp; Monaghan LLC</i>	Single Family	7/5	9,346	1.05 acres	1929	5/29/2026 9 days	\$2,500,000 \$267/sq ft
	<b>115 Lewiston Rd, Grosse Pointe Farms, MI 48236</b> MLS ID: 50209151 ● Active / For Sale <i>Listing Courtesy of Sine &amp; Monaghan LLC</i>	Single Family	4/3	3,976	0.43 acres	1919	5/27/2026 11 days	\$1,650,000 \$415/sq ft
	<b>474 Madison St, Grosse Pointe Farms, MI 48236</b> MLS ID: 20261037810 ● Active / For Sale <i>Listing Courtesy of Jim Saros Real Estate Services</i>	Single Family	3/2	1,405	9,147 sqft	1947	5/25/2026 13 days	\$369,900 \$263/sq ft

## Pending









Source: Listings



### Legend

● Pending



Pending: 10 properties		Property Type	Beds / Baths	Living Area (sq ft)	Lot Size / Year Built	List Date	List Price / \$ Per Sq Ft	Pending Date / Days in RPR
1	 <p><b>401 Mckinley Ave, Grosse Pointe Farms, MI 48236</b> MLS ID: 50208139 Pending / For Sale</p> <p><i>Listing Courtesy of Sine &amp; Monaghan LLC</i></p>	Single Family	2/1	1,187	10,454 sqft 1952	5/19/2026	\$425,000 \$358/sq ft	6/7/2026 19 days
2	 <p><b>105 Lake Shore Rd, Grosse Pointe Farms, MI 48236</b> MLS ID: 50168139 Pending / For Sale</p> <p><i>Listing Courtesy of Higbie Maxon Agney Inc</i></p>	Single Family	8/5	8,419	0.96 acres 1960	3/7/2025	\$2,750,000 \$327/sq ft	6/1/2026 451 days
3	 <p><b>106 Meadow Ln, Grosse Pointe Farms, MI 48236</b> MLS ID: 50208119 Pending / For Sale</p> <p><i>Listing Courtesy of Sine &amp; Monaghan LLC</i></p>	Single Family	3/1	2,032	4,791 sqft 1940	5/19/2026	\$650,000 \$320/sq ft	5/29/2026 10 days
4	 <p><b>319 Beaupre Ln, Grosse Pointe Farms, MI 48236</b> MLS ID: 50205228 Pending / For Sale</p> <p><i>Listing Courtesy of Sine &amp; Monaghan LLC</i></p>	Single Family	2/2	1,408	5,227 sqft 1900	4/23/2026	\$474,500 \$337/sq ft	5/28/2026 35 days
5	 <p><b>73 Meadow Ln, Grosse Pointe Farms, MI 48236</b> MLS ID: 20261035891 Pending / For Sale</p> <p><i>Listing Courtesy of @properties Christie's Int'l RE Grosse Pointe</i></p>	Single Family	3/3	1,416	4,791 sqft 1928	5/19/2026	\$425,000 \$300/sq ft	5/25/2026 6 days
6	 <p><b>429 Roland Rd, Grosse Pointe Farms, MI 48236</b> MLS ID: 20261034671 Pending / For Sale</p> <p><i>Listing Courtesy of Pro Realty</i></p>	Single Family	3/2	1,764	6,969 sqft 1947	5/15/2026	\$394,900 \$224/sq ft	5/23/2026 8 days
7	 <p><b>481 Kercheval Ave, Grosse Pointe Farms, MI 48236</b> MLS ID: 50206038 Pending / For Sale</p> <p><i>Listing Courtesy of Sine &amp; Monaghan LLC</i></p>	Single Family	5/5	6,569	1.3 acres 1935	5/1/2026	\$1,700,000 \$259/sq ft	5/20/2026 19 days
8	 <p><b>206 Mckinley Ave, Grosse Pointe Farms, MI 48236</b> MLS ID: 20261033112 Pending / For Sale</p> <p><i>Listing Courtesy of @properties Christie's Int'l RE Grosse Pointe</i></p>	Single Family	3/2	2,100	4,791 sqft 1939	5/12/2026	\$525,000 \$250/sq ft	5/18/2026 6 days
9	 <p><b>258 Merriweather Rd, Grosse Pointe Farms, MI 48236</b> MLS ID: 50205826 Pending / For Sale</p> <p><i>Listing Courtesy of Sine &amp; Monaghan LLC</i></p>	Single Family	4/1	2,093	4,791 sqft 1940	4/29/2026	\$535,000 \$256/sq ft	5/18/2026 19 days
10	 <p><b>96 Moran Rd, Grosse Pointe Farms, MI 48236</b> MLS ID: 50206719 Pending / For Sale</p> <p><i>Listing Courtesy of Sine &amp; Monaghan LLC</i></p>	Single Family	3/2	2,610	0.3 acres 1952	5/7/2026	\$850,000 \$326/sq ft	5/15/2026 8 days

# Grosse Pointe Farms, Michigan



## Distressed

Source: Public Records and Listings



### Legend

- Off Market, Hold, Withdrawn, Expired, or Canceled
- Off Market / Public Record

Distressed: 2 properties		Property Type	Beds / Baths	Living Area (sq ft)	Lot Size / Year Built	List Date / Days in RPR	List Price / \$ Per Sq Ft	Distressed Date / Type
1	 <p>318 Mcmillan Rd, Grosse Pointe Farms, MI 48236</p> <p>■ Off Market / Public Record</p>	Single Family	-/3	2,302	5,227 sqft 1935	- - days	- \$261/sq ft	3/10/2026 Notice of Foreclosure Sale
2	 <p>282 Fisher Rd, Grosse Pointe Farms, MI 48230</p> <p>■ Off Market / Public Record</p>	Single Family	-/3	2,617	5,227 sqft 1931	- - days	- \$266/sq ft	4/29/2026 Notice of Foreclosure Sale



# Grosse Pointe Farms, Michigan

## Summary

For Lease Activity in the Last 3 Months



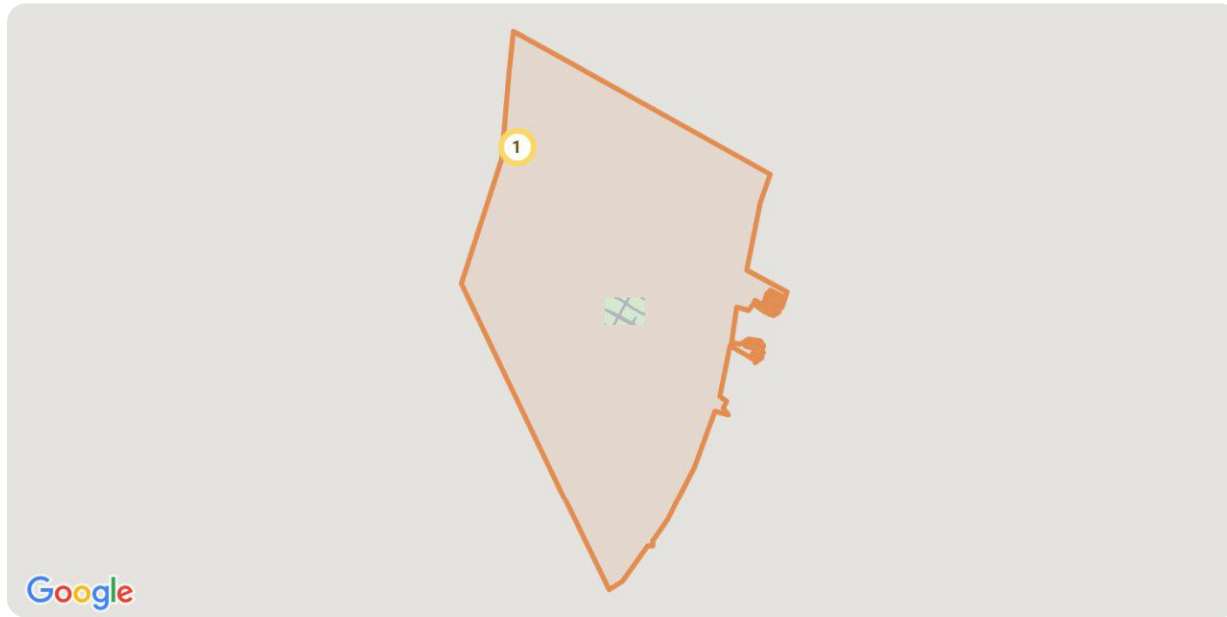
	New	Distressed
Number of Properties	2	2
Lowest Listing Price / Est.Value	\$2,400	\$600,100
Median Listing Price / Est.Value	\$2,678	\$648,395
Highest Listing Price / Est.Value	\$2,955	\$696,690
Average Price / sqft	\$2	\$263
Median Price / sqft	\$2	\$263
Average Days in RPR	22	-
Median Days in RPR	22	-
Total Volume	\$5,355	\$1,296,790
Source	Listings	Public Records & Listings

# Grosse Pointe Farms, Michigan

## Market Activity Breakdown

### New

Source: Listings



#### Legend

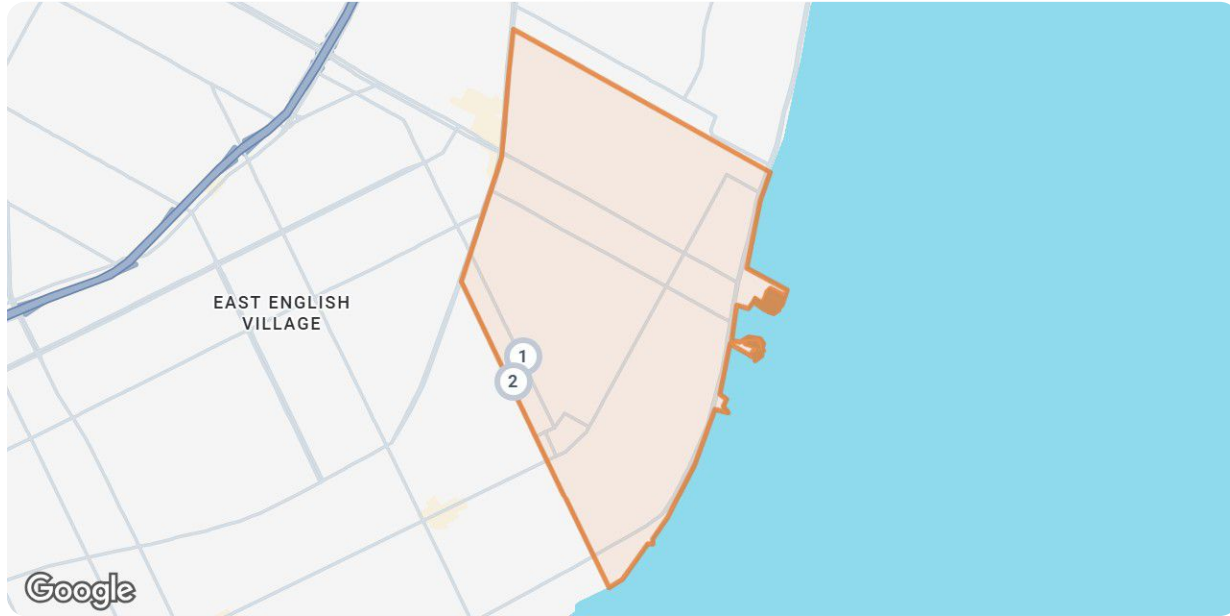
● Active For Lease

New: 2 properties		Property Type	Beds / Baths	Living Area (sq ft)	Lot Size	Year Built	List Date / Days in RPR	List Price / \$ Per Sq Ft
<span style="border: 1px solid yellow; border-radius: 50%; padding: 2px;">1</span>	 <p><b>414 Moross Rd, Grosse Pointe Farms, MI 48236</b> MLS ID: 20261038579 <span style="color: yellow;">●</span> Active / For Lease <i>Courtesy of Key3 Property Management Group</i></p>	Single Family	3/2	1,400	7,405 sqft	1950	5/27/2026 11 days	\$2,400 mo. \$2/sq ft
<span style="border: 1px solid yellow; border-radius: 50%; padding: 2px;">2</span>	 <p><b>451 Maison Rd, Grosse Pointe Farms, MI 48236</b> MLS ID: 20261031910 <span style="color: yellow;">●</span> Active / For Lease <i>Courtesy of Key3 Property Management Group</i></p>	Single Family	3/2	1,774	7,840 sqft	1954	5/6/2026 32 days	\$2,955 mo. \$2/sq ft

# Grosse Pointe Farms, Michigan



## Distressed

Source: Public Records and Listings



### Legend

● Off Market, Hold, Withdrawn, Expired, or Canceled

Distressed: 2 properties		Property Type	Beds / Baths	Living Area (sq ft)	Lot Size / Year Built	List Date / Days in RPR	List Price / \$ Per Sq Ft	Distressed Date / Type
1	 <p><b>318 Mcmillan Rd, Grosse Pointe Farms, MI 48236</b>  <span style="color: red;">■</span> Off Market / Public Record</p>	Single Family	-/3	2,302	5,227 sqft 1935	- - days	- \$261/sq ft	3/10/2026 Notice of Foreclosure Sale
2	 <p><b>282 Fisher Rd, Grosse Pointe Farms, MI 48230</b>  <span style="color: red;">■</span> Off Market / Public Record</p>	Single Family	-/3	2,617	5,227 sqft 1931	- - days	- \$266/sq ft	4/29/2026 Notice of Foreclosure Sale



## Grosse Pointe Farms, Michigan

### About RPR

- RPR® is the nation's largest property database, exclusively for REALTORS®. It empowers REALTORS® to help buyers and sellers make informed decisions, backed by a real estate database covering more than 160 million residential and commercial properties in the United States.
- RPR is a wholly owned subsidiary of the National Association of REALTORS® and a member benefit to REALTORS®.
- RPR's data sources range from MLSs and county-level tax and assessment offices, to the U.S. Census and FEMA, to specialty data set providers such as Esri (consumer data), Niche (school information) and Precisely (geographic boundaries).

### Learn More

For more information about RPR, please visit RPR's public website: <https://blog.narrpr.com>

