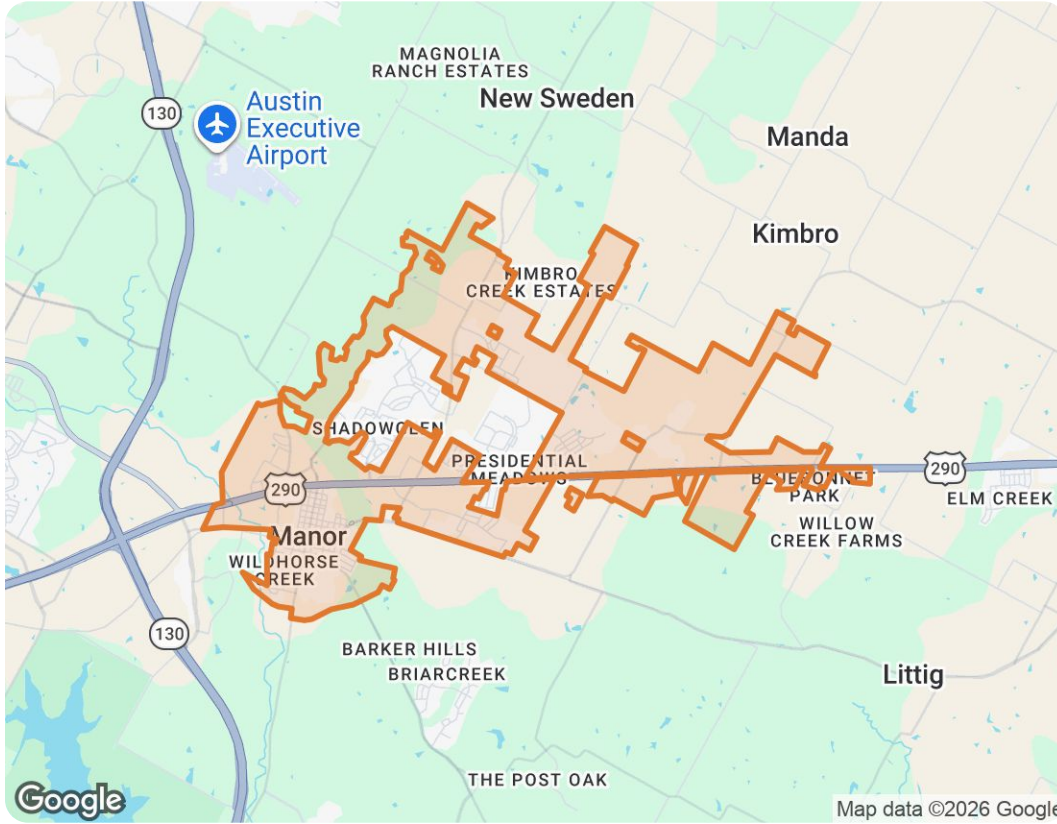


Manor, Texas



The biggest buyer rebates and lowest selling fees in real estate – without sacrificing full-service support, 7 days a week.

ShopProp Licensed CA, WA, HI, AZ, MI, TX, VA, CO

📞 Office (888) 821-0556

✉️ team@shopprop.com

🌐 www.shopprop.com

Shop|Prop

ShopProp Inc.

Manor, Texas

Market Trends

Market Trends for Manor, Texas

Single Family + Condo/Townhouse/Apt.

May 2026

Market Type



Key Details

| Months of Inventory | Sold to List Price % | Median Days in RPR | Median Sold Price |
|---------------------------|-----------------------------|---------------------------|---------------------------------|
| 5.2 ↑ 4.42% MoM | 98.6% ↑ 1.72% MoM | 39 ↑ 11.43% MoM | \$352,388 ↑ 1.93% MoM |

This represents an estimated sale price for this property. It is not the same as the opinion of value in an appraisal developed by a licensed appraiser under the Uniform Standards of Professional Appraisal Practice.



Manor, Texas

May 2026 Median Estimated Property Value

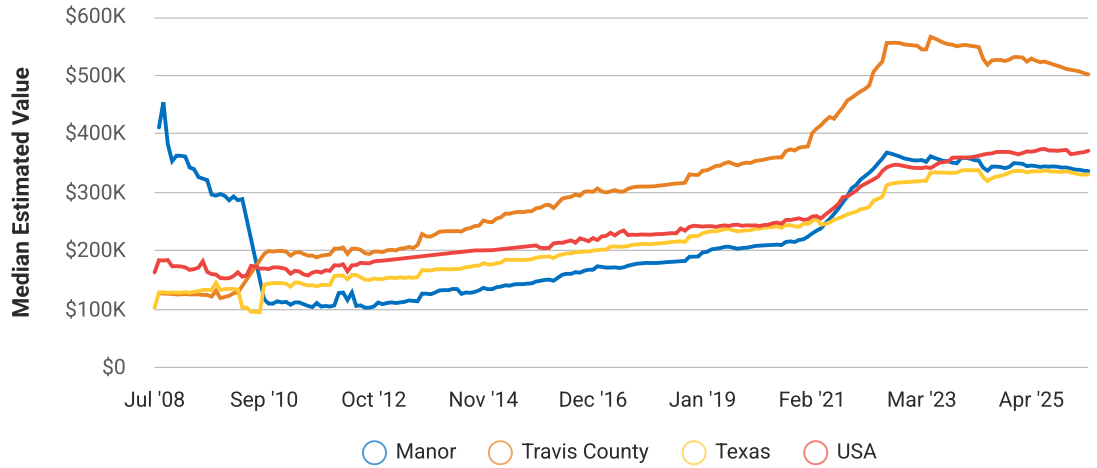
Single Family + Condo/Townhouse/Apt.

This graphic displays property estimates for a market area and a subject property, where one has been selected. Estimated property values are generated by a valuation model and are not formal appraisals.

Source: Public records, and MLS sources where licensed

Update Frequency: Monthly

| | | |
|---|--|--|
| Median Estimated Value \$336,660 | Last Month Change -0.2% | 12 Month Change -2.5% |
|---|--|--|



May 2026 Active Listings

Manor, Texas

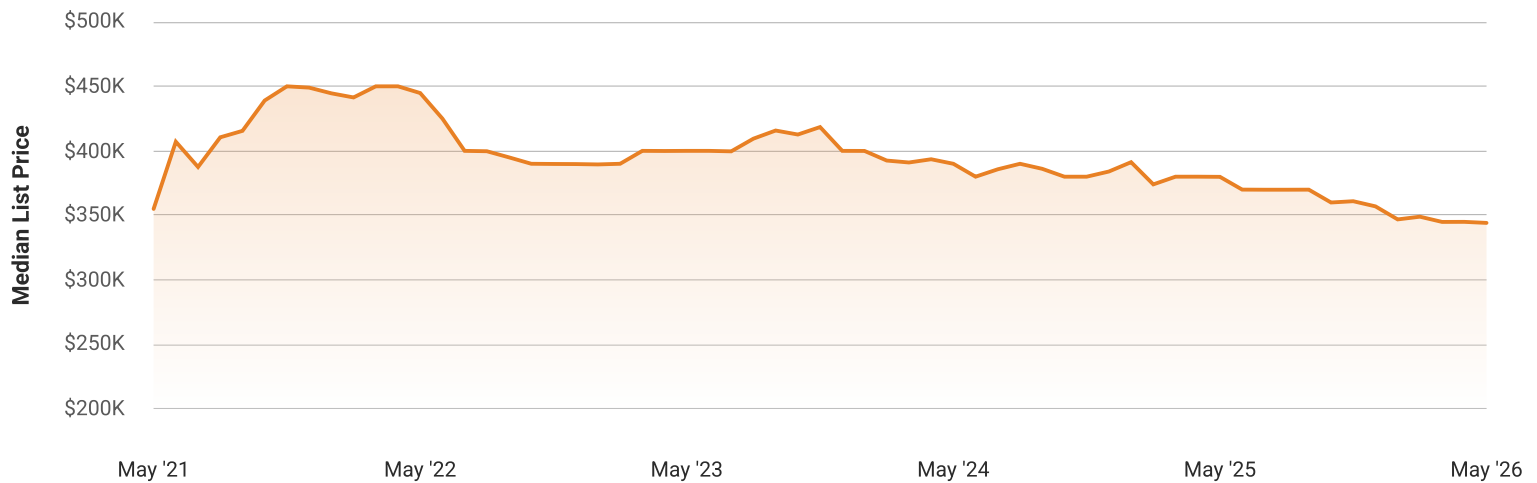
Single Family + Condo/Townhouse/Apt.

This graphic summarizes key statistics for properties that were in an active status on the last day of each month. RPR uses list date and a derived pending date to determine if the listing was active on the last day of the month. An end-of-month snapshot of active listings helps to understand inventory levels, price points and duration on the market.

Source: Listing sources

Update Frequency: Monthly

| |
|---|
| Median List Price - \$344,190 ↓ 0.2% Month over Month |
|---|



Manor, Texas

May 2026 Sold Listings

Manor, Texas

Single Family + Condo/Townhouse/Apt.

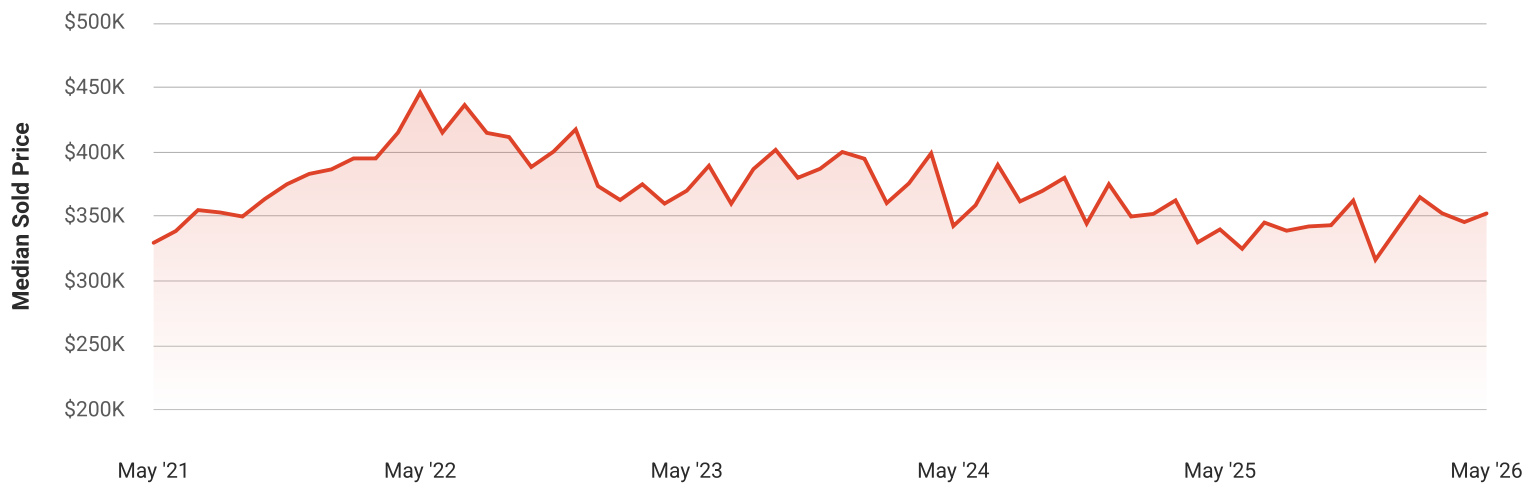
This graphic summarizes key statistics for properties that sold each month. RPR uses a derived sold date to determine when a property moved into a sold status within the given month. These statistics are important for understanding the price points on sold properties as well as the difference between the list price and sold price, which reveals whether buyers are paying over or under the asking price.

Source: Listing sources

Update Frequency: Monthly

Median Sold Price - \$352,388

↑ 1.9% Month over Month



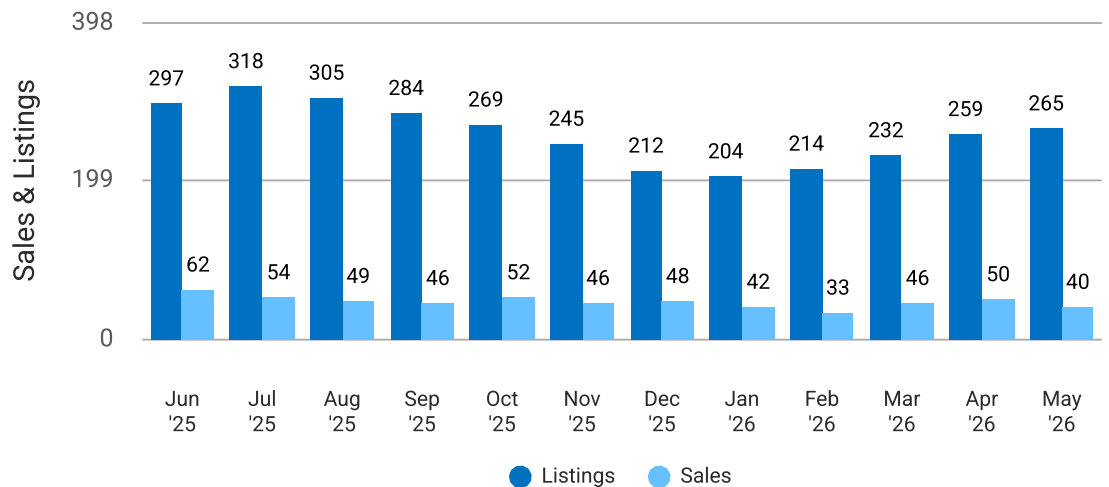
Total Sales and Active Listings in Manor, Texas

Single Family + Condo/Townhouse/Apt.

This graph compares the number of sales with the number of active listings in the local market.

Source: MLS data where licensed

Update Frequency: Monthly



Manor, Texas

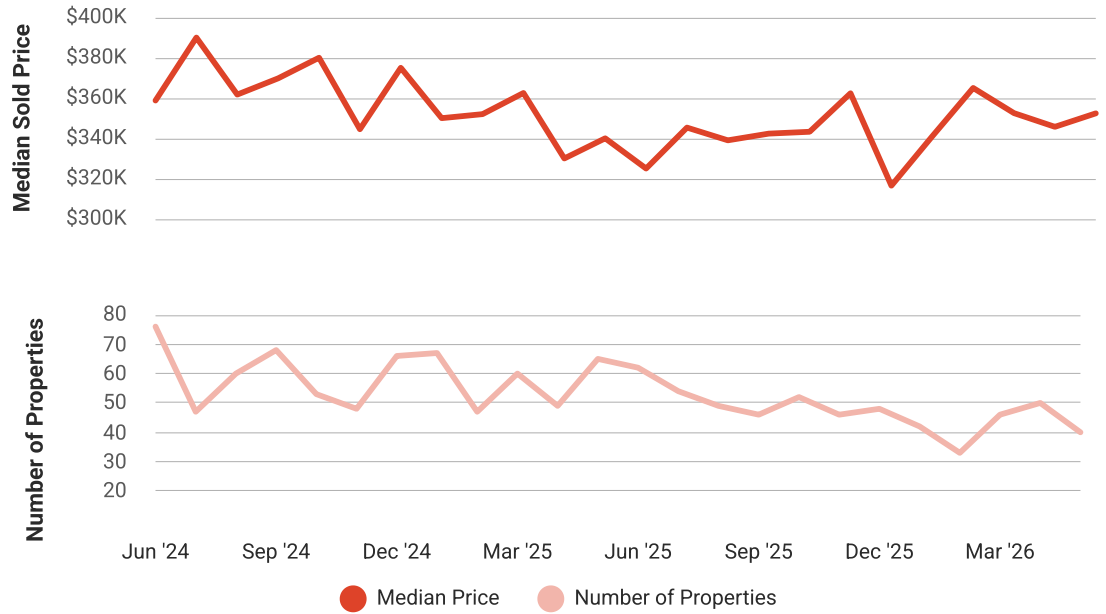
Median Sold Price vs Sold Listings in Manor, Texas

Single Family + Condo/Townhouse/Apt.

This chart compares the trend of median sold price and number of sold listings for the given location.

Source: Listing Data

Update Frequency: Monthly



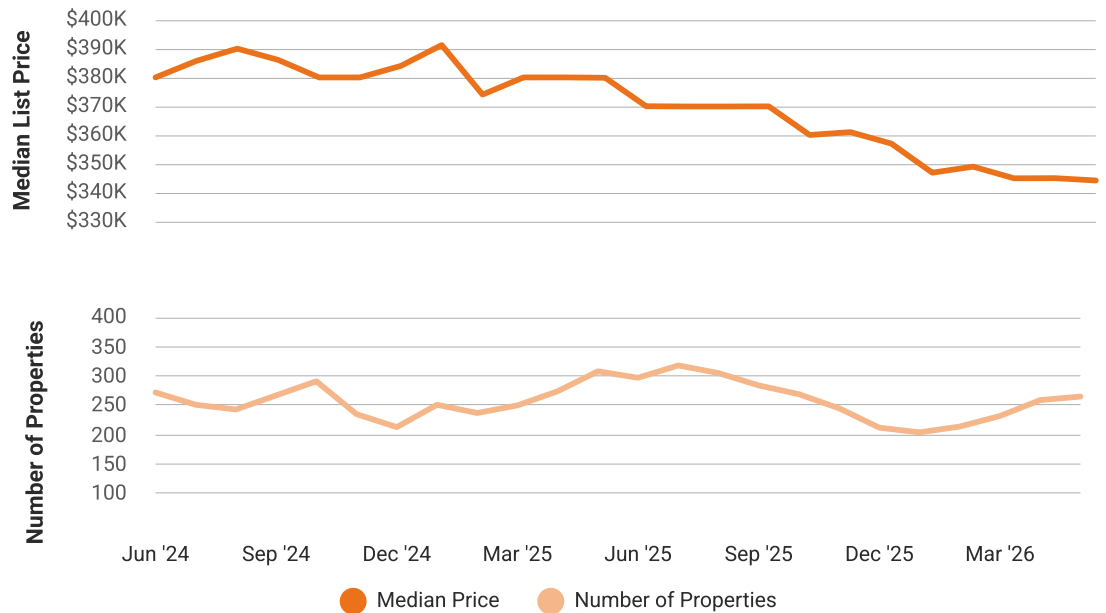
Median List Price vs Active Listings in Manor, Texas

Single Family + Condo/Townhouse/Apt.

This chart compares the trend of median list price and number of active properties for the given location.

Source: Listing Data

Update Frequency: Monthly



Manor, Texas

Market Snapshot

Value and Price Changes

| | Current | Last Month | Last 3 Months | Last 12 Months | Last 24 Months | Last 36 Months |
|--|-----------|---------------------|---------------------|---------------------|----------------------|----------------------|
| Median Est. Property Value Last Updated: 5/31/2026 | \$336,660 | \$337,250 -0.17% | \$339,160 -0.74% | \$345,170 -2.47% | \$342,480 -1.7% | \$362,000 -7% |
| Median Sold Price Last Updated: 5/31/2026 | \$352,388 | \$345,700 +1.93% | \$364,990 -3.45% | \$340,000 +3.64% | \$342,652 +2.84% | \$369,990 -4.76% |
| Median List Price Last Updated: 5/31/2026 | \$344,190 | \$345,000 -0.23% | \$349,000 -1.38% | \$379,875 -9.39% | \$389,995 -11.75% | \$400,000 -13.95% |

About this Data: Because some brokerages may choose not to include their MLS listing content within the RPR platform, the analysis contained in this report may not have been created using all the available listing data within this geographical market. Median estimated property values are generated by a valuation model and are not formal appraisals. Valuations are based on public records and MLS data where licensed. The Metrics displayed here reflect **All Residential Single Family, Condo, Townhouse and Apartment properties** data.

Market Activity

Market Activity Filters

Sort Order: Date

Maximum Properties Per Change Type: 10

Change Types: New Listings, Pending, Closed, Distressed

Property Types: Single Family, Condo/Townhouse/Apt

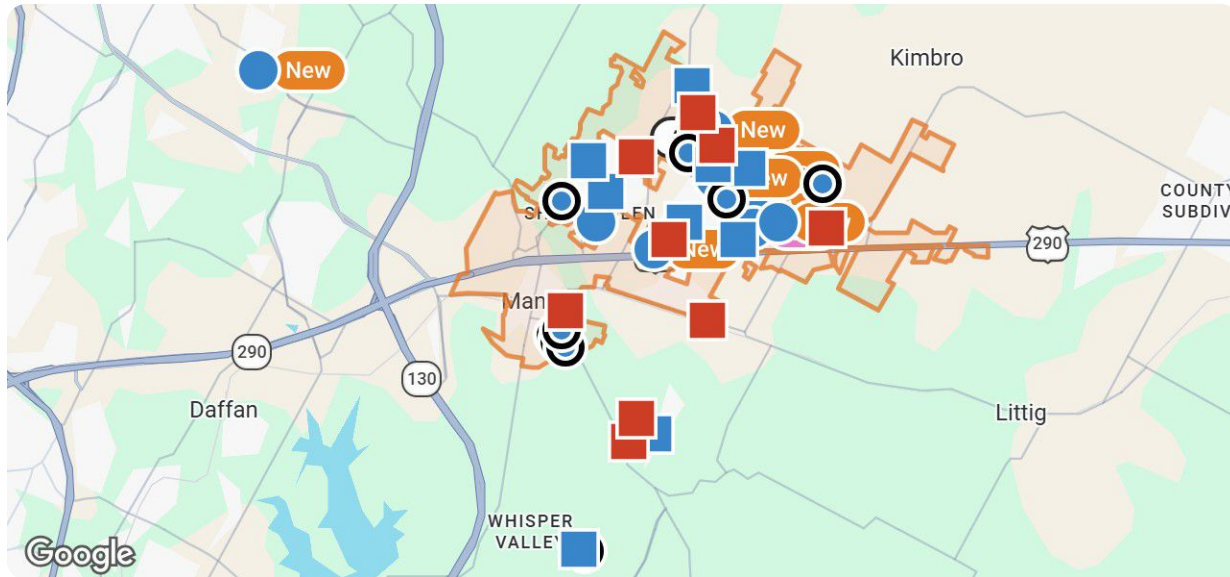
Property Features: Sale Price: Any, Lease Price: Any, Beds: Any, Baths: Any, Living Area: Any, Lot Size (acre): Any, Year Built: Any



Manor, Texas

Summary

For Sale Activity in the Last 3 Months



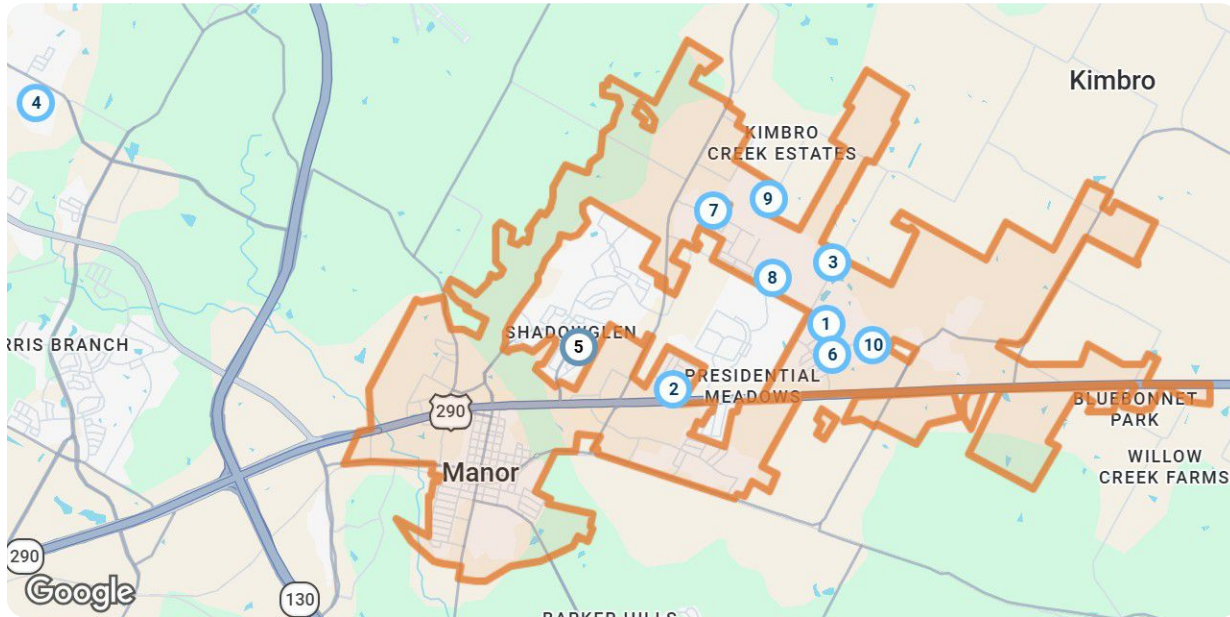
| | New | Pending | Closed | Distressed |
|-----------------------------------|-------------|-------------|---------------------------|---------------------------|
| Number of Properties | 10 | 10 | 10 | 10 |
| Lowest Listing Price / Est.Value | \$245,000 | \$216,000 | \$200,000 | \$245,410 |
| Median Listing Price / Est.Value | \$388,095 | \$359,945 | \$277,500 | \$270,880 |
| Highest Listing Price / Est.Value | \$565,000 | \$475,000 | \$465,000 | \$2,190,000 |
| Average Price / sqft | \$166 | \$174 | \$164 | \$189 |
| Median Price / sqft | \$159 | \$181 | \$168 | \$212 |
| Average Days in RPR | 6 | 64 | 63 | - |
| Median Days in RPR | 3 | 46 | 37 | - |
| Total Volume | \$3,720,366 | \$3,582,100 | \$2,945,000 | \$3,255,650 |
| Source | Listings | Listings | Public Records & Listings | Public Records & Listings |

Manor, Texas

Market Activity Breakdown

New

Source: Listings



Legend

- Active For Sale
- Active Under Contract

| New: 10 properties | | Property Type | Beds / Baths | Living Area (sq ft) | Lot Size | Year Built | List Date / Days in RPR | List Price / \$ Per Sq Ft |
|--|--|---------------|--------------|---------------------|------------|------------|-------------------------|---------------------------|
| 1 |  <p>17919 Manda Carlson Rd Manor, TX 78653 MLS ID: 8740348 ● Active Under Contract / For Sale <i>Listing Courtesy of Love Street Realty, LLC</i></p> | Single Family | 3/2 | 1,859 | 1.7 acres | 1907 | 6/3/2026 5 days | \$565,000 \$304/sq ft |
| 2 |  <p>20401 Tuberville Ln Manor, TX 78653 MLS ID: 9709653 ● Active / For Sale <i>Listing Courtesy of D.R. Horton, AMERICA'S Builder</i></p> | Single Family | 4/3 | 2,561 | 6,229 sqft | 2026 | 6/8/2026 - days | \$387,190 \$151/sq ft |
| 3 |  <p>13305 Ring Dr Manor, TX 78653 MLS ID: 9133509 ● Active Under Contract / For Sale <i>Listing Courtesy of Keller Williams Realty</i></p> | Single Family | 3/2 | 1,397 | 5,998 sqft | 2010 | 5/19/2026 20 days | \$245,000 \$175/sq ft |
| 4 |  <p>11633 Sun Glass Dr Manor, TX 78653 MLS ID: 6848950 ● Active / For Sale <i>Listing Courtesy of All City Real Estate Ltd. Co</i></p> | Single Family | 2/2 | 2,036 | 7,327 sqft | 2007 | 6/6/2026 2 days | \$389,000 \$191/sq ft |
| 5 |  <p>19808 Hubert R Humphrey Rd Manor, TX 78653 MLS ID: 7043131 ● Active / For Sale <i>Listing Courtesy of Compass RE Texas, LLC</i></p> | Single Family | 3/3 | 1,432 | 5,502 sqft | 2018 | 6/5/2026 3 days | \$260,000 \$182/sq ft |

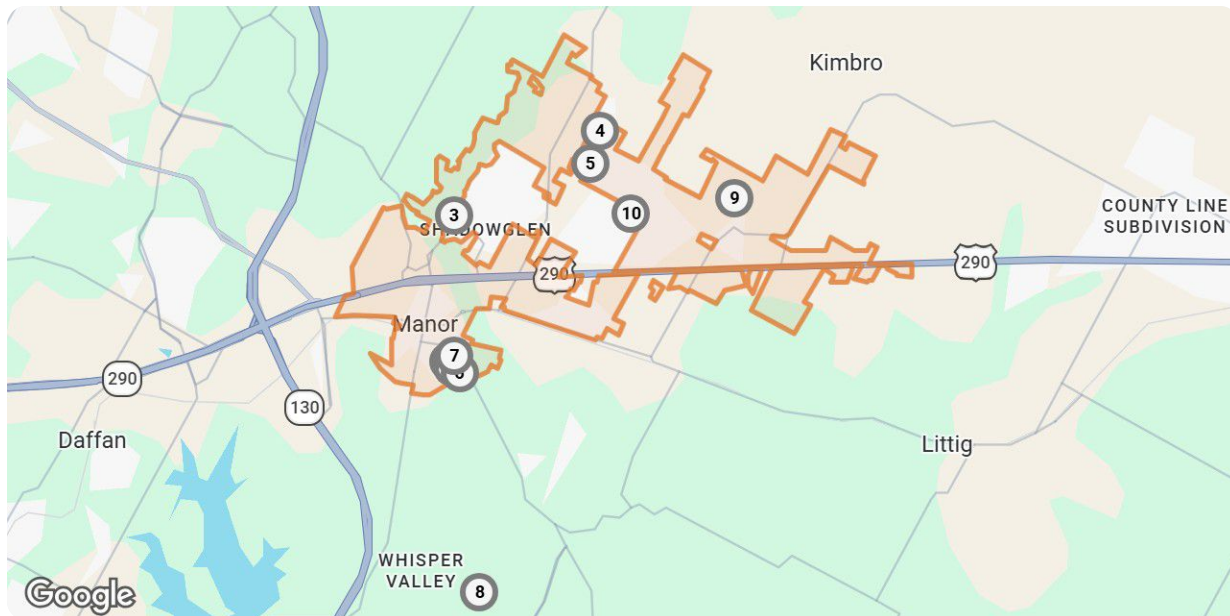


Manor, Texas

| New: 10 properties | | Property Type | Beds / Baths | Living Area (sq ft) | Lot Size | Year Built | List Date / Days in RPR | List Price / \$ Per Sq Ft |
|--------------------|--|---------------|--------------|---------------------|------------|------------|-------------------------|---------------------------|
| 6 |  <p>18209 Maxa Dr Manor, TX 78653 MLS ID: 1160084 ● Active / For Sale</p> <p><i>Listing Courtesy of The Aldion Group Realty</i></p> | Single Family | 4/3 | 2,697 | 6,791 sqft | 2003 | 6/5/2026 3 days | \$299,900 \$111/sq ft |
| 7 |  <p>14017 Sherri Berry Way Manor, TX 78653 MLS ID: 3030022 ● Active / For Sale</p> <p><i>Listing Courtesy of Goodrich Realty LLC</i></p> | Single Family | 5/3 | 2,968 | 5,998 sqft | 2017 | 6/5/2026 3 days | \$287,500 \$97/sq ft |
| 8 |  <p>11007 Strawberry Roan Dr Manor, TX 78653 MLS ID: 1229352 ● Active / For Sale</p> <p><i>Listing Courtesy of Key Realty Austin</i></p> | Single Family | 4/4 | 3,411 | 5,998 sqft | 2021 | 6/5/2026 3 days | \$487,777 \$143/sq ft |
| 9 |  <p>12608 Anthology St Manor, TX 78653 MLS ID: 3910518 ● Active / For Sale</p> <p><i>Listing Courtesy of Bramlett Partners</i></p> | Single Family | 4/3 | 2,412 | 5,737 sqft | 2022 | 6/4/2026 4 days | \$399,999 \$166/sq ft |
| 10 |  <p>13724 Field Spar Dr Manor, TX 78653 MLS ID: 8923817 ● Active Under Contract / For Sale</p> <p><i>Listing Courtesy of Real Broker, LLC</i></p> | Single Family | 4/3 | 2,901 | 8,712 sqft | 2006 | 5/25/2026 14 days | \$399,000 \$138/sq ft |

Pending

Source: Listings






Legend

● Pending



Manor, Texas

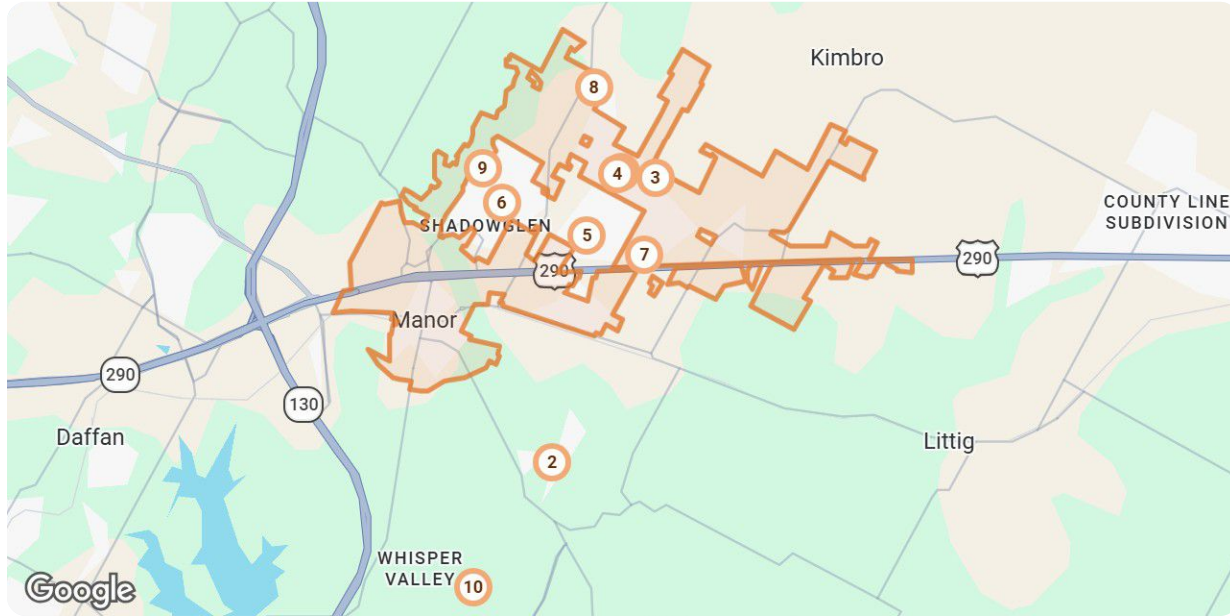
| Pending: 10 properties | | Property Type | Beds / Baths | Living Area (sq ft) | Lot Size / Year Built | List Date | List Price / \$ Per Sq Ft | Pending Date / Days in RPR |
|------------------------|--|---------------|--------------|---------------------|-----------------------|-----------|---------------------------|----------------------------|
| 1 |  <p>18116 Blazing Ranch Ln Manor, TX 78653 MLS ID: 9964791 Pending / For Sale</p> <p><i>Listing Courtesy of D.R. Horton, AMERICA'S Builder</i></p> | Single Family | 4/3 | 2,041 | 5,968 sqft 2026 | 4/23/2026 | \$387,240 \$190/sq ft | 6/8/2026 46 days |
| 2 |  <p>19201 James Carter Jr St Manor, TX 78653 MLS ID: 9360006 Pending / For Sale</p> <p><i>Listing Courtesy of Christies Intl Real Estate Lone Star</i></p> | Single Family | 3/3 | 1,800 | 6,983 sqft 2021 | 4/19/2026 | \$309,000 \$172/sq ft | 6/8/2026 50 days |
| 3 |  <p>12620 Penguin Path Manor, TX 78653 MLS ID: 3356942 Pending / For Sale</p> <p><i>Listing Courtesy of Dash Realty</i></p> | Single Family | 3/3 | 2,292 | 6,922 sqft 2023 | 2/10/2026 | \$359,900 \$157/sq ft | 6/7/2026 117 days |
| 4 |  <p>13205 Cerro Castellan Trce Manor, TX 78653 MLS ID: 7614857 Pending / For Sale</p> <p><i>Listing Courtesy of ERA Experts</i></p> | Single Family | 4/3 | 1,790 | 5,998 sqft 2025 | 4/23/2026 | \$375,990 \$210/sq ft | 6/5/2026 43 days |
| 5 |  <p>13401 Cerro Castellan Trce Manor, TX 78653 MLS ID: 9385499 Pending / For Sale</p> <p><i>Listing Courtesy of ERA Experts</i></p> | Single Family | 4/3 | 1,780 | 5,998 sqft 2025 | 1/9/2026 | \$359,990 \$202/sq ft | 6/5/2026 147 days |
| 6 |  <p>16701 Edwin Reinhardt Dr Manor, TX 78653 MLS ID: 1295254 Pending / For Sale</p> <p><i>Listing Courtesy of Compass RE Texas, LLC</i></p> | Single Family | 5/3 | 2,504 | 8,904 sqft 2019 | 4/30/2026 | \$475,000 \$190/sq ft | 6/4/2026 35 days |
| 7 |  <p>14917 Bajada Rd Manor, TX 78653 MLS ID: 5096013 Pending / For Sale</p> <p><i>Listing Courtesy of JNJ REAL ESTATE INVESTMENT LLC</i></p> | Single Family | 5/3 | 2,490 | 5,201 sqft 2020 | 5/14/2026 | \$319,000 \$128/sq ft | 6/3/2026 20 days |
| 8 |  <p>14408 Boudin Ct Manor, TX 78653 MLS ID: 7401789 Pending / For Sale</p> <p><i>Listing Courtesy of Berkshire Hathaway TX Realty</i></p> | Single Family | 4/2 | 1,735 | 6,303 sqft 2016 | 6/3/2026 | \$216,000 \$124/sq ft | 6/3/2026 - days |
| 9 |  <p>13516 Cerro Castellan Trce Manor, TX 78653 MLS ID: 5246277 Pending / For Sale</p> <p><i>Listing Courtesy of ERA Experts</i></p> | Single Family | 5/4 | 2,751 | 6,011 sqft 2026 | 3/17/2026 | \$429,990 \$156/sq ft | 6/3/2026 78 days |
| 10 |  <p>13308 Cuchillo Path Manor, TX 78653 MLS ID: 1066382 Pending / For Sale</p> <p><i>Listing Courtesy of ERA Experts</i></p> | Single Family | 3/2 | 1,642 | 6,011 sqft 2026 | 4/23/2026 | \$349,990 \$213/sq ft | 6/3/2026 41 days |



Manor, Texas

Closed

Source: Public Records and Listings



Legend

● Closed

| Closed: 10 properties | | Property Type | Beds / Baths | Living Area (sq ft) | Lot Size / Year Built | Closed Date / Days in RPR | Closed Price / \$ Per Sq Ft | List to Sold Price % |
|--|---|---------------|--------------|---------------------|-----------------------|---------------------------|-----------------------------|--|
| 1 |  <p>14113 Arbor Hill Cv Manor, TX 78653 MLS ID: 4549241 Closed / For Sale</p> <p><i>Courtesy of Allure Real Estate</i></p> | Single Family | 4/3 | 3,121 | 8,708 sqft 2016 | 6/8/2026 120 days | \$465,000 \$149/sq ft | ↓ 9.53% |
| 2 |  <p>14413 Shooter Mc Gavin Dr Manor, TX 78653 MLS ID: 9077480 Closed / For Sale</p> <p><i>Courtesy of Century 21 Stribling Properties</i></p> | Single Family | 3/2 | 1,667 | 6,608 sqft 2020 | 6/5/2026 115 days | \$275,000 \$165/sq ft | - |
| 3 |  <p>18108 Belfry Pass Manor, TX 78653 MLS ID: 4129951 Closed / For Sale</p> <p><i>Courtesy of eXp Realty, LLC</i></p> | Single Family | 3/3 | 1,332 | 5,998 sqft 2007 | 6/4/2026 23 days | \$240,000 \$180/sq ft | - |
| 4 |  <p>14013 Mark Christopher Way Manor, TX 78653 MLS ID: 7975702 Closed / For Sale</p> <p><i>Courtesy of Orchard Brokerage</i></p> | Single Family | 4/3 | 2,196 | 6,373 sqft 2017 | 6/4/2026 171 days | \$280,000 \$128/sq ft | ↓ 5.08% |
| 5 |  <p>14400 Shooter Mc Gavin Dr Manor, TX 78653 MLS ID: 9828438 Closed / For Sale</p> <p><i>Courtesy of Compass RE Texas, LLC</i></p> | Single Family | 4/3 | 2,348 | 0.27 acres 2020 | 6/3/2026 31 days | \$325,000 \$138/sq ft | - |

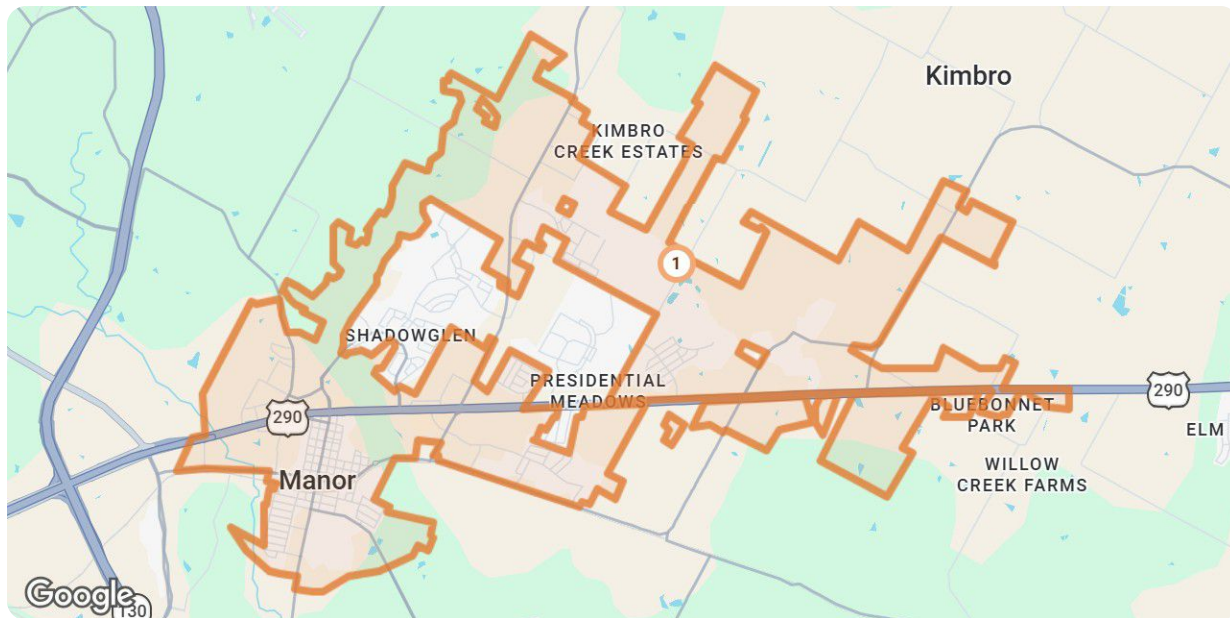


Manor, Texas

| Closed: 10 properties | | Property Type | Beds / Baths | Living Area (sq ft) | Lot Size / Year Built | Closed Date / Days in RPR | Closed Price / \$ Per Sq Ft | List to Sold Price % |
|-----------------------|--|----------------------|--------------|---------------------|-----------------------|---------------------------|-----------------------------|----------------------|
| 6 |  <p>13600 Ulysses S Grant St Manor, TX 78653 MLS ID: 2277035 Closed / For Sale</p> <p><i>Courtesy of Compass RE Texas, LLC</i></p> | Single Family | 3/2 | 1,678 | 5,998 sqft / 2015 | 6/2/2026 / 29 days | \$285,000 / \$170/sq ft | - |
| 7 |  <p>12725 Saint Mary Dr Manor, TX 78653 MLS ID: 5430902 Closed / For Sale</p> <p><i>Courtesy of Keller Williams Realty</i></p> | Single Family | 3/1 | 1,036 | 4,922 sqft / 2005 | 6/1/2026 / 43 days | \$200,000 / \$193/sq ft | ↑ 1.01% |
| 8 |  <p>11737 Voelker Reinhardt Way Manor, TX 78653 MLS ID: 4854775 Closed / For Sale</p> <p><i>Courtesy of eXp Realty, LLC</i></p> | Single Family | 4/2 | 2,064 | 6,970 sqft / 2012 | 6/1/2026 / 12 days | \$345,000 / \$167/sq ft | ↓ 4.14% |
| 9 |  <p>19328 Wt Gallaway St Manor, TX 78653 MLS ID: 6217386 Closed / For Sale</p> <p><i>Courtesy of Goodrich Realty LLC</i></p> | Single Family | 3/2 | 1,501 | 5,998 sqft / 2013 | 6/1/2026 / 69 days | \$265,000 / \$177/sq ft | ↓ 1.85% |
| 10 |  <p>15117 Afleet Alex St, Unit B Manor, TX 78653 MLS ID: 5043588 Closed / For Sale</p> <p><i>Courtesy of D.R. Horton, AMERICA'S Builder</i></p> | Condo/Townhouse/Apt. | 3/2 | 1,557 | 4,661 sqft / 2026 | 5/29/2026 / 17 days | \$265,000 / \$170/sq ft | ↓ 7.01% |

Distressed

Source: Public Records and Listings













Legend

- Closed
- Off Market, Hold, Withdrawn, Expired, or Canceled



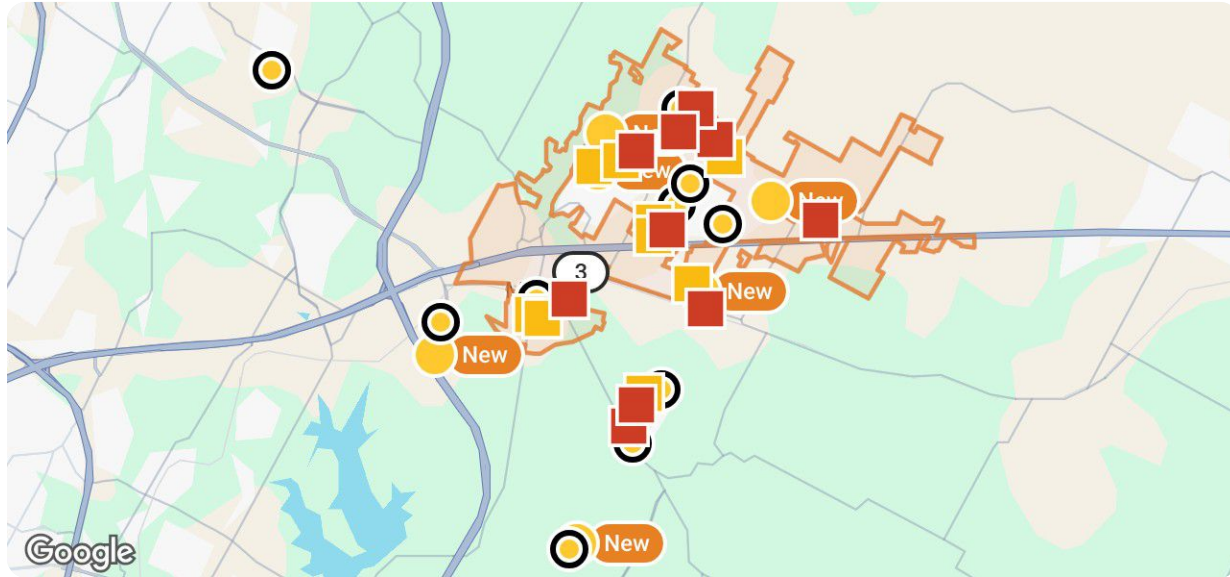
Manor, Texas

| Distressed: 10 properties | | Property Type | Beds / Baths | Living Area (sq ft) | Lot Size / Year Built | List Date / Days in RPR | List Price / \$ Per Sq Ft | Distressed Date / Type |
|---|--|---------------|--------------|---------------------|-----------------------|-------------------------|---------------------------|---|
|  | 14714 Joy Lee Ln Manor, TX 78653 Closed / Public Record | Single Family | -/3 | 1,909 | 5,728 sqft 2014 | - - days | - \$161/sq ft | 5/6/2026 Notice of Trustee Sale |
|  | 13518 Old Highway 20 Manor, TX 78653 Closed / Public Record | Single Family | -/- | - | 14.58 acres - | - - days | - -/sq ft | 5/11/2026 Sold Date: 5/5/2026 |
|  | 11810 Pyrite Rd Manor, TX 78653 Closed / Public Record | Single Family | 3/2 | 1,481 | 5,519 sqft 2020 | - - days | - \$202/sq ft | 4/20/2026 Notice of Foreclosure Sale |
|  | 14404 Castleford Dr Manor, TX 78653 Closed / Public Record | Single Family | 4/3 | 2,585 | 5,232 sqft 2022 | - - days | - \$136/sq ft | 4/13/2026 Notice of Trustee Sale |
|  | 18501 Maxa Dr Manor, TX 78653 Closed / Public Record | Single Family | -/2 | 1,610 | 10,332 sqft 2004 | - - days | - \$179/sq ft | 3/24/2026 Notice of Trustee Sale |
|  | 20601 Stelfox St Manor, TX 78653 Closed / Public Record | Single Family | 5/4 | 3,046 | 10,254 sqft 2023 | - - days | - \$154/sq ft | 3/18/2026 Notice of Trustee Sale |
|  | 11808 Jamie Dr Manor, TX 78653 Closed / Public Record | Single Family | 4/3 | 2,216 | 5,114 sqft 2017 | - - days | - \$148/sq ft | 3/12/2026 Notice of Trustee Sale |
|  | 11321 Briarcreek Loop Manor, TX 78653 Closed / Public Record | Single Family | -/2 | 1,300 | 6,739 sqft 2005 | - - days | - \$203/sq ft | 3/26/2026 Notice of Foreclosure Sale |
|  | 11905 Briarcreek Loop Manor, TX 78653 Off Market / Public Record | Single Family | -/3 | 1,140 | 7,858 sqft 2002 | - - days | - \$238/sq ft | 5/12/2026 Notice of Trustee Sale |
|  | 16225 Hamilton Point Cir Manor, TX 78653 Off Market / Public Record | Single Family | -/2 | 1,114 | 5,837 sqft 2004 | - - days | - \$220/sq ft | 5/11/2026 Notice of Trustee Sale |

Manor, Texas

Summary

For Lease Activity in the Last 3 Months



Legend

- For Lease
- For Lease Pending
- Distressed
- Recently Leased

| | New | Pending | Closed | Distressed |
|-----------------------------------|----------|----------|---------------------------|---------------------------|
| Number of Properties | 10 | 10 | 10 | 10 |
| Lowest Listing Price / Est.Value | \$1,700 | \$1,250 | \$1,700 | \$245,410 |
| Median Listing Price / Est.Value | \$2,250 | \$2,000 | \$1,923 | \$270,880 |
| Highest Listing Price / Est.Value | \$2,695 | \$2,700 | \$2,500 | \$2,190,000 |
| Average Price / sqft | \$1 | \$1 | \$1 | \$189 |
| Median Price / sqft | \$1 | \$1 | \$1 | \$212 |
| Average Days in RPR | 2 | 32 | 52 | - |
| Median Days in RPR | 3 | 30 | 39 | - |
| Total Volume | \$21,240 | \$19,980 | \$19,780 | \$3,255,650 |
| Source | Listings | Listings | Public Records & Listings | Public Records & Listings |

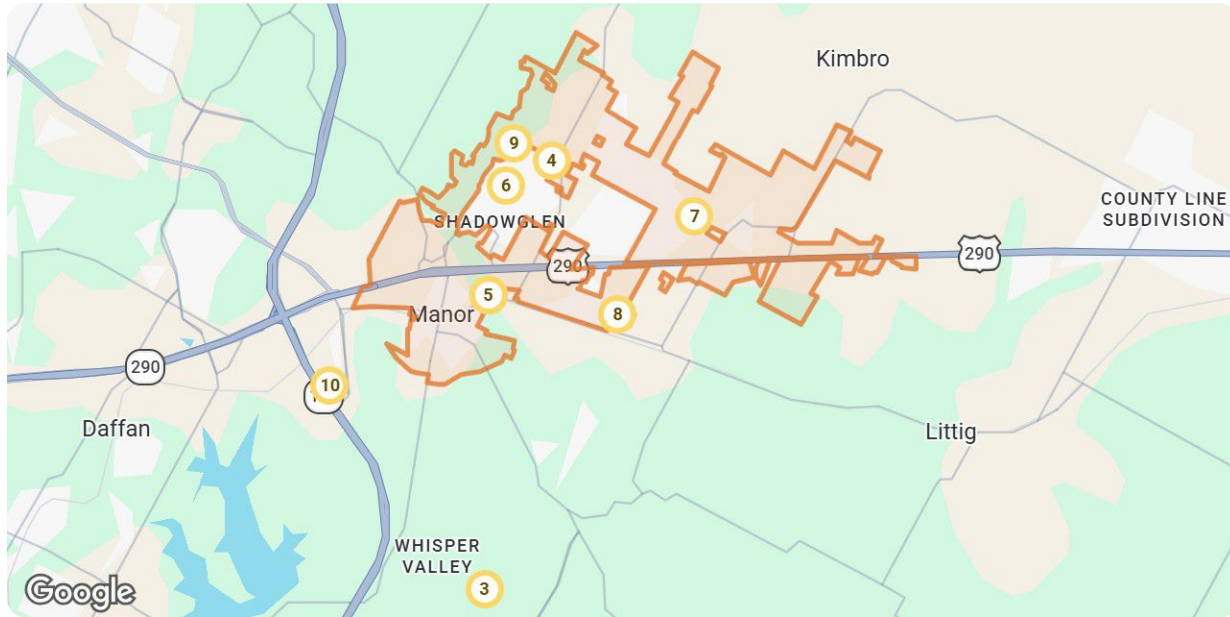


Manor, Texas

Market Activity Breakdown

New

Source: Listings



Legend

● Active For Lease

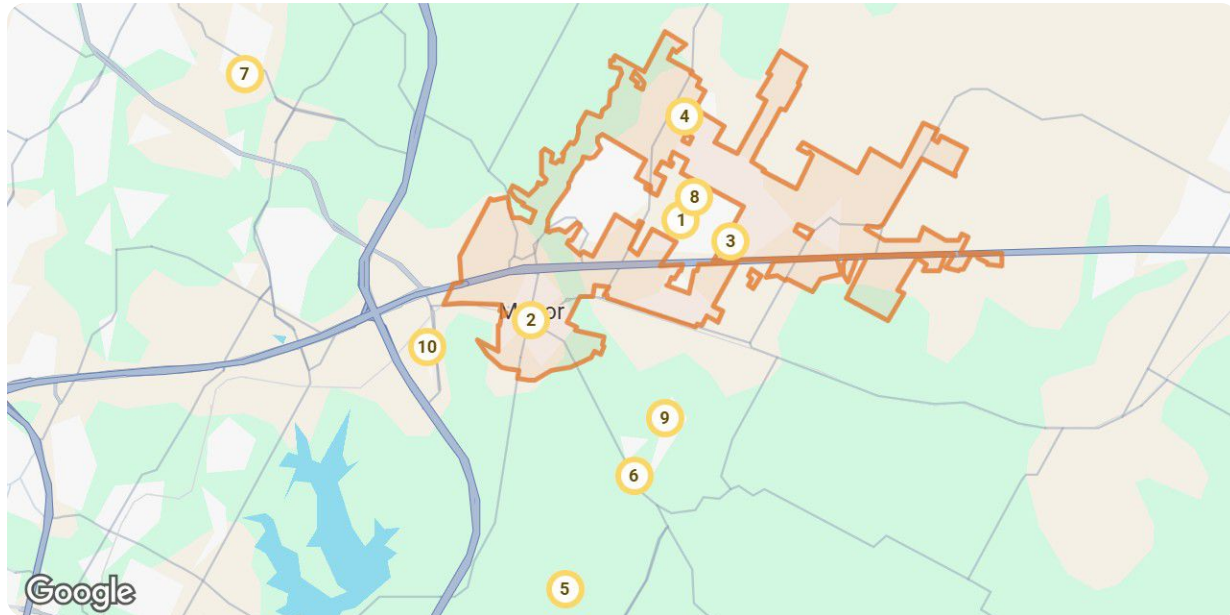
| New: 10 properties | | Property Type | Beds / Baths | Living Area (sq ft) | Lot Size | Year Built | List Date / Days in RPR | List Price / \$ Per Sq Ft |
|--|---|---------------|--------------|---------------------|------------|------------|-------------------------|---------------------------|
| 1 |  <p>13436 Harry S Truman Dr Manor, TX 78653 MLS ID: 9010868 ● Active / For Lease <i>Courtesy of Harrison-Pearson Assoc. Inc</i></p> | Single Family | 3/2 | 1,386 | 4,508 sqft | 2018 | 6/8/2026 - days | \$1,700 mo. \$1/sq ft |
| 2 |  <p>14220 James Buchanan St Manor, TX 78653 MLS ID: 9353973 ● Active / For Lease <i>Courtesy of On Q Texas LLC</i></p> | Single Family | 3/3 | 2,068 | 4,399 sqft | 2021 | 6/8/2026 - days | \$2,300 mo. \$1/sq ft |
| 3 |  <p>17701 Powder Creek Dr Manor, TX 78653 MLS ID: 3852511 ● Active / For Lease <i>Courtesy of G&S Property Management</i></p> | Single Family | 3/3 | 1,567 | 6,490 sqft | 2002 | 6/8/2026 - days | \$1,850 mo. \$1/sq ft |
| 4 |  <p>18325 Maxa Dr Manor, TX 78653 MLS ID: 5961983 ● Active / For Lease <i>Courtesy of Sacred Estate Realty</i></p> | Single Family | 3/2 | 1,610 | 7,248 sqft | 2003 | 6/7/2026 1 day | \$1,700 mo. \$1/sq ft |
| 5 |  <p>19600 Per Lange Pass Manor, TX 78653 MLS ID: 2208892 ● Active / For Lease <i>Courtesy of All Side Realty</i></p> | Single Family | 3/3 | 1,509 | 8,097 sqft | 2014 | 6/7/2026 1 day | \$1,795 mo. \$1/sq ft |

Manor, Texas

| New: 10 properties | | Property Type | Beds / Baths | Living Area (sq ft) | Lot Size | Year Built | List Date / Days in RPR | List Price / \$ Per Sq Ft |
|---|--|----------------------|--------------|---------------------|------------|------------|-------------------------|---------------------------|
|  |  <p>Afleet Alex St Manor, TX 78653 MLS ID: 8590011 ● Active / For Lease</p> <p><i>Courtesy of JBGGoodwin REALTORS NW</i></p> | Condo/Townhouse/Apt. | 3/2 | 1,557 | 4,660 sqft | 2026 | 6/5/2026 3 days | \$2,300 mo. \$1/sq ft |
|  |  <p>Afleet Alex St Manor, TX 78653 MLS ID: 4547680 ● Active / For Lease</p> <p><i>Courtesy of JBGGoodwin REALTORS NW</i></p> | Condo/Townhouse/Apt. | 3/2 | 1,557 | 4,660 sqft | 2026 | 6/5/2026 3 days | \$2,300 mo. \$1/sq ft |
|  |  <p>9824 Eloquence Dr Manor, TX 78653 MLS ID: 2216941 ● Active / For Lease</p> <p><i>Courtesy of Stetson Property Management</i></p> | Single Family | 4/3 | 2,392 | 7,230 sqft | 2022 | 6/5/2026 3 days | \$2,695 mo. \$1/sq ft |
|  |  <p>14513 Heartland Dr Manor, TX 78653 MLS ID: 8055426 ● Active / For Lease</p> <p><i>Courtesy of REKconnection, LLC</i></p> | Single Family | 4/4 | 2,360 | 5,340 sqft | 2022 | 6/5/2026 3 days | \$2,400 mo. \$1/sq ft |
|  |  <p>12205 Paseo De Los Ln Manor, TX 78653 MLS ID: 1543238 ● Active / For Lease</p> <p><i>Courtesy of Texas Ally Real Estate Group</i></p> | Single Family | 3/2 | 1,642 | - | 2024 | 6/5/2026 3 days | \$2,200 mo. \$1/sq ft |

Pending

Source: Listings













Legend

● Active For Lease



Manor, Texas

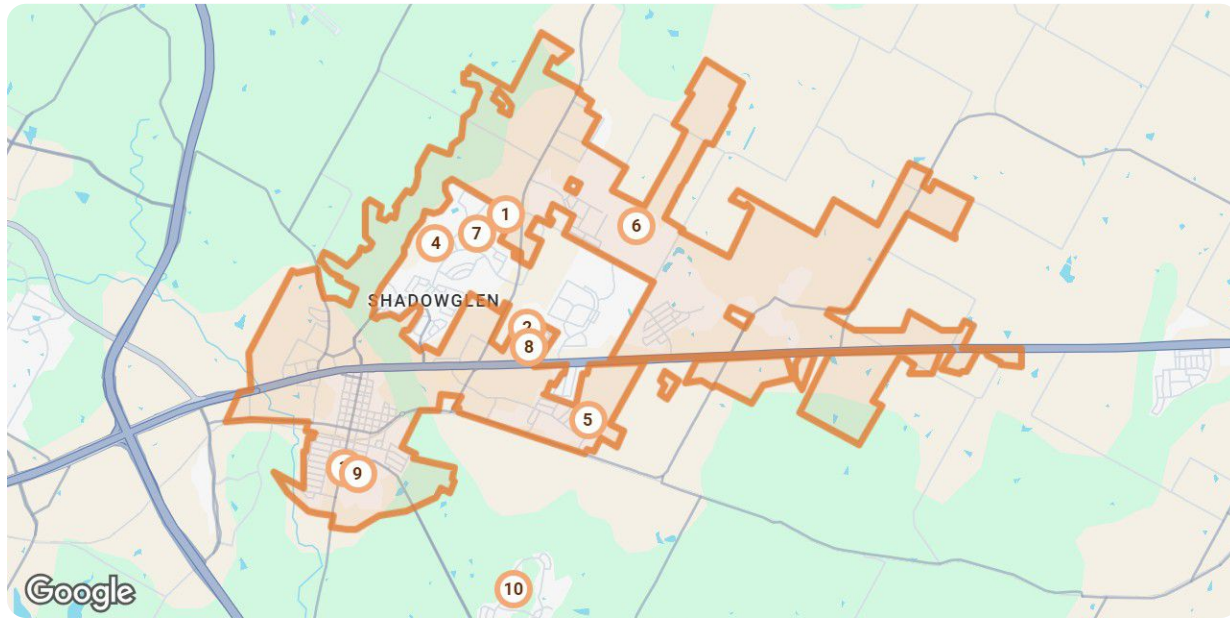
| Pending: 10 properties | | Property Type | Beds / Baths | Living Area (sq ft) | Lot Size / Year Built | List Date | List Price / \$ Per Sq Ft | Pending Date / Days in RPR |
|------------------------|--|----------------------|--------------|---------------------|-----------------------|-----------|---------------------------|----------------------------|
| 1 |  <p>12313 Caldera Way Manor, TX 78653 MLS ID: 4858526 Pending / For Lease</p> <p><i>Courtesy of PMI Austin</i></p> | Single Family | 4/2 | 1,569 | 7,056 sqft 2020 | 5/8/2026 | \$2,000 mo. \$1/sq ft | 6/7/2026 30 days |
| 2 |  <p>18512 Cremello Dr, Unit A Manor, TX 78653 MLS ID: 5154214 Pending / For Lease</p> <p><i>Courtesy of PMI Austin</i></p> | Single Family | 4/3 | 1,968 | 4,791 sqft 2023 | 5/1/2026 | \$1,995 mo. \$1/sq ft | 6/7/2026 37 days |
| 3 |  <p>9605 Grapevine Leaf Dr Manor, TX 78653 MLS ID: 1313222 Pending / For Lease</p> <p><i>Courtesy of David Brodsky Properties</i></p> | Single Family | 3/3 | 1,383 | 3,506 sqft 2022 | 4/24/2026 | \$2,150 mo. \$2/sq ft | 6/7/2026 44 days |
| 4 |  <p>12401 Franklin D Roosevelt St Manor, TX 78653 MLS ID: 5032023 Pending / For Lease</p> <p><i>Courtesy of Compass RE Texas, LLC</i></p> | Single Family | 3/2 | 1,678 | 5,998 sqft 2018 | 5/8/2026 | \$2,000 mo. \$1/sq ft | 6/3/2026 26 days |
| 5 |  <p>102 E Carrie Manor St Manor, TX 78653 MLS ID: 7358007 Pending / For Lease</p> <p><i>Courtesy of On Centre Street Realty</i></p> | Single Family | 2/1 | 702 | 2,874 sqft 1945 | 4/15/2026 | \$1,250 mo. \$2/sq ft | 6/2/2026 48 days |
| 6 |  <p>18517 Cremello Dr, Unit A Manor, TX 78653 MLS ID: 1019183 Pending / For Lease</p> <p><i>Courtesy of Keller Williams Realty</i></p> | Condo/Townhouse/Apt. | 3/3 | 1,692 | 8,524 sqft 2024 | 5/26/2026 | \$2,100 mo. \$1/sq ft | 6/1/2026 6 days |
| 7 |  <p>9615 Morning Iris Dr Manor, TX 78653 MLS ID: 1613698 Pending / For Lease</p> <p><i>Courtesy of Austin Apex Real Estate LLC</i></p> | Single Family | 3/3 | 1,372 | 2,992 sqft 2021 | 5/4/2026 | \$1,890 mo. \$1/sq ft | 5/30/2026 26 days |
| 8 |  <p>18017 Busby Dr Manor, TX 78653 MLS ID: 6820252 Pending / For Lease</p> <p><i>Courtesy of JNJ REAL ESTATE INVESTMENT LLC</i></p> | Single Family | 4/2 | 1,561 | 7,623 sqft 2014 | 5/1/2026 | \$1,795 mo. \$1/sq ft | 5/28/2026 27 days |
| 9 |  <p>12520 Anthology St Manor, TX 78653 MLS ID: 4830644 Pending / For Lease</p> <p><i>Courtesy of Realty Texas LLC</i></p> | Single Family | 5/4 | 2,473 | 6,133 sqft 2022 | 4/8/2026 | \$2,700 mo. \$1/sq ft | 5/27/2026 49 days |
| 10 |  <p>13405 Dolley Madison St Manor, TX 78653 MLS ID: 7044832 Pending / For Lease</p> <p><i>Courtesy of All City Real Estate Ltd. Co</i></p> | Single Family | 3/3 | 1,828 | 4,399 sqft 2024 | 4/27/2026 | \$2,100 mo. \$1/sq ft | 5/27/2026 30 days |



Manor, Texas

Closed

Source: Public Records and Listings



Legend

● Closed

| Closed: 10 properties | | Property Type | Beds / Baths | Living Area (sq ft) | Lot Size / Year Built | Closed Date / Days in RPR | Closed Price / \$ Per Sq Ft | List to Sold Price % |
|--|---|----------------------|--------------|---------------------|-----------------------|---------------------------|-----------------------------|----------------------|
| 1 |  <p>14513 Heartland Dr Manor, TX 78653 MLS ID: 7702133 ■ Closed / For Lease <i>Courtesy of REKconnection, LLC</i></p> | Single Family | 4/4 | 2,360 | 5,340 sqft 2022 | 6/5/2026 34 days | - \$1/sq ft | - |
| 2 |  <p>13501 Marie Ln Manor, TX 78653 MLS ID: 8476502 ■ Closed / For Lease <i>Courtesy of UFund Texas LLC</i></p> | Single Family | 3/2 | 1,610 | 5,998 sqft 2005 | 6/4/2026 50 days | - \$1/sq ft | - |
| 3 |  <p>12110 Corsicana Trl, #19B Manor, TX 78653 MLS ID: 3301539 ■ Closed / For Lease <i>Courtesy of All City Real Estate Ltd. Co</i></p> | Condo/Townhouse/Apt. | 3/3 | 1,717 | 5,397 sqft 2022 | 6/2/2026 227 days | - \$1/sq ft | - |
| 4 |  <p>17304 Crownfield Path Manor, TX 78653 MLS ID: 1439451 ■ Closed / For Lease <i>Courtesy of Royal Realty Austin LLC</i></p> | Single Family | 3/2 | 1,514 | 7,718 sqft 2020 | 6/1/2026 14 days | - \$1/sq ft | - |
| 5 |  <p>13228 Forest Sage St Manor, TX 78653 MLS ID: 2083494 ■ Closed / For Lease <i>Courtesy of Pure Realty</i></p> | Single Family | 6/2 | 1,397 | 5,998 sqft 2011 | 6/1/2026 43 days | - \$1/sq ft | - |

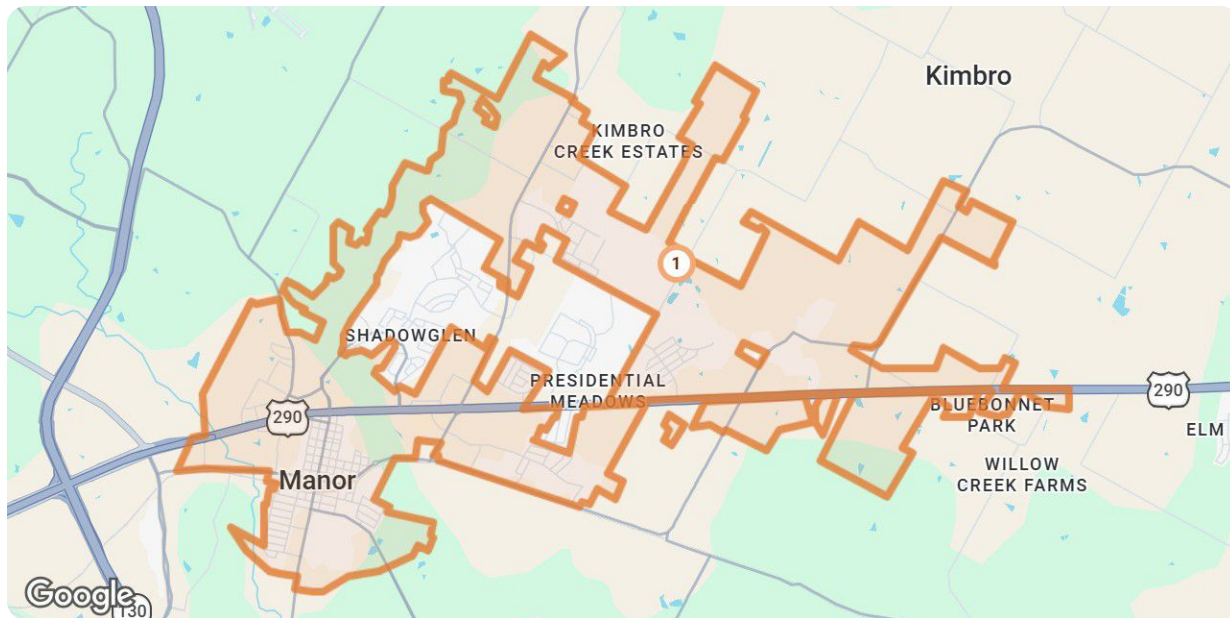


Manor, Texas

| Closed: 10 properties | | Property Type | Beds / Baths | Living Area (sq ft) | Lot Size / Year Built | Closed Date / Days in RPR | Closed Price / \$ Per Sq Ft | List to Sold Price % |
|-----------------------|--|---------------|--------------|---------------------|-----------------------|---------------------------|-----------------------------|----------------------|
| 6 |  <p>14501 John Marshall Bnd Manor, TX 78653 MLS ID: 1581570 Closed / For Lease</p> <p><i>Courtesy of Douglas Elliman Real Estate</i></p> | Single Family | 4/3 | 2,286 | 8,272 sqft 2021 | 6/1/2026 55 days | - \$1/sq ft | - |
| 7 |  <p>14020 Kira Ln Manor, TX 78653 MLS ID: 4712409 Closed / For Lease</p> <p><i>Courtesy of All Side Realty</i></p> | Single Family | 3/3 | 2,221 | 6,403 sqft 2018 | 6/1/2026 13 days | - \$1/sq ft | - |
| 8 |  <p>18121 Skysail Dr Manor, TX 78653 MLS ID: 8925434 Closed / For Lease</p> <p><i>Courtesy of Realty Executives, Austin-North</i></p> | Single Family | 3/2 | 1,398 | 5,967 sqft 2003 | 6/1/2026 47 days | - \$1/sq ft | - |
| 9 |  <p>13005 Texana Trl Manor, TX 78653 MLS ID: 5990658 Closed / For Lease</p> <p><i>Courtesy of PURE Property Management of TX</i></p> | Single Family | 3/2 | 1,736 | 6,416 sqft 2022 | 6/1/2026 7 days | - \$1/sq ft | - |
| 10 |  <p>12209 Briarcreek Loop Manor, TX 78653 MLS ID: 6596432 Closed / For Lease</p> <p><i>Courtesy of Austin Real Estate Experts</i></p> | Single Family | 2/2 | 1,140 | 7,640 sqft 2002 | 5/31/2026 33 days | - \$2/sq ft | - |

Distressed

Source: Public Records and Listings













Legend

- Closed
- Off Market, Hold, Withdrawn, Expired, or Canceled



Manor, Texas

| Distressed: 10 properties | | Property Type | Beds / Baths | Living Area (sq ft) | Lot Size / Year Built | List Date / Days in RPR | List Price / \$ Per Sq Ft | Distressed Date / Type |
|---------------------------|---|---------------|--------------|---------------------|-----------------------|-------------------------|---------------------------|---|
| 1 |  14714 Joy Lee Ln Manor, TX 78653 Closed / Public Record | Single Family | -/3 | 1,909 | 5,728 sqft 2014 | - - days | - \$161/sq ft | 5/6/2026 Notice of Trustee Sale |
| 2 |  13518 Old Highway 20 Manor, TX 78653 Closed / Public Record | Single Family | -/- | - | 14.58 acres - | - - days | - -/sq ft | 5/11/2026 Sold Date: 5/5/2026 |
| 3 |  11810 Pyrite Rd Manor, TX 78653 Closed / Public Record | Single Family | 3/2 | 1,481 | 5,519 sqft 2020 | - - days | - \$202/sq ft | 4/20/2026 Notice of Foreclosure Sale |
| 4 |  14404 Castleford Dr Manor, TX 78653 Closed / Public Record | Single Family | 4/3 | 2,585 | 5,232 sqft 2022 | - - days | - \$136/sq ft | 4/13/2026 Notice of Trustee Sale |
| 5 |  18501 Maxa Dr Manor, TX 78653 Closed / Public Record | Single Family | -/2 | 1,610 | 10,332 sqft 2004 | - - days | - \$179/sq ft | 3/24/2026 Notice of Trustee Sale |
| 6 |  20601 Stelfox St Manor, TX 78653 Closed / Public Record | Single Family | 5/4 | 3,046 | 10,254 sqft 2023 | - - days | - \$154/sq ft | 3/18/2026 Notice of Trustee Sale |
| 7 |  11808 Jamie Dr Manor, TX 78653 Closed / Public Record | Single Family | 4/3 | 2,216 | 5,114 sqft 2017 | - - days | - \$148/sq ft | 3/12/2026 Notice of Trustee Sale |
| 8 |  11321 Briarcreek Loop Manor, TX 78653 Closed / Public Record | Single Family | -/2 | 1,300 | 6,739 sqft 2005 | - - days | - \$203/sq ft | 3/26/2026 Notice of Foreclosure Sale |
| 9 |  11905 Briarcreek Loop Manor, TX 78653 Off Market / Public Record | Single Family | -/3 | 1,140 | 7,858 sqft 2002 | - - days | - \$238/sq ft | 5/12/2026 Notice of Trustee Sale |
| 10 |  16225 Hamilton Point Cir Manor, TX 78653 Off Market / Public Record | Single Family | -/2 | 1,114 | 5,837 sqft 2004 | - - days | - \$220/sq ft | 5/11/2026 Notice of Trustee Sale |

Manor, Texas

About RPR

- RPR® is the nation's largest property database, exclusively for REALTORS®. It empowers REALTORS® to help buyers and sellers make informed decisions, backed by a real estate database covering more than 160 million residential and commercial properties in the United States.
- RPR is a wholly owned subsidiary of the National Association of REALTORS® and a member benefit to REALTORS®.
- RPR's data sources range from MLSs and county-level tax and assessment offices, to the U.S. Census and FEMA, to specialty data set providers such as Esri (consumer data), Niche (school information) and Precisely (geographic boundaries).

Learn More

For more information about RPR, please visit RPR's public website: <https://blog.narrpr.com>

