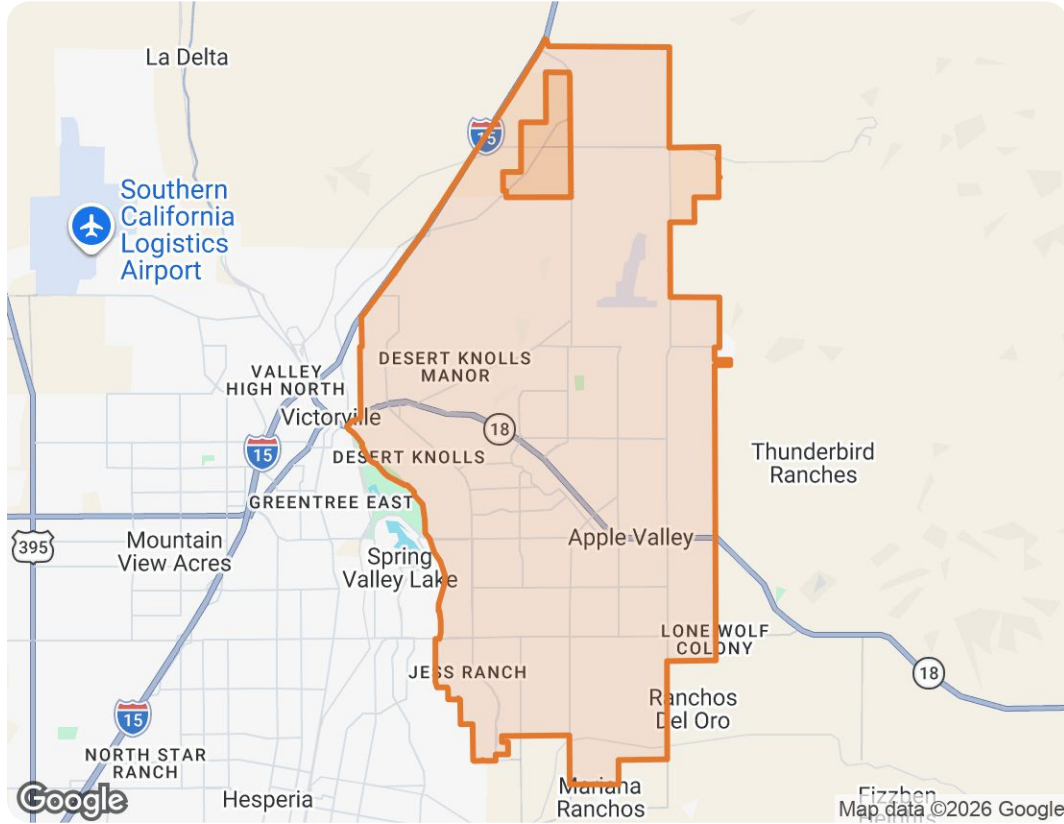


Apple Valley, California



Curtis Hurst The Hurst Group

The Hurst Group Team Leader

California Real Estate License #01900005

📞 Work (760) 780-3977

✉️ Curtishurstrealtor@gmail.com

🌐 www.thehurstgroupca.com



The Hurst Group at Keller Williams Victor Valley

6550 Caliente Rd

Oak Hills, CA 92344



Market Trends

Market Trends for Apple Valley, California

Single Family + Condo/Townhouse/Apt.

April 2026

Market Type

Seller's Market

Balanced Market

Buyer's Market

Key Details

Months of Inventory 2.94 ↓ 9.26% MoM	Sold to List Price % 99.3% ↓ 0.43% MoM	Median Days in RPR 37 ↓ 7.5% MoM	Median Sold Price \$450,000 ↑ 3.45% MoM
---	---	---	--

April 2026 Median Estimated Property Value

Single Family + Condo/Townhouse/Apt.

This graphic displays property estimates for a market area and a subject property, where one has been selected. Estimated property values are generated by a valuation model and are not formal appraisals.

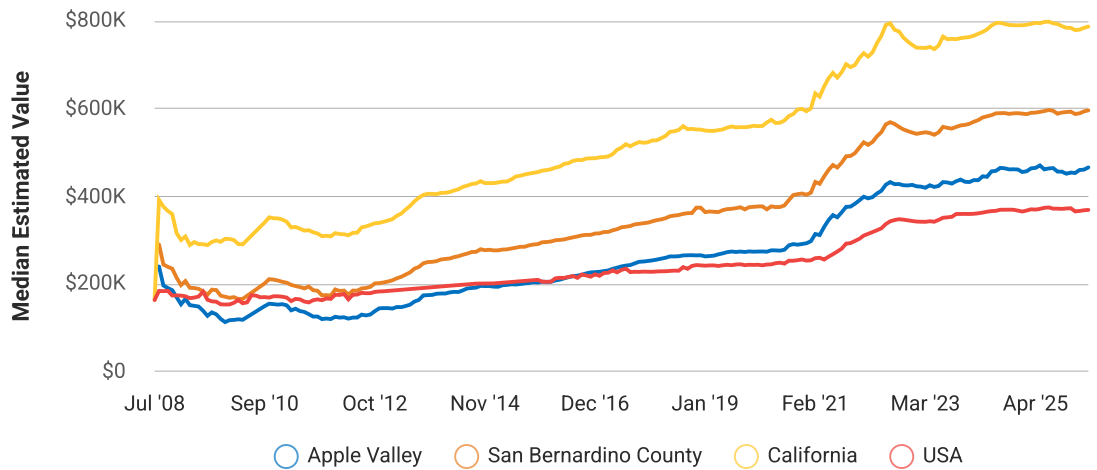
Source: Public records, and MLS sources where licensed

Update Frequency: Monthly

Median Estimated Value
\$465,940

Last Month Change
+1.1%

12 Month Change
+0.2%



April 2026 New Listings

Apple Valley, California

Single Family + Condo/Townhouse/Apt.

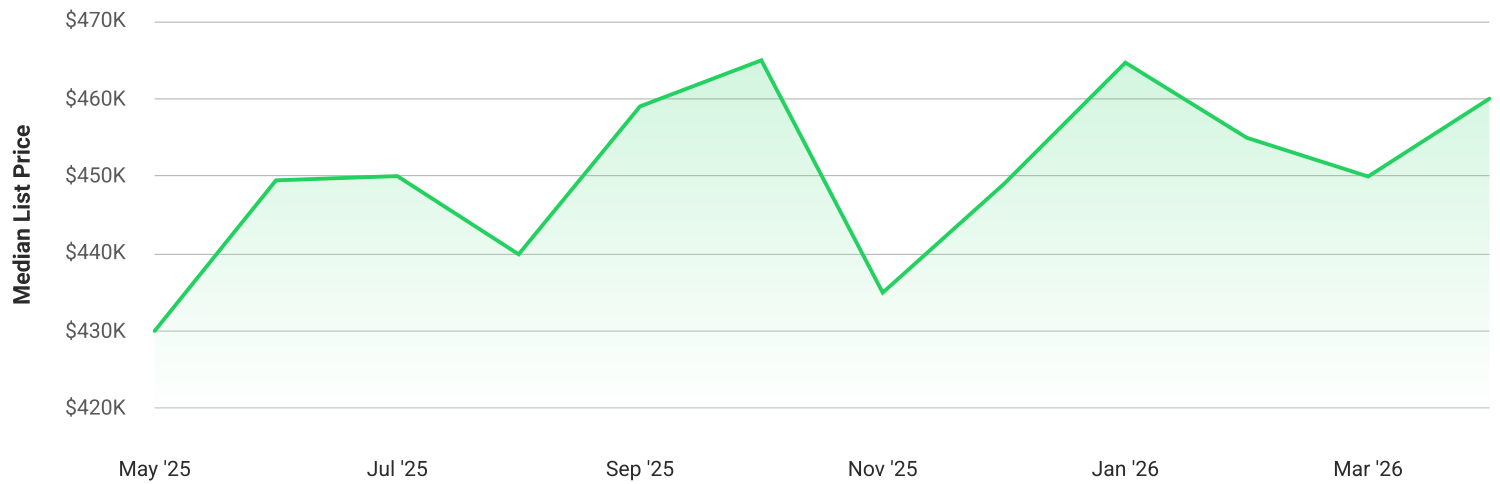
This graphic summarizes key statistics for properties that entered the market each month. RPR uses list date to determine when a listing entered the market. These statistics are important for understanding the rate at which listings are entering the market and their price points.

Source: Listing sources

Update Frequency: Monthly

Median List Price - \$459,999

↑ 2.2% Month over Month



April 2026 Active Listings

Apple Valley, California

Single Family + Condo/Townhouse/Apt.

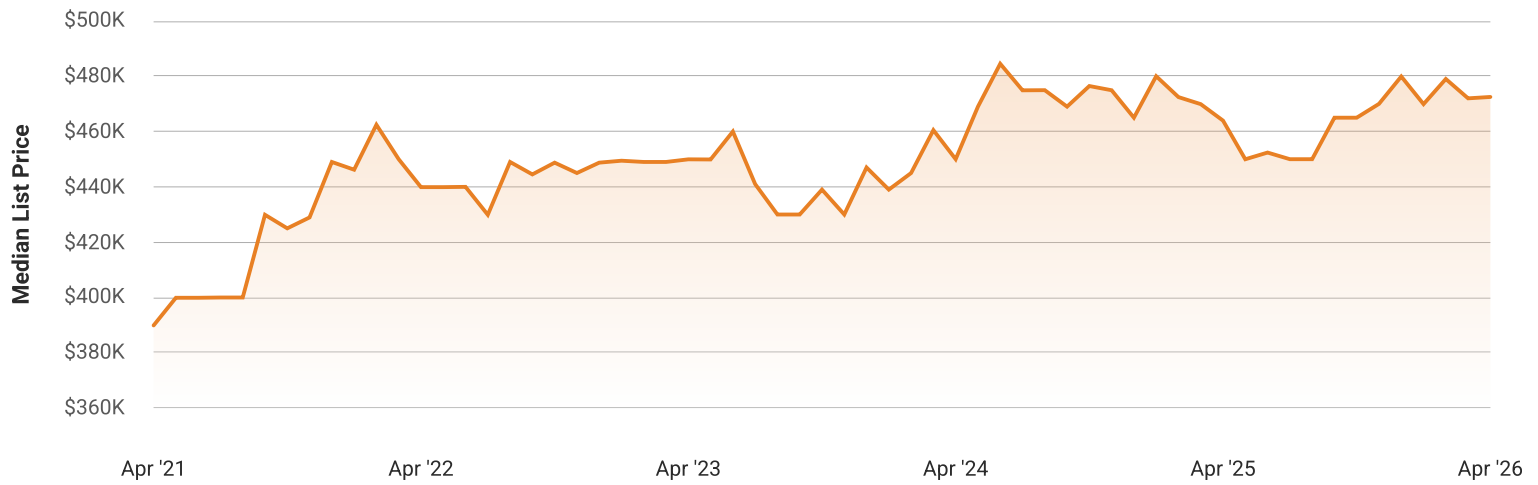
This graphic summarizes key statistics for properties that were in an active status on the last day of each month. RPR uses list date and a derived pending date to determine if the listing was active on the last day of the month. An end-of-month snapshot of active listings helps to understand inventory levels, price points and duration on the market.

Source: Listing sources

Update Frequency: Monthly

Median List Price - \$472,500

↑ 0.1% Month over Month



Apple Valley, California

April 2026 New Pending Listings

Apple Valley, California

Single Family + Condo/Townhouse/Apt.

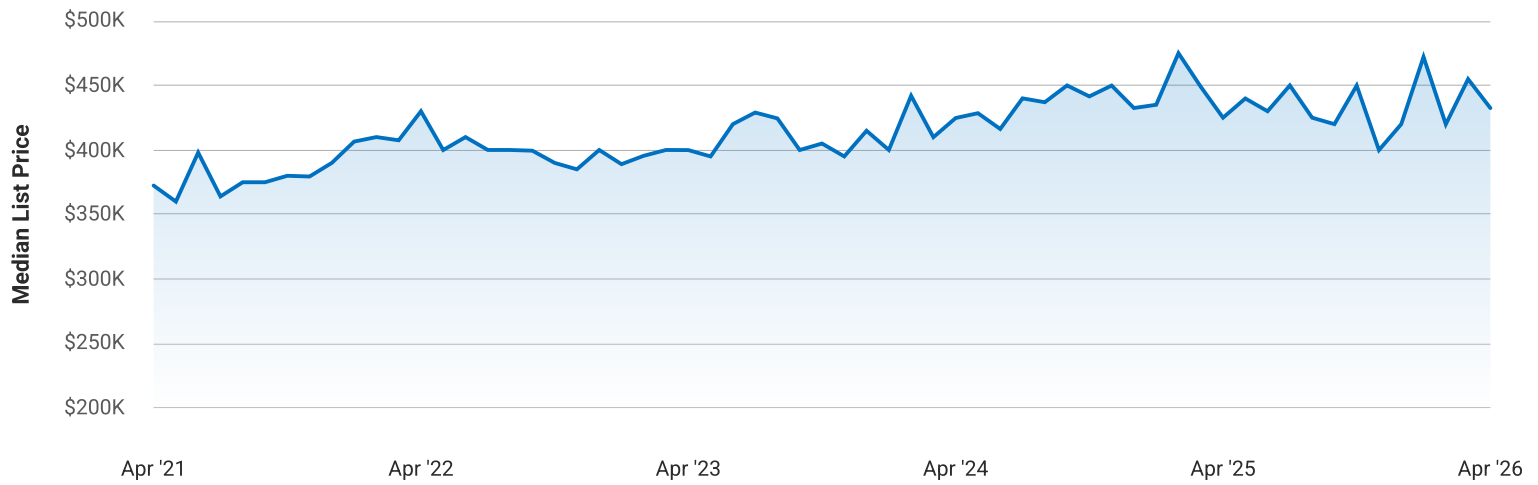
This graphic summarizes key statistics for properties that went into a pending status within each month. RPR uses a derived pending date to determine when a property moved into pending status in the given month. These statistics are important for understanding the market absorption rate and the price point of listings that are being consumed.

Source: Listing sources

Update Frequency: Monthly

Median List Price - \$432,450

↓ 4.9% Month over Month



Apple Valley, California

April 2026 Sold Listings

Apple Valley, California

Single Family + Condo/Townhouse/Apt.

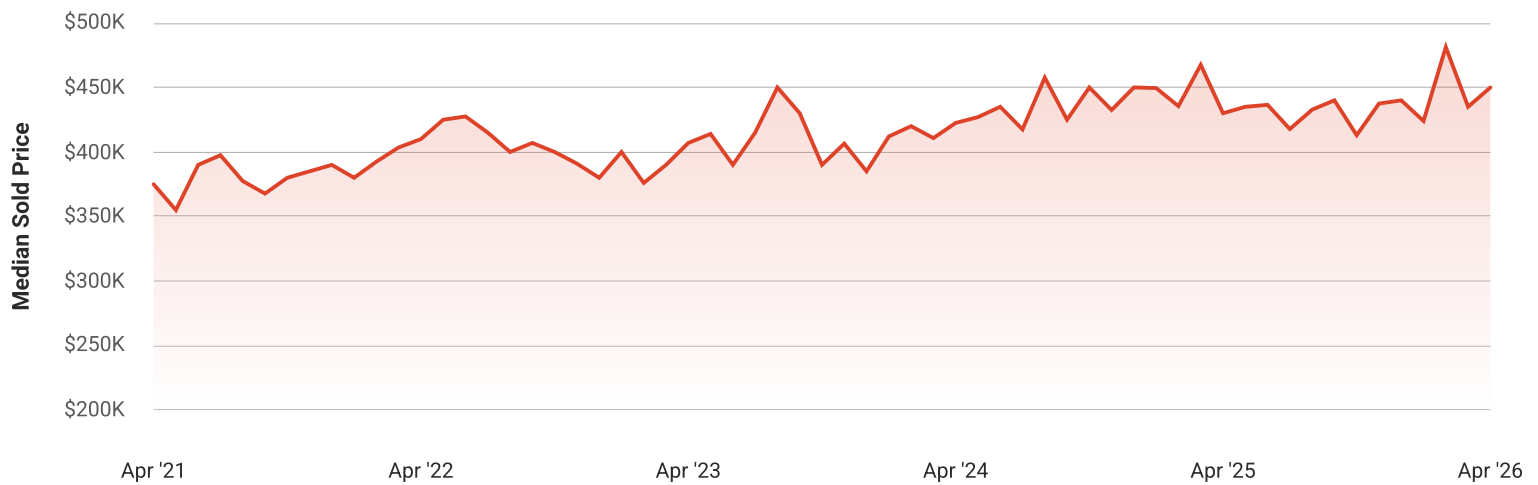
This graphic summarizes key statistics for properties that sold each month. RPR uses a derived sold date to determine when a property moved into a sold status within the given month. These statistics are important for understanding the price points on sold properties as well as the difference between the list price and sold price, which reveals whether buyers are paying over or under the asking price.

Source: Listing sources

Update Frequency: Monthly

Median Sold Price - \$450,000

↑ 3.4% Month over Month



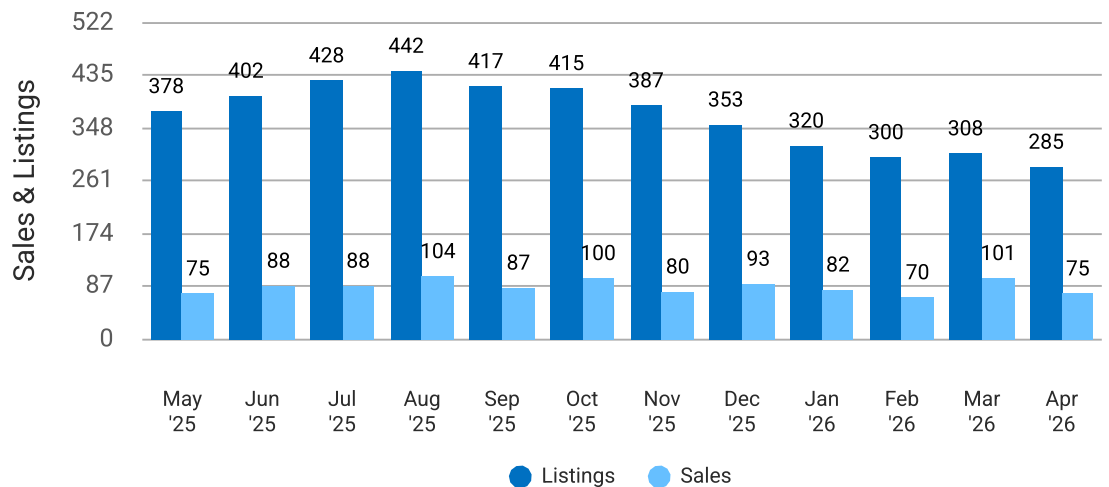
Total Sales and Active Listings in Apple Valley, California

Single Family + Condo/Townhouse/Apt.

This graph compares the number of sales with the number of active listings in the local market.

Source: MLS data where licensed

Update Frequency: Monthly



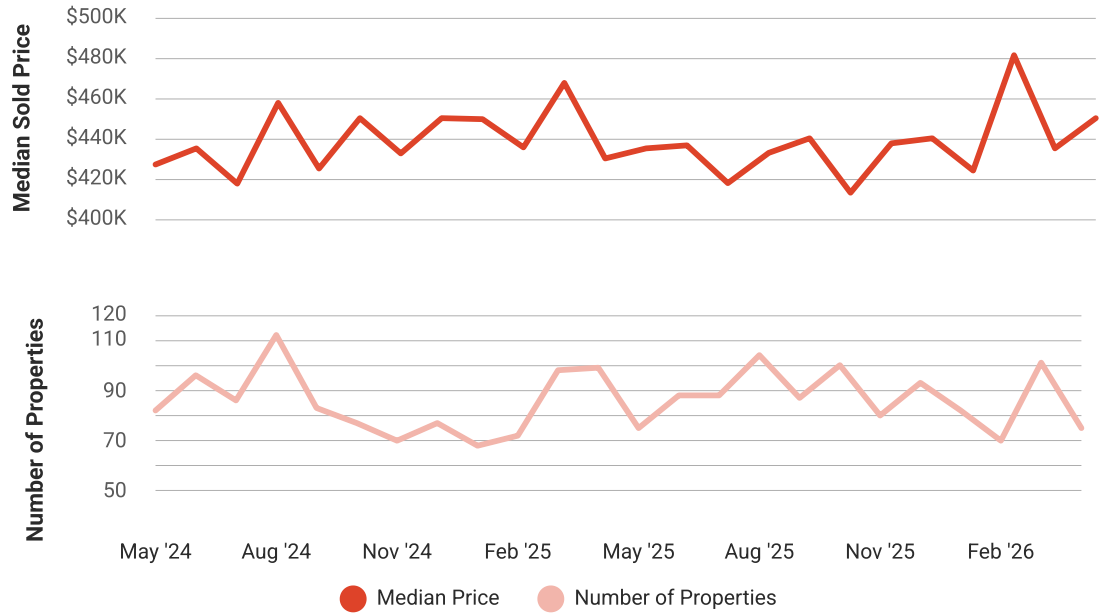
Median Sold Price vs Sold Listings in Apple Valley, California

Single Family + Condo/Townhouse/Apt.

This chart compares the trend of median sold price and number of sold listings for the given location.

Source: Listing Data

Update Frequency: Monthly



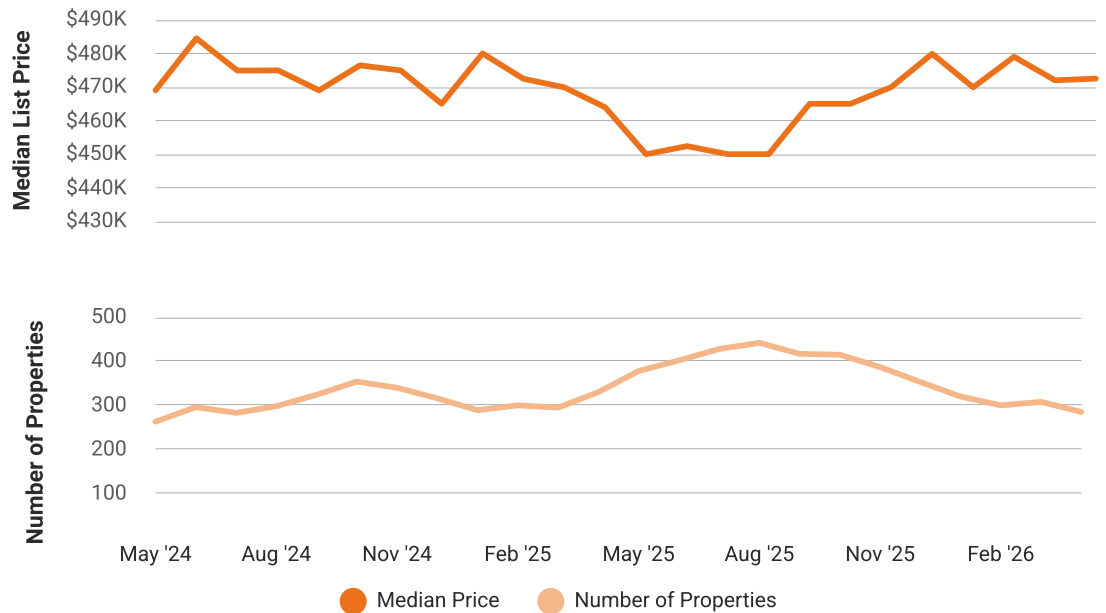
Median List Price vs Active Listings in Apple Valley, California

Single Family + Condo/Townhouse/Apt.

This chart compares the trend of median list price and number of active properties for the given location.

Source: Listing Data

Update Frequency: Monthly



Market Snapshot

Value and Price Changes

	Current	Last Month	Last 3 Months	Last 12 Months	Last 24 Months	Last 36 Months
Median Est. Property Value Last Updated: 4/30/2026	\$465,940	\$460,830 +1.11%	\$453,170 +2.82%	\$464,830 +0.24%	\$445,650 +4.55%	\$425,180 +9.59%
Median Sold Price Last Updated: 4/30/2026	\$450,000	\$435,000 +3.45%	\$424,000 +6.13%	\$430,000 +4.65%	\$422,500 +6.51%	\$407,000 +10.57%
Median List Price Last Updated: 4/30/2026	\$472,500	\$472,000 +0.11%	\$469,904 +0.55%	\$463,950 +1.84%	\$450,000 +5%	\$449,949 +5.01%

About this Data: Because some brokerages may choose not to include their MLS listing content within the RPR platform, the analysis contained in this report may not have been created using all the available listing data within this geographical market. Median estimated property values are generated by a valuation model and are not formal appraisals. Valuations are based on public records and MLS data where licensed. The Metrics displayed here reflect **All Residential Single Family, Condo, Townhouse and Apartment properties** data.

Market Activity

Market Activity Filters

Sort Order: Recently updated

Maximum Properties Per Change Type: 10

Change Types: New Listings, Pending, Closed, Distressed

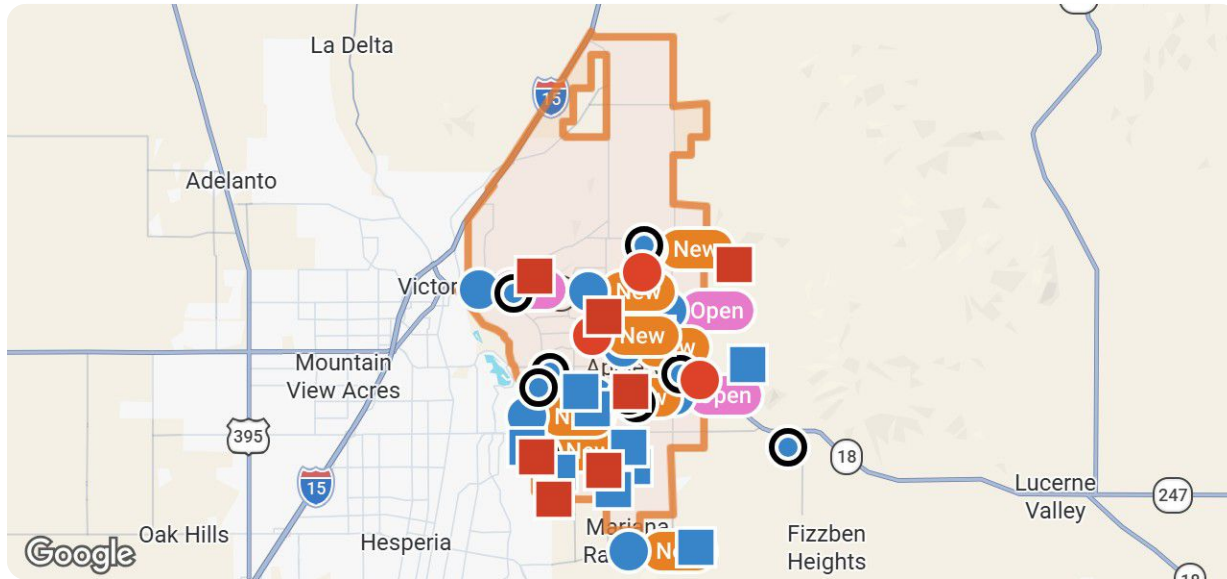
Property Types: Single Family, Condo/Townhouse/Apt, CoOp

Property Features: Sale Price: Any, Lease Price: Any, Beds: Any, Baths: Any, Living Area: Any, Lot Size: Any, Year Built: Any

Apple Valley, California

Summary

For Sale Activity in the Last 3 Months



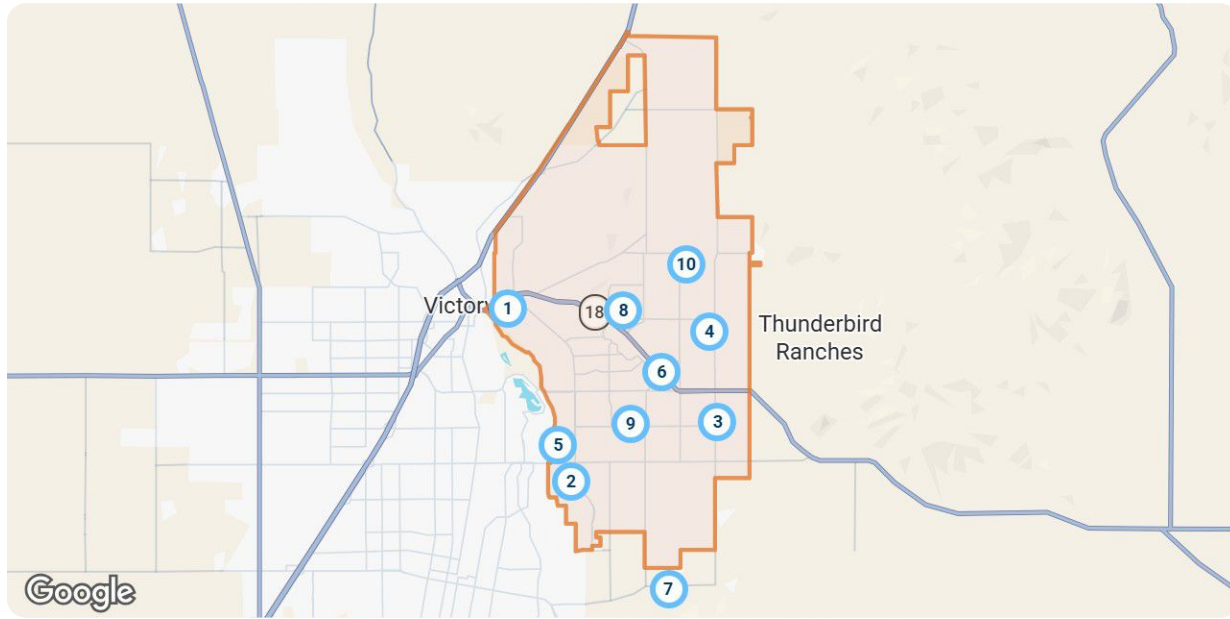
	New	Pending	Closed	Distressed
Number of Properties	10	10	10	10
Lowest Listing Price / Est.Value	\$335,000	\$250,000	\$248,700	\$276,230
Median Listing Price / Est.Value	\$447,000	\$569,000	\$407,500	\$431,000
Highest Listing Price / Est.Value	\$669,900	\$950,000	\$669,500	\$722,630
Average Price / sqft	\$259	\$245	\$262	\$228
Median Price / sqft	\$258	\$231	\$254	\$230
Average Days in RPR	3	59	48	8
Median Days in RPR	2	53	26	7
Total Volume	\$4,611,899	\$5,199,800	\$4,438,050	\$4,410,135
Source	Listings	Listings	Public Records & Listings	Public Records & Listings



Market Activity Breakdown

New

Source: Listings



Legend

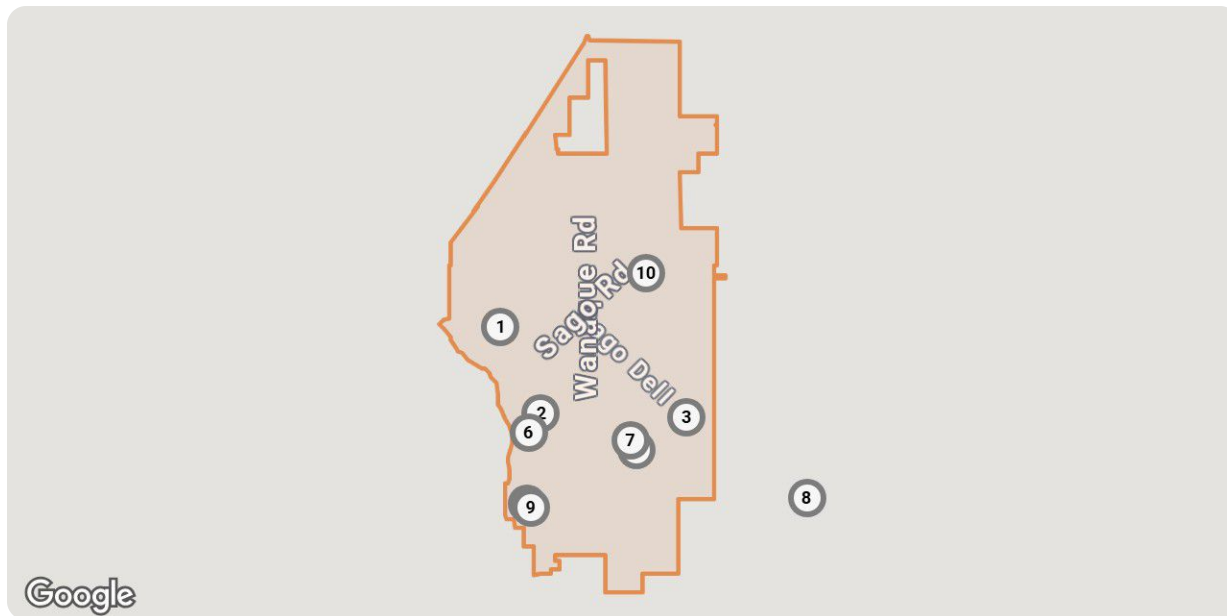
- Active For Sale
- Active Under Contract

New: 10 properties		Property Type	Beds / Baths	Living Area (sq ft)	Lot Size	Year Built	List Date / Days in RPR	List Price / \$ Per Sq Ft
1	 <p>14420 Iroquois Rd Apple Valley, CA 92307 MLS ID: CV26087200 ● Active / For Sale</p> <p><i>Listing Courtesy of FIRST TEAM REAL ESTATE</i></p>	Single Family	3/2	1,445	1.17 acres	1986	5/14/2026 – days	\$340,000 \$235/sq ft
2	 <p>19064 Elm Dr Apple Valley, CA 92308 MLS ID: OC26098840 ● Active / For Sale</p> <p><i>Listing Courtesy of DIPAK RAJYAGURU, BROKER</i></p>	Single Family	2/2	1,267	2,870 sqft	1989	5/13/2026 1 day	\$335,000 \$264/sq ft
3	 <p>22909 Eyota Rd Apple Valley, CA 92308 MLS ID: SW26104982 ● Active / For Sale</p> <p><i>Listing Courtesy of MVP REAL ESTATE & INVESTMENTS</i></p>	Single Family	3/2	1,644	0.41 acres	1989	5/13/2026 1 day	\$339,000 \$206/sq ft
4	 <p>19196 Pine Way Apple Valley, CA 92308 MLS ID: 26830463 ● Active / For Sale</p> <p><i>Listing Courtesy of Stryvin29Enterprise</i></p>	Single Family	2/3	2,446	3,201 sqft	1991	5/6/2026 8 days	\$445,000 \$182/sq ft
5	 <p>13315 Cochise Rd Apple Valley, CA 92308 MLS ID: CV26104936 ● Active / For Sale</p> <p><i>Listing Courtesy of NEXT BROKERAGE</i></p>	Single Family	4/2	2,220	0.46 acres	1988	5/13/2026 1 day	\$625,000 \$282/sq ft

New: 10 properties		Property Type	Beds / Baths	Living Area (sq ft)	Lot Size	Year Built	List Date / Days in RPR	List Price / \$ Per Sq Ft
6	 <p>16639 Dale Evans Pkwy Apple Valley, CA 92307 MLS ID: SW26100895 ● Active / For Sale</p> <p><i>Listing Courtesy of CENTURY 21 MASTERS</i></p>	Single Family	4/2	2,160	0.58 acres	1990	5/9/2026 5 days	\$479,000 \$222/sq ft
7	 <p>8758 Deep Creek Rd Apple Valley, CA 92308 MLS ID: CV26104971 ● Active / For Sale</p> <p><i>Listing Courtesy of KELLER WILLIAMS REALTY COLLEGE PARK</i></p>	Single Family	3/2	1,748	4.8 acres	1961	5/11/2026 3 days	\$549,999 \$315/sq ft
8	 <p>19305 Oneida Rd Apple Valley, CA 92307 MLS ID: SB26101741 ● Active Under Contract / For Sale</p> <p><i>Listing Courtesy of HOME TEAM REALTY</i></p>	Single Family	3/2	1,791	0.61 acres	1984	5/10/2026 4 days	\$449,000 \$251/sq ft
9	 <p>21019 Rambling Rd Apple Valley, CA 92308 MLS ID: BB26103713 ● Active / For Sale</p> <p><i>Listing Courtesy of BRICK AND MORTAR REAL ESTATE GROUP INC.</i></p>	Single Family	2/1	1,080	0.53 acres	1983	5/13/2026 1 day	\$380,000 \$352/sq ft
10	 <p>24236 Cahuilla Rd Apple Valley, CA 92307 MLS ID: CV26103775 ● Active / For Sale</p> <p><i>Listing Courtesy of EXCELLENCE RE REAL ESTATE</i></p>	Single Family	4/4	2,350	2.38 acres	2023	5/12/2026 2 days	\$669,900 \$285/sq ft

Pending

Source: Listings



Legend

● Pending



Apple Valley, California

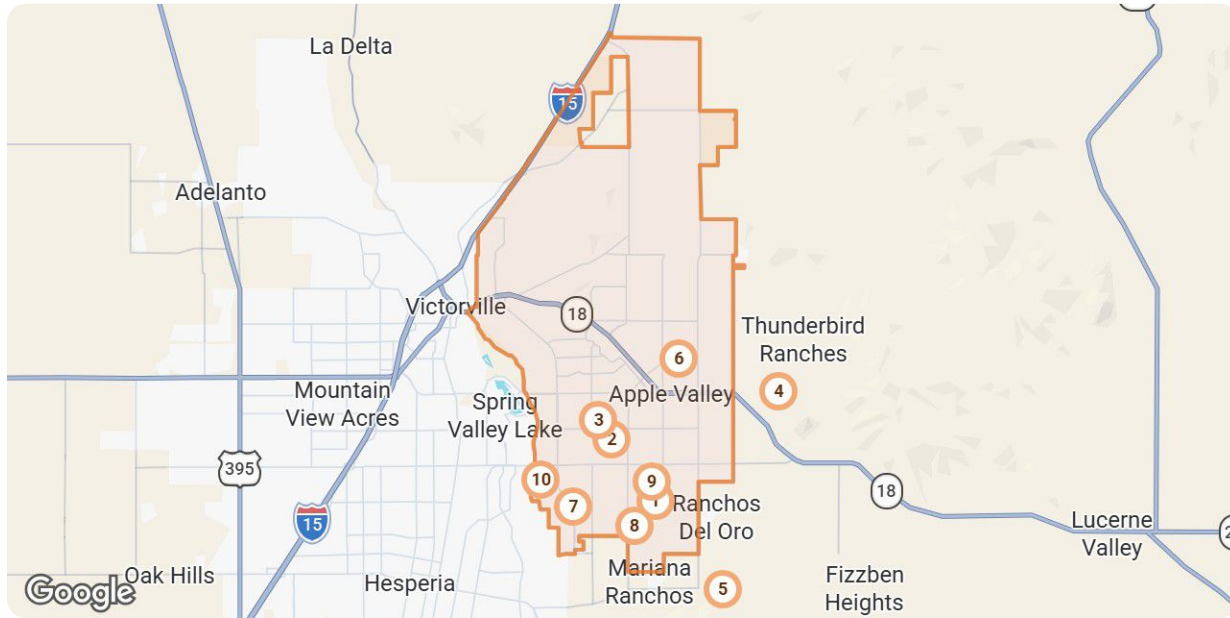
Pending: 10 properties		Property Type	Beds / Baths	Living Area (sq ft)	Lot Size / Year Built	List Date	List Price / \$ Per Sq Ft	Pending Date / Days in RPR
1	 <p>20115 Shoshonee Rd Apple Valley, CA 92307 MLS ID: HD26068254 ● Pending / For Sale</p> <p><i>Listing Courtesy of COLDWELL BANKER HOME SOURCE</i></p>	Single Family	4/2	2,691	1.01 acres 1976	3/31/2026	\$569,000 \$211/sq ft	5/13/2026 43 days
2	 <p>19544 Oneida Rd Apple Valley, CA 92307 MLS ID: HD26036919 ● Pending / For Sale</p> <p><i>Listing Courtesy of COLDWELL BANKER HOME SOURCE</i></p>	Single Family	4/3	3,023	0.64 acres 1997	2/21/2026	\$698,000 \$231/sq ft	4/24/2026 62 days
3	 <p>12902 Casco Rd Apple Valley, CA 92308 MLS ID: CV26041410 ● Pending / For Sale</p> <p><i>Listing Courtesy of RE/MAX TIME REALTY</i></p>	Single Family	3/2	2,180	0.72 acres 2003	3/12/2026	\$475,000 – \$485,000 \$218/sq ft	3/31/2026 19 days
4	 <p>11594 Mountain Meadow Dr Apple Valley, CA 92308 MLS ID: HD26048344 ● Pending / For Sale</p> <p><i>Listing Courtesy of FIRST TEAM REAL ESTATE</i></p>	Single Family	2/2	1,402	4,626 sqft 1994	3/5/2026	\$324,900 \$232/sq ft	5/11/2026 67 days
5	 <p>19262 Monterey St Apple Valley, CA 92308 MLS ID: CV26047750 ● Pending / For Sale</p> <p><i>Listing Courtesy of KELLER WILLIAMS EMPIRE ESTATES</i></p>	Single Family	5/6	4,151	0.43 acres 2007	3/6/2026	\$950,000 \$229/sq ft	3/17/2026 11 days
6	 <p>22820 Via Seco St Apple Valley, CA 92308 MLS ID: HD26024276 ● Pending / For Sale</p> <p><i>Listing Courtesy of COLDWELL BANKER HOME SOURCE</i></p>	Single Family	3/3	2,692	4.01 acres 2020	2/12/2026	\$869,900 \$323/sq ft	4/23/2026 70 days
7	 <p>18730 Chapae Ln Apple Valley, CA 92307 MLS ID: HD25243985 ● Pending / For Sale</p> <p><i>Listing Courtesy of COLDWELL BANKER HOME SOURCE</i></p>	Single Family	4/2	1,988	0.65 acres 1967	10/22/2025	\$395,000 \$199/sq ft	4/15/2026 175 days
8	 <p>19022 Cedar Dr Apple Valley, CA 92308 MLS ID: TR26095221 ● Pending / For Sale</p> <p><i>Listing Courtesy of TOP PRODUCERS REALTY PARTNERS</i></p>	Single Family	2/2	1,195	4,251 sqft 1989	5/1/2026	\$250,000 \$209/sq ft	5/12/2026 11 days
9	 <p>17794 Cabazon Rd Apple Valley, CA 92307 MLS ID: 25631157 ● Pending / For Sale</p> <p><i>Listing Courtesy of The Proud Crowd Inc.</i></p>	Single Family	4/2	2,006	0.26 acres 2015	1/2/2026	\$548,000 \$273/sq ft	5/5/2026 123 days
10	 <p>Kasson Ct Apple Valley, CA 92307 MLS ID: HD26075849 ● Pending / For Sale</p> <p><i>Listing Courtesy of COLDWELL BANKER HOME SOURCE PR</i></p>	Single Family	4/2	1,980	0.45 acres 2026	4/11/2026	\$595,000 \$301/sq ft	4/17/2026 6 days



Apple Valley, California

Closed

Source: Public Records and Listings



Legend

● Closed

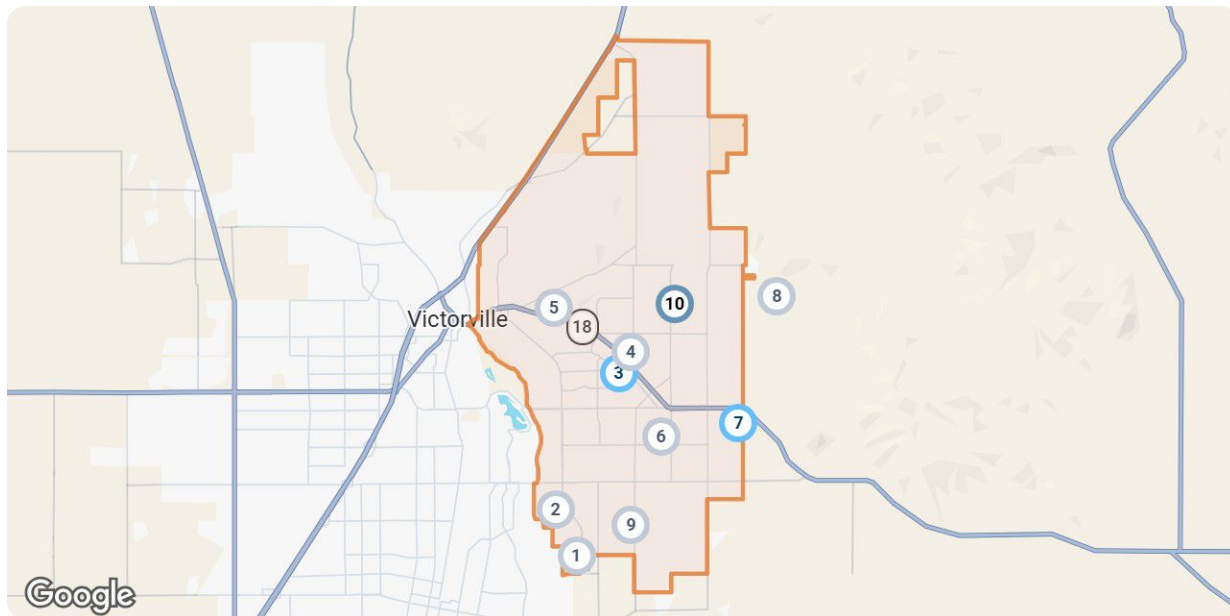
Closed: 10 properties		Property Type	Beds / Baths	Living Area (sq ft)	Lot Size / Year Built	Closed Date / Days in RPR	Closed Price / \$ Per Sq Ft	List to Sold Price %
1	 <p>21944 Tussing Ranch Rd Apple Valley, CA 92308 MLS ID: HD26076382 ■ Closed / For Sale <i>Courtesy of KELLER WILLIAMS HIGH DESERT</i></p>	Single Family	3/2	1,666	0.51 acres 1988	5/9/2026 - days	\$395,000 \$237/sq ft	↓ 1%
2	 <p>20276 Itasca Rd Apple Valley, CA 92308 MLS ID: HD26060818 ■ Closed / For Sale <i>Courtesy of KELLER WILLIAMS HIGH DESERT</i></p>	Single Family	4/2	2,450	0.7 acres 1968	5/13/2026 13 days	\$484,000 \$198/sq ft	↑ 1.04%
3	 <p>21940 Biloxi Rd Apple Valley, CA 92307 MLS ID: HD26048621 ■ Closed / For Sale <i>Courtesy of COLDWELL BANKER HOME SOURCE</i></p>	Single Family	3/2	1,449	0.87 acres 1988	5/13/2026 16 days	\$400,000 \$276/sq ft	↑ 1.27%
4	 <p>21928 Isatis Ave Apple Valley, CA 92307 MLS ID: CV25215650 ■ Closed / For Sale <i>Courtesy of CALIFORNIA PRIME REAL ESTATE</i></p>	Single Family	3/2	1,684	0.69 acres 1987	5/12/2026 166 days	\$432,950 \$257/sq ft	↓ 0.45%
5	 <p>19333 Wildwood Ct Apple Valley, CA 92308 MLS ID: CV26051361 ■ Closed / For Sale <i>Courtesy of KELLER WILLIAMS EMPIRE ESTATES</i></p>	Single Family	3/2	1,632	5,762 sqft 2012	5/12/2026 24 days	\$380,000 \$233/sq ft	-



Closed: 10 properties		Property Type	Beds / Baths	Living Area (sq ft)	Lot Size / Year Built	Closed Date / Days in RPR	Closed Price / \$ Per Sq Ft	List to Sold Price %
6	 <p>Indigo Rd Apple Valley, CA 92307 MLS ID: SW25270939 Closed / For Sale</p> <p><i>Courtesy of LGI REALTY-CALIFORNIA, LLC</i></p>	Single Family	4/2	2,033	0.42 acres 2025	5/11/2026 90 days	\$632,900 \$311/sq ft	-
7	 <p>11689 Ash St Apple Valley, CA 92308 MLS ID: IV26015177 Closed / For Sale</p> <p><i>Courtesy of BARNES REAL ESTATE</i></p>	Single Family	2/2	990	2,308 sqft 1988	5/8/2026 46 days	\$248,700 \$251/sq ft	↑ 1.51%
8	 <p>21018 Little Beaver Rd Apple Valley, CA 92308 MLS ID: DW26102708 Closed / For Sale</p> <p><i>Courtesy of EXCELLENCE RE REAL ESTATE, INC.</i></p>	Single Family	3/2	1,144	0.4 acres 1975	5/12/2026 - days	\$415,000 \$363/sq ft	↑ 5.06%
9	 <p>10788 Green Valley Rd Apple Valley, CA 92308 MLS ID: OC26062430 Closed / For Sale</p> <p><i>Courtesy of KELLER WILLIAMS COASTAL PROPER</i></p>	Single Family	2/2	1,768	5,501 sqft 2006	5/11/2026 27 days	\$380,000 \$215/sq ft	↓ 1.3%
10	 <p>16397 Kasota Rd Apple Valley, CA 92307 MLS ID: HD26072451 Closed / For Sale</p> <p><i>Courtesy of KELLER WILLIAMS HIGH DESERT</i></p>	Single Family	3/2	2,424	0.58 acres 1995	5/11/2026 4 days	\$669,500 \$276/sq ft	↓ 0.81%

Distressed











Source: Public Records and Listings



Legend

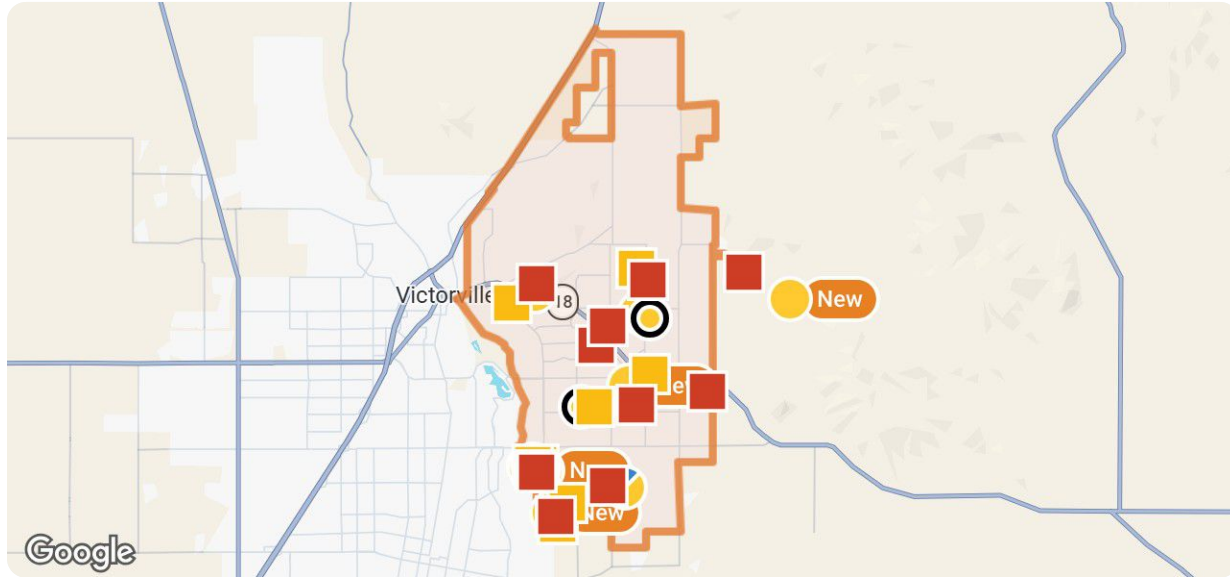
- Active For Sale
- Closed
- Off Market, Hold, Withdrawn, Expired, or Canceled



Distressed: 10 properties		Property Type	Beds / Baths	Living Area (sq ft)	Lot Size / Year Built	List Date / Days in RPR	List Price / \$ Per Sq Ft	Distressed Date / Type
1	 <p>19196 Pine Way Apple Valley, CA 92308 MLS ID: 26830463 ● Active / For Sale</p> <p><i>Listing Courtesy of Stryin29Enterprise</i></p>	Single Family	2/3	2,446	3,201 sqft 1991	5/6/2026 8 days	\$445,000 \$182/sq ft	3/9/2026 In Foreclosure
2	 <p>19055 Majela Rd Apple Valley, CA 92307 MLS ID: HD26104414 ● Active / For Sale</p> <p><i>Listing Courtesy of KELLER WILLIAMS HIGH DESERT</i></p>	Single Family	4/3	2,788	0.67 acres 1988	5/13/2026 1 day	\$465,000 \$167/sq ft	4/13/2026 Notice of Default
3	 <p>12833 Algonquin Rd Apple Valley, CA 92308 MLS ID: PW26091914 ● Active / For Sale</p> <p><i>Listing Courtesy of HOME SAVER REALTY</i></p>	Single Family	3/2	1,817	0.41 acres 2016	4/28/2026 16 days	\$465,000 \$256/sq ft	4/14/2026 Notice Of Default
4	 <p>11734 Chimayo Rd Apple Valley, CA 92308 ■ Off Market / Public Record</p>	Single Family	3/2	1,100	0.41 acres 1985	- - days	- \$352/sq ft	4/23/2026 Notice of Default
5	 <p>13616 Kasanka Trl Apple Valley, CA 92308 ■ Off Market / Public Record</p>	Single Family	5/3	3,171	0.46 acres 2003	- - days	- \$228/sq ft	4/24/2026 Notice of Default
6	 <p>8885 Corto Rd Apple Valley, CA 92308 ■ Off Market / Public Record</p>	Single Family	3/2	1,404	2.5 acres 1989	- - days	- \$234/sq ft	4/24/2026 Notice of Foreclosure Sale
7	 <p>15976 Acoma Rd Apple Valley, CA 92307 MLS ID: CV26101376 ● Active / For Sale</p> <p><i>Listing Courtesy of REALTY ONE GROUP WEST</i></p>	Single Family	2/2	1,652	0.81 acres 1988	5/9/2026 5 days	\$417,000 \$252/sq ft	4/22/2026 Short Sale
8	 <p>19011 Primrose Ln Apple Valley, CA 92308 ■ Off Market / Public Record</p>	Single Family	2/2	1,189	2,905 sqft 1995	- - days	- \$232/sq ft	3/4/2026 Notice of Default
9	 <p>19505 Arcata Rd Apple Valley, CA 92307 ■ Closed / Public Record</p>	Single Family	3/3	3,270	0.54 acres 2007	- - days	- \$225/sq ft	4/17/2026 Notice of Foreclosure Sale
10	 <p>15424 Desert Star Rd Apple Valley, CA 92307 ■ Off Market / Public Record</p>	Single Family	2/2	1,728	1.13 acres 1981	- - days	- \$207/sq ft	3/13/2026 Notice of Default

Summary

For Lease Activity in the Last 3 Months

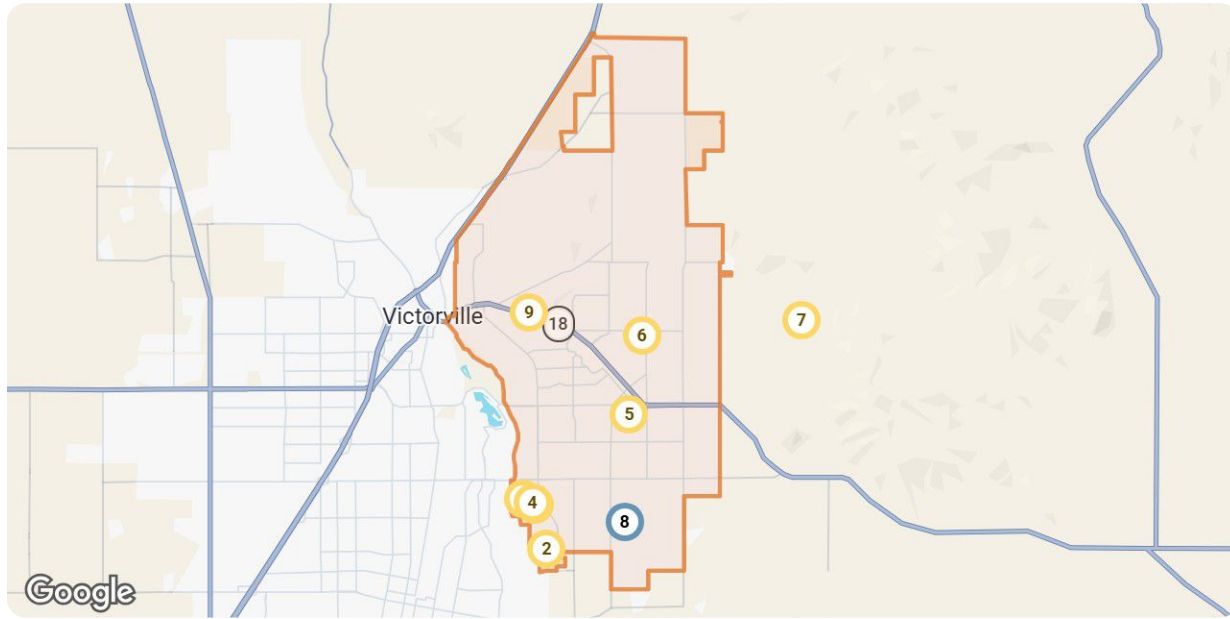


	New	Pending	Closed	Distressed
Number of Properties	8	4	10	10
Lowest Listing Price / Est.Value	\$1,675	\$1,750	\$1,500	\$276,230
Median Listing Price / Est.Value	\$2,225	\$1,998	\$2,220	\$443,340
Highest Listing Price / Est.Value	\$3,495	\$790,000	\$2,700	\$722,630
Average Price / sqft	\$2	\$60	\$2	\$239
Median Price / sqft	\$2	\$2	\$2	\$233
Average Days in RPR	25	21	24	-
Median Days in RPR	19	10	20	-
Total Volume	\$18,669	\$795,745	\$21,285	\$4,930,165
Source	Listings	Listings	Public Records & Listings	Public Records & Listings

Market Activity Breakdown

New




Source: Listings



Legend

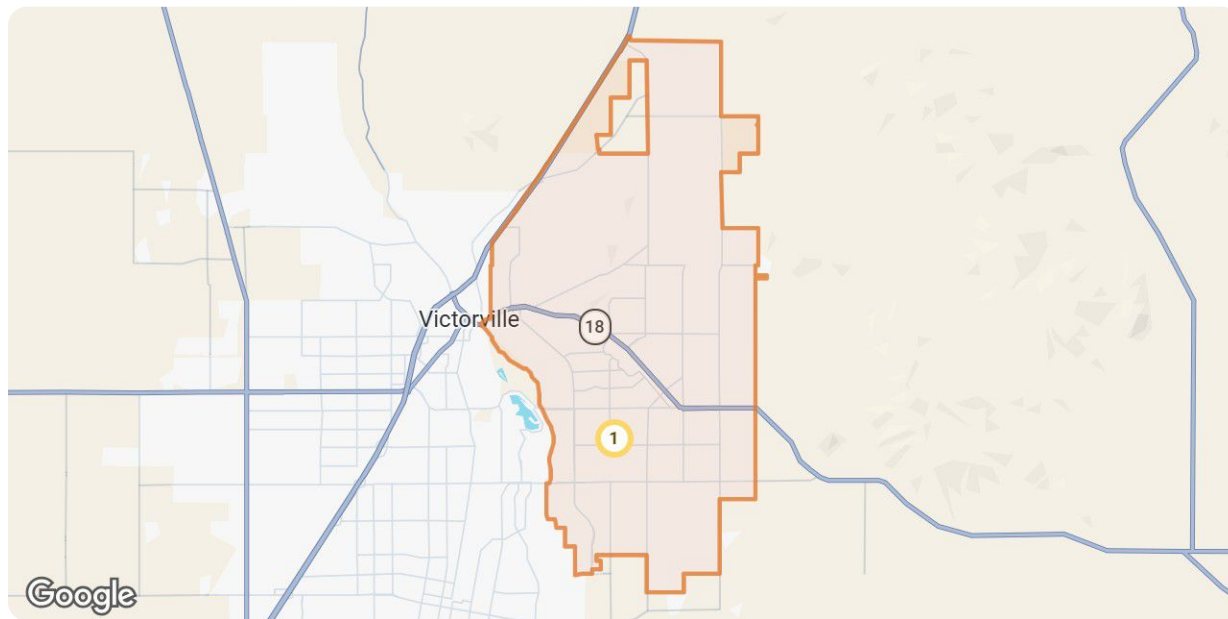
● Active For Lease

New: 8 properties		Property Type	Beds / Baths	Living Area (sq ft)	Lot Size	Year Built	List Date / Days in RPR	List Price / \$ Per Sq Ft
1	 <p>14080 Mohawk Rd Apple Valley, CA 92307 MLS ID: CV26077010 ● Active / For Lease</p> <p><i>Courtesy of PAK HOME REALTY</i></p>	Single Family	2/2	748	1.09 acres	1987	4/13/2026 31 days	\$1,850 mo. \$2/sq ft
2	 <p>12525 Kiowa Rd Apple Valley, CA 92308 MLS ID: 26827711 ● Active / For Lease</p> <p><i>Courtesy of Erik Ibarra</i></p>	Single Family	2/1	799	0.43 acres	1985	4/30/2026 14 days	\$1,675 mo. \$2/sq ft
3	 <p>14198 Kiowa Rd Apple Valley, CA 92307 MLS ID: 26814867 ● Active / For Lease</p> <p><i>Courtesy of Erik Ibarra</i></p>	Single Family	3/2	1,590	1 acre	1974	4/27/2026 17 days	\$2,249 mo. \$1/sq ft
4	 <p>19248 Palm Way Apple Valley, CA 92308 MLS ID: HD26058243 ● Active / For Lease</p> <p><i>Courtesy of CAPITAL DEVELOPMENT REALTY SERVICES INC.</i></p>	Single Family	2/2	1,202	3,118 sqft	1989	3/17/2026 58 days	\$1,800 mo. \$1/sq ft
5	 <p>21181 Balsa St Apple Valley, CA 92308 MLS ID: CV26092815 ● Active / For Lease</p> <p><i>Courtesy of RED YOUR BROKER</i></p>	Single Family	3/2	1,080	0.46 acres	1985	4/29/2026 15 days	\$2,500 mo. \$2/sq ft

New: 8 properties		Property Type	Beds / Baths	Living Area (sq ft)	Lot Size	Year Built	List Date / Days in RPR	List Price / \$ Per Sq Ft
6	 <p>16515 Montauk Rd Apple Valley, CA 92307 MLS ID: HD26075623 ● Active / For Lease</p> <p><i>Courtesy of CAPITAL DEVELOPMENT REALTY SERVICES INC.</i></p>	Single Family	3/2	1,212	0.49 acres	2003	4/8/2026 36 days	\$2,200 mo. \$2/sq ft
7	 <p>18328 Symeron Rd Apple Valley, CA 92307 MLS ID: HD26087301 ● Active / For Lease</p> <p><i>Courtesy of ALAM REALTY</i></p>	Single Family	4/4	2,100	0.79 acres	2024	4/23/2026 21 days	\$3,495 mo. \$2/sq ft
8	 <p>19145 Tomahawk Rd Apple Valley, CA 92307 MLS ID: HD26095914 ● Active / For Lease</p> <p><i>Courtesy of GRAND VISTA REALTY</i></p>	Single Family	3/2	1,640	0.7 acres	1974	5/4/2026 10 days	\$2,900 mo. \$2/sq ft



Pending

Source: Listings







Legend

- Active For Lease
- Pending

Pending: 4 properties		Property Type	Beds / Baths	Living Area (sq ft)	Lot Size / Year Built	List Date	List Price / \$ Per Sq Ft	Pending Date / Days in RPR
1	 <p>16115 Apple Valley Rd Apple Valley, CA 92307 MLS ID: IG26077499 ● Pending / For Lease</p> <p><i>Courtesy of WILLS ESTATE BROKER</i></p>	Condo/Townhouse/Apt.	3/3	1,525	0.95 acres 2012	4/10/2026	\$2,000 mo. \$1/sq ft	4/17/2026 7 days
2	 <p>19277 Stratford Way Apple Valley, CA 92308 MLS ID: HD26075826 ● Pending / For Sale and For Lease</p> <p><i>Listing Courtesy of COLDWELL BANKER HOME SOURCE</i></p>	Single Family	3/4	3,351	0.41 acres 2006	4/8/2026	\$790,000 \$236/sq ft	4/20/2026 12 days

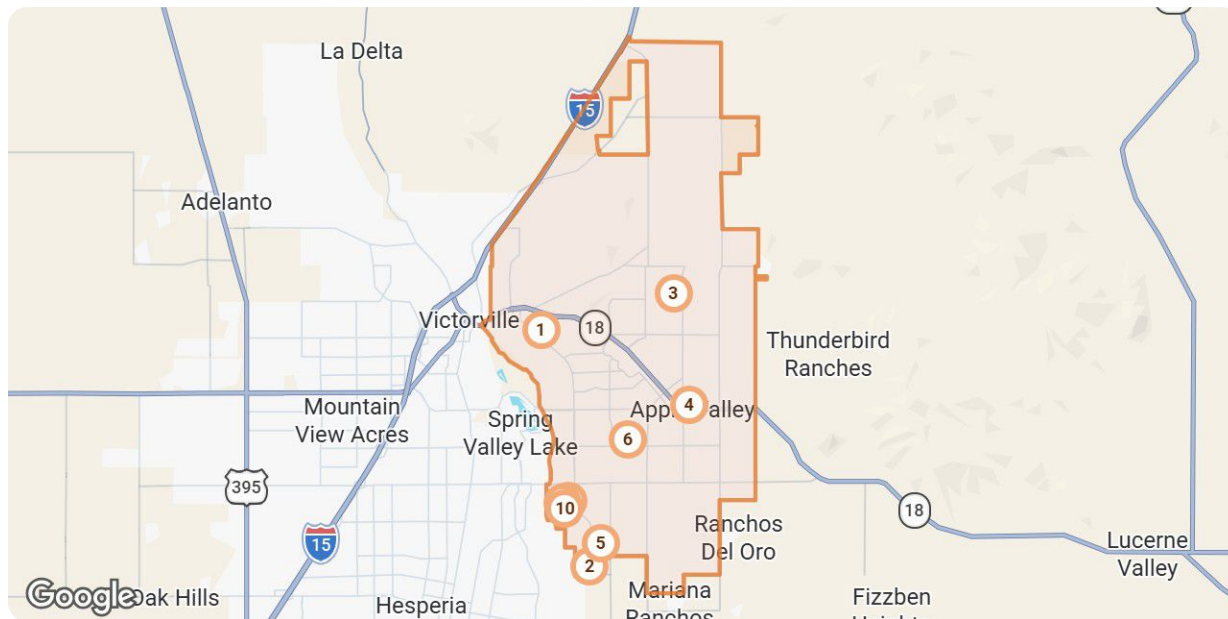


Pending: 4 properties		Property Type	Beds / Baths	Living Area (sq ft)	Lot Size / Year Built	List Date	List Price / \$ Per Sq Ft	Pending Date / Days in RPR
	 22276 Minnetonka Rd Apple Valley, CA 92308 MLS ID: HD26067922  Pending / For Lease <i>Courtesy of ROSE REALTY PROPERTY MANAGEMENT</i>	Single Family	2/2	948	0.43 acres 1987	3/30/2026	\$1,750 mo. \$2/sq ft	4/7/2026 8 days

	 13508 Mohawk Rd Apple Valley, CA 92308 MLS ID: CV26036278  Pending / For Lease <i>Courtesy of CENTURY 21 EXPERIENCE</i>	Condo/Townhouse/Apt.	3/2	1,500	0.49 acres 1985	3/3/2026	\$1,995 mo. \$1/sq ft	4/27/2026 55 days
---	--	----------------------	-----	-------	--------------------	----------	--------------------------	----------------------




Closed




Source: Public Records and Listings



















Legend

 Closed

Closed: 10 properties		Property Type	Beds / Baths	Living Area (sq ft)	Lot Size / Year Built	Closed Date / Days in RPR	Closed Price / \$ Per Sq Ft	List to Sold Price %
	 11571 Park Ln Apple Valley, CA 92308 MLS ID: CV26086904  Closed / For Lease <i>Courtesy of PRICE REAL ESTATE GROUP INC</i>	Condo/Townhouse/Apt.	2/2	1,200	2,870 sqft 2002	5/13/2026 15 days	- \$2/sq ft	-

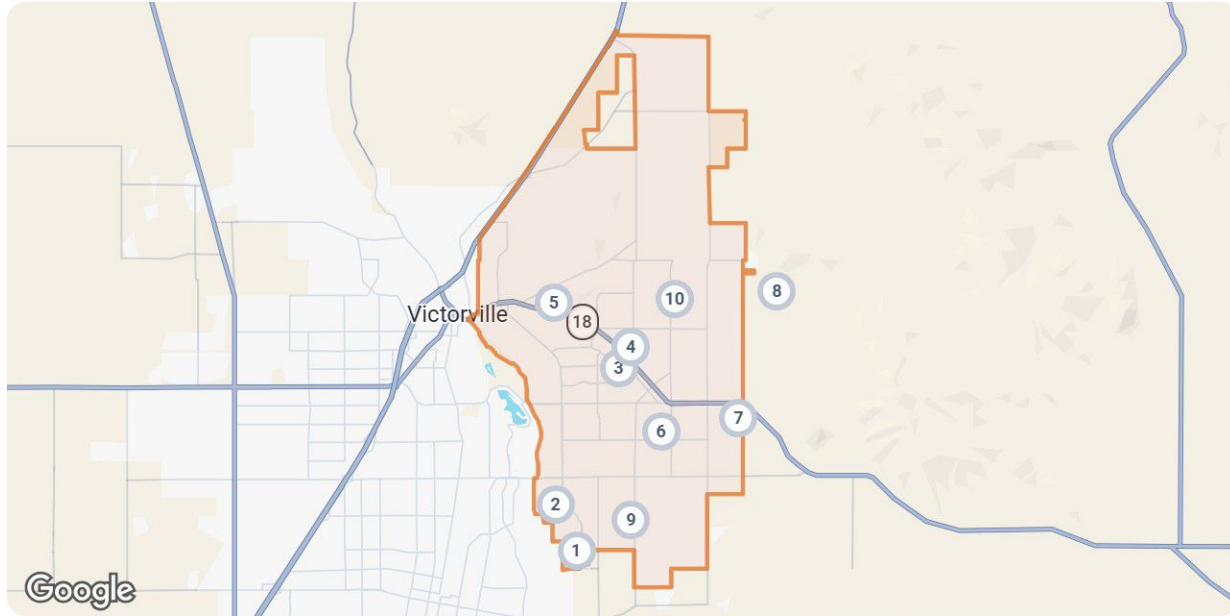
	 14756 Hopi Rd Apple Valley, CA 92307 MLS ID: HD26079292  Closed / For Lease <i>Courtesy of WESTBROOK NATIONAL REAL ESTATE</i>	Single Family	3/2	1,314	1.25 acres 1990	5/11/2026 23 days	- \$2/sq ft	-
---	--	---------------	-----	-------	--------------------	----------------------	----------------	---

	 11687 Maple St Apple Valley, CA 92308 MLS ID: HD26030542  Closed / For Lease <i>Courtesy of ROSE REALTY PROPERTY MANAGEMENT</i>	Single Family	2/2	1,267	2,975 sqft 1989	3/20/2026 13 days	- \$1/sq ft	-
---	--	---------------	-----	-------	--------------------	----------------------	----------------	---

Closed: 10 properties		Property Type	Beds / Baths	Living Area (sq ft)	Lot Size / Year Built	Closed Date / Days in RPR	Closed Price / \$ Per Sq Ft	List to Sold Price %
	 11670 Oak St Apple Valley, CA 92308 MLS ID: HD26032255 Closed / For Lease <i>Courtesy of COLDWELL BANKER HOME SOURCE</i>	Single Family	2/2	1,196	3,201 sqft 1994	3/23/2026 39 days	- \$2/sq ft	-
	 10495 Bridge Haven Rd Apple Valley, CA 92308 MLS ID: IG26044508 Closed / For Lease <i>Courtesy of COZY CABINS REALTY</i>	Single Family	2/2	1,205	4,129 sqft 2006	5/6/2026 31 days	- \$2/sq ft	-
	 19453 Sunrise Rd Apple Valley, CA 92308 MLS ID: HD26031997 Closed / For Lease <i>Courtesy of HANEY REALTY, INC.</i>	Single Family	2/2	1,205	4,700 sqft 2007	3/13/2026 9 days	- \$2/sq ft	-
	 13250 Ivanpah Rd Apple Valley, CA 92308 MLS ID: CV26084917 Closed / For Lease <i>Courtesy of PLEASANT HILL REAL ESTATE GROUP</i>	Single Family	4/2	2,083	0.47 acres 2000	4/29/2026 9 days	- \$1/sq ft	-
	 19125 Ottawa Rd Apple Valley, CA 92308 MLS ID: 26637661 Closed / For Lease <i>Courtesy of HxP Real Estate, Inc.</i>	Single Family	3/2	1,804	3.08 acres 1979	3/6/2026 52 days	- \$1/sq ft	-
	 12401 Tesuque Rd Apple Valley, CA 92308 MLS ID: HD26086047 Closed / For Lease <i>Courtesy of DESTINY REAL ESTATE</i>	Single Family	3/2	1,506	0.42 acres 2003	5/8/2026 17 days	- \$1/sq ft	-
	 22854 Eyota Rd Apple Valley, CA 92308 MLS ID: HD26011624 Closed / For Lease <i>Courtesy of SHIRLEY ANN BELL, BROKER</i>	Single Family	3/2	1,316	0.45 acres 1978	2/17/2026 32 days	- \$2/sq ft	-








Distressed


Source: Public Records and Listings



Legend

- Closed
- Off Market, Hold, Withdrawn, Expired, or Canceled

Distressed: 10 properties		Property Type	Beds / Baths	Living Area (sq ft)	Lot Size / Year Built	List Date / Days in RPR	List Price / \$ Per Sq Ft	Distressed Date / Type
1	 <p>11734 Chimayo Rd Apple Valley, CA 92308 ■ Off Market / Public Record</p>	Single Family	3/2	1,100	0.41 acres 1985	- - days	- \$352/sq ft	4/23/2026 Notice of Default
2	 <p>13616 Kasanka Trl Apple Valley, CA 92308 ■ Off Market / Public Record</p>	Single Family	5/3	3,171	0.46 acres 2003	- - days	- \$228/sq ft	4/24/2026 Notice of Default
3	 <p>8885 Corto Rd Apple Valley, CA 92308 ■ Off Market / Public Record</p>	Single Family	3/2	1,404	2.5 acres 1989	- - days	- \$234/sq ft	4/24/2026 Notice of Foreclosure Sale
4	 <p>19196 Pine Way Apple Valley, CA 92308 ■ Off Market / Public Record</p>	Single Family	2/3	2,446	3,200 sqft 1991	- - days	- \$158/sq ft	3/9/2026 Notice of Default
5	 <p>19011 Primrose Ln Apple Valley, CA 92308 ■ Off Market / Public Record</p>	Single Family	2/2	1,189	2,905 sqft 1995	- - days	- \$232/sq ft	3/4/2026 Notice of Default
6	 <p>12833 Algonquin Rd Apple Valley, CA 92308 ■ Off Market / Public Record</p>	Single Family	3/2	1,817	0.41 acres 2016	- - days	- \$275/sq ft	4/14/2026 Notice of Foreclosure Sale
7	 <p>19505 Arcata Rd Apple Valley, CA 92307 ■ Closed / Public Record</p>	Single Family	3/3	3,270	0.54 acres 2007	- - days	- \$225/sq ft	4/17/2026 Notice of Foreclosure Sale

Distressed: 10 properties		Property Type	Beds / Baths	Living Area (sq ft)	Lot Size / Year Built	List Date / Days in RPR	List Price / \$ Per Sq Ft	Distressed Date / Type
8	 15424 Desert Star Rd Apple Valley, CA 92307 Off Market / Public Record	Single Family	2/2	1,728	1.13 acres 1981	- - days	- \$207/sq ft	3/13/2026 Notice of Default
9	 10247 Kiowa Rd Apple Valley, CA 92308 Off Market / Public Record	Single Family	4/3	2,729	4.32 acres 2007	- - days	- \$262/sq ft	4/16/2026 Notice of Foreclosure Sale
10	 22330 Rosita Dr Apple Valley, CA 92307 Off Market / Public Record	Single Family	5/3	2,552	2.06 acres 2023	- - days	- \$279/sq ft	3/27/2026 Notice of Default

About RPR

- RPR® is the nation's largest property database, exclusively for REALTORS®. It empowers REALTORS® to help buyers and sellers make informed decisions, backed by a real estate database covering more than 160 million residential and commercial properties in the United States.
- RPR is a wholly owned subsidiary of the National Association of REALTORS® and a member benefit to REALTORS®.
- RPR's data sources range from MLSs and county-level tax and assessment offices, to the U.S. Census and FEMA, to specialty data set providers such as Esri (consumer data), Niche (school information) and Precisely (geographic boundaries).

Learn More

For more information about RPR, please visit RPR's public website: <https://blog.narrpr.com>

