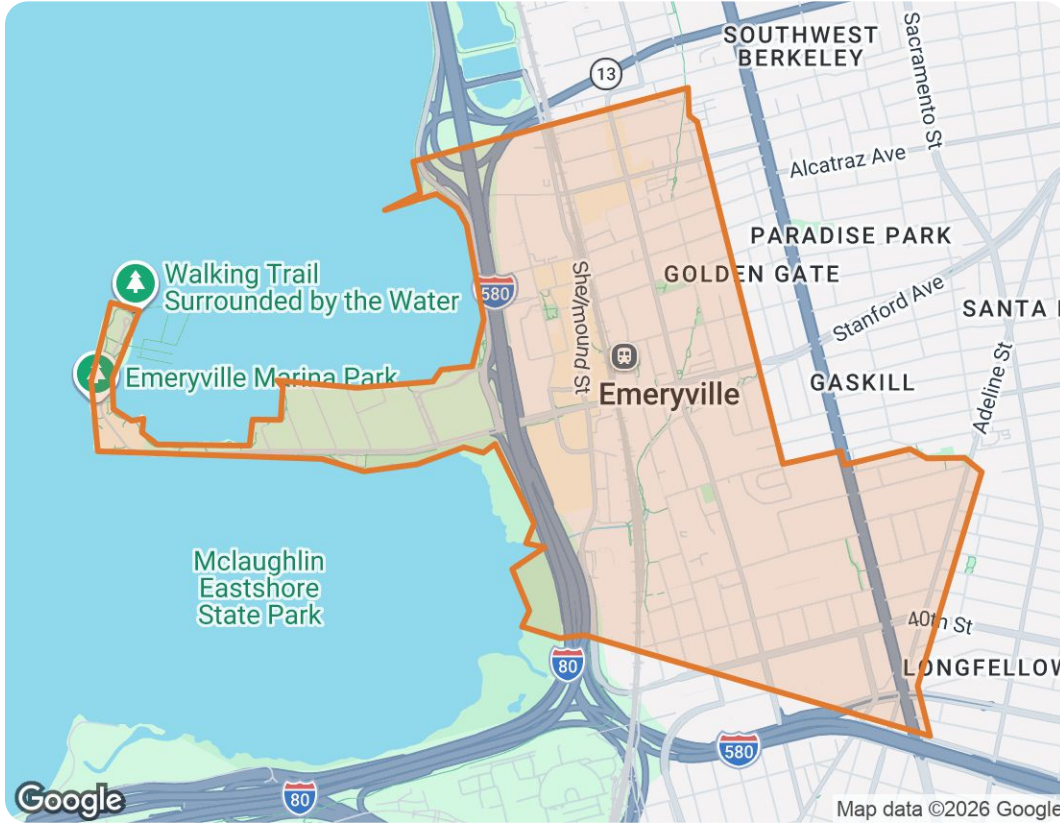


Emeryville, California



The biggest buyer rebates and lowest selling fees in real estate – without sacrificing full-service support, 7 days a week.

ShopProp Licensed CA, WA, HI, AZ, MI, TX, VA, CO

📞 Office (888) 821-0556

✉️ team@shopprop.com

🌐 www.shopprop.com

Shop|Prop

ShopProp Inc.

Market Trends

Market Trends for Emeryville, California

Single Family + Condo/Townhouse/Apt.

May 2026

Market Type

**Seller's
Market**

Balanced
Market

Buyer's
Market

Key Details

<p>Months of Inventory</p> <p>3.38</p> <p>↑ 5.63% MoM</p>	<p>Sold to List Price %</p> <p>110.2%</p> <p>↑ 4.5% MoM</p>	<p>Median Days in RPR</p> <p>16</p> <p>↓ 30.43% MoM</p>	<p>Median Sold Price</p> <p>\$830,000</p> <p>↑ 43.1% MoM</p>
--	--	--	---

May 2026 Median Estimated Property Value

Single Family + Condo/Townhouse/Apt.

This graphic displays property estimates for a market area and a subject property, where one has been selected. Estimated property values are generated by a valuation model and are not formal appraisals.

Source: Public records, and MLS sources where licensed

Update Frequency: Monthly

Median Estimated Value

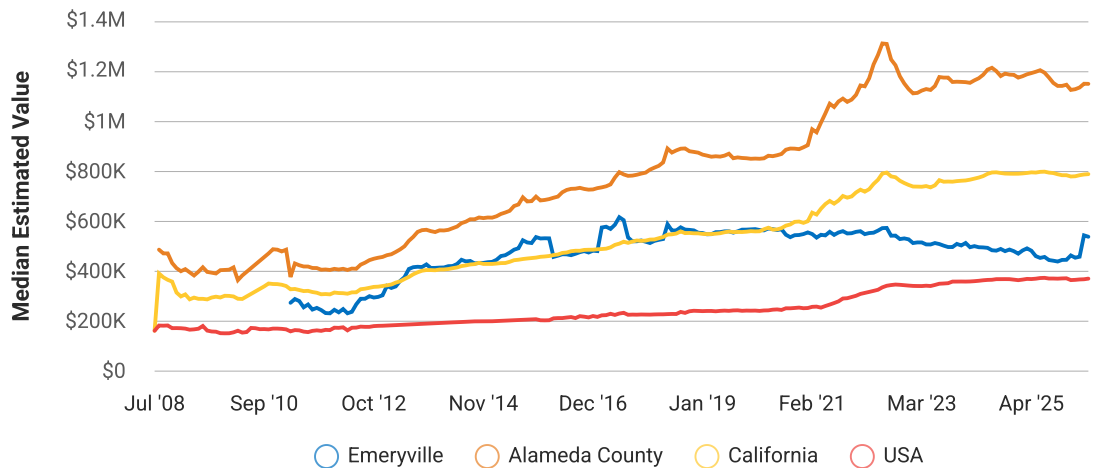
\$538,600

Last Month Change

-1%

12 Month Change

+16.8%



Emeryville, California

May 2026 Active Listings

Emeryville, California

Single Family + Condo/Townhouse/Apt.

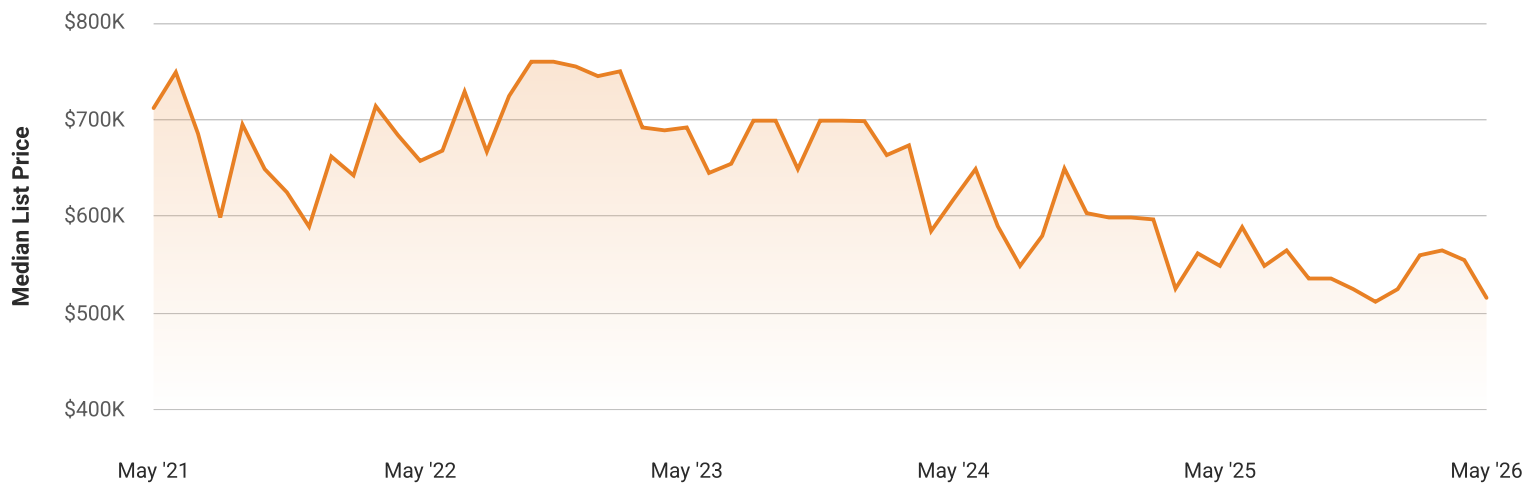
This graphic summarizes key statistics for properties that were in an active status on the last day of each month. RPR uses list date and a derived pending date to determine if the listing was active on the last day of the month. An end-of-month snapshot of active listings helps to understand inventory levels, price points and duration on the market.

Source: Listing sources

Update Frequency: Monthly

Median List Price - \$516,000

↓ 7% Month over Month



Emeryville, California

May 2026 Sold Listings

Emeryville, California

Single Family + Condo/Townhouse/Apt.

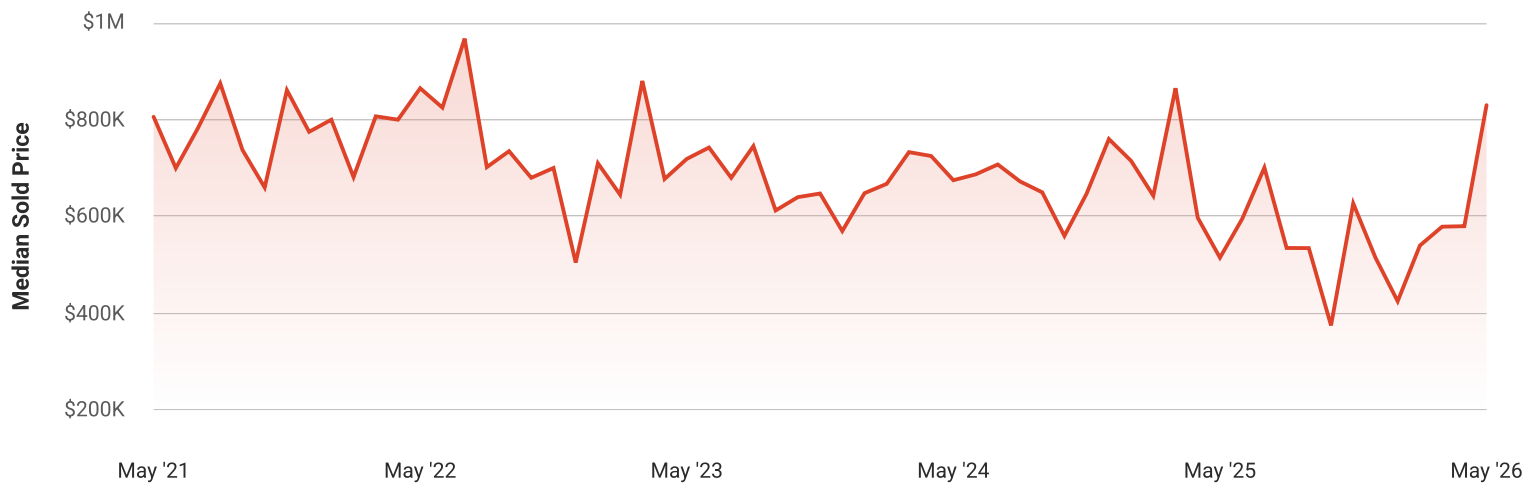
This graphic summarizes key statistics for properties that sold each month. RPR uses a derived sold date to determine when a property moved into a sold status within the given month. These statistics are important for understanding the price points on sold properties as well as the difference between the list price and sold price, which reveals whether buyers are paying over or under the asking price.

Source: Listing sources

Update Frequency: Monthly

Median Sold Price - \$830,000

↑ 43.1% Month over Month



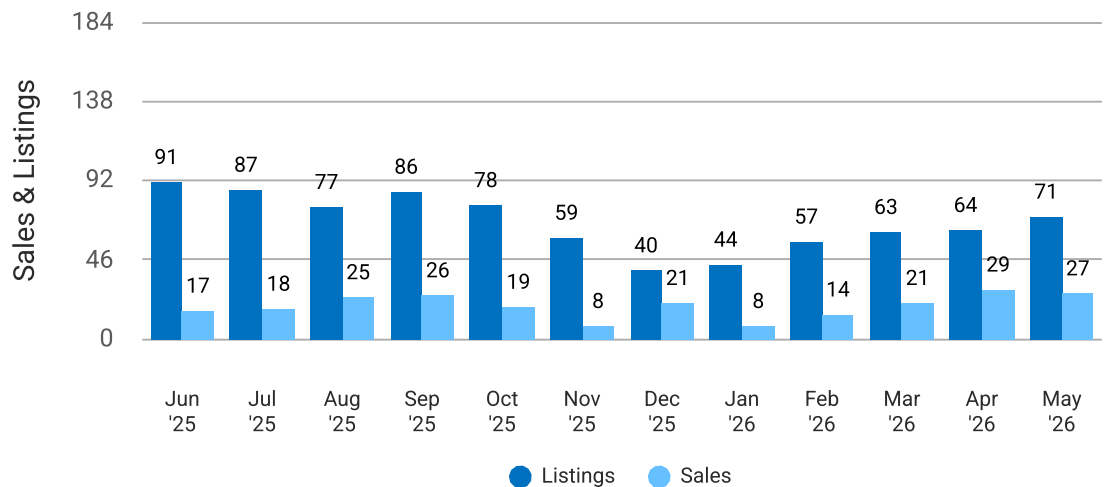
Total Sales and Active Listings in Emeryville, California

Single Family + Condo/Townhouse/Apt.

This graph compares the number of sales with the number of active listings in the local market.

Source: MLS data where licensed

Update Frequency: Monthly



Emeryville, California

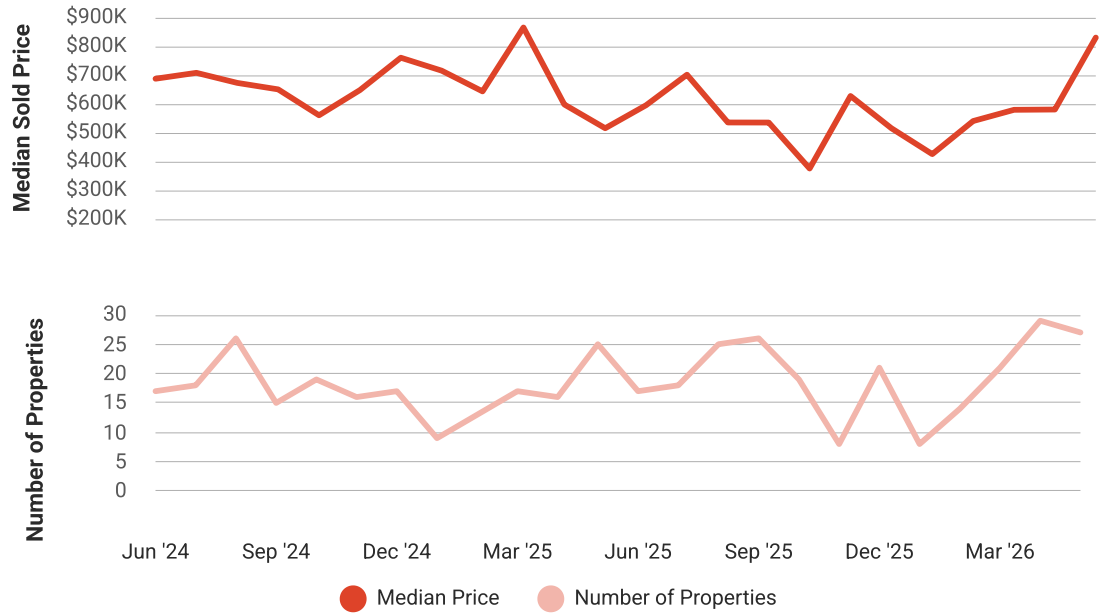
Median Sold Price vs Sold Listings in Emeryville, California

Single Family + Condo/Townhouse/Apt.

This chart compares the trend of median sold price and number of sold listings for the given location.

Source: Listing Data

Update Frequency: Monthly



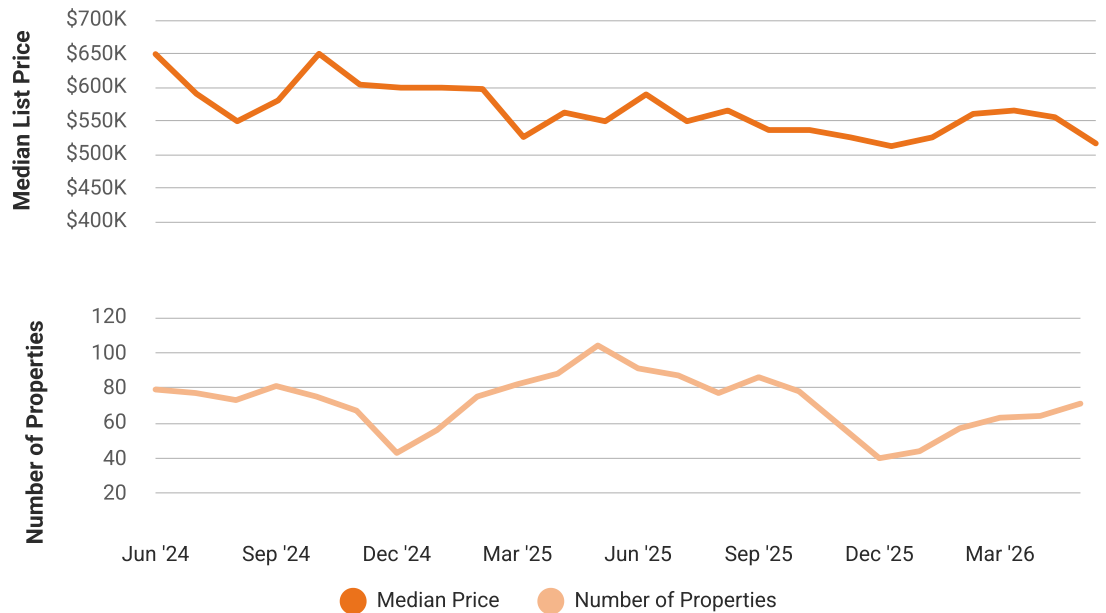
Median List Price vs Active Listings in Emeryville, California

Single Family + Condo/Townhouse/Apt.

This chart compares the trend of median list price and number of active properties for the given location.

Source: Listing Data

Update Frequency: Monthly



Market Snapshot

Value and Price Changes

	Current	Last Month	Last 3 Months	Last 12 Months	Last 24 Months	Last 36 Months
Median Est. Property Value Last Updated: 5/31/2026	\$538,600	\$544,210 -1.03%	\$454,920 +18.39%	\$461,280 +16.76%	\$496,000 +8.59%	\$507,720 +6.08%
Median Sold Price Last Updated: 5/31/2026	\$830,000	\$580,000 +43.1%	\$540,000 +53.7%	\$515,000 +61.17%	\$675,000 +22.96%	\$719,000 +15.44%
Median List Price Last Updated: 5/31/2026	\$516,000	\$555,000 -7.03%	\$559,999 -7.86%	\$549,000 -6.01%	\$617,500 -16.44%	\$692,000 -25.43%

About this Data: Because some brokerages may choose not to include their MLS listing content within the RPR platform, the analysis contained in this report may not have been created using all the available listing data within this geographical market. Median estimated property values are generated by a valuation model and are not formal appraisals. Valuations are based on public records and MLS data where licensed. The Metrics displayed here reflect **All Residential Single Family, Condo, Townhouse and Apartment properties** data.

Market Activity

Market Activity Filters

Sort Order: Date

Maximum Properties Per Change Type: 10

Change Types: New Listings, Pending, Closed, Distressed

Property Types: Single Family, Condo/Townhouse/Apt

Property Features: Sale Price: Any, Lease Price: Any, Beds: Any, Baths: Any, Living Area: Any, Lot Size (acre): Any, Year Built: Any

Emeryville, California

Summary

For Sale Activity in the Last 3 Months



Legend

- For Sale
- For Sale Pending
- Distressed For Sale or Lease
- Recently Closed
- Distressed

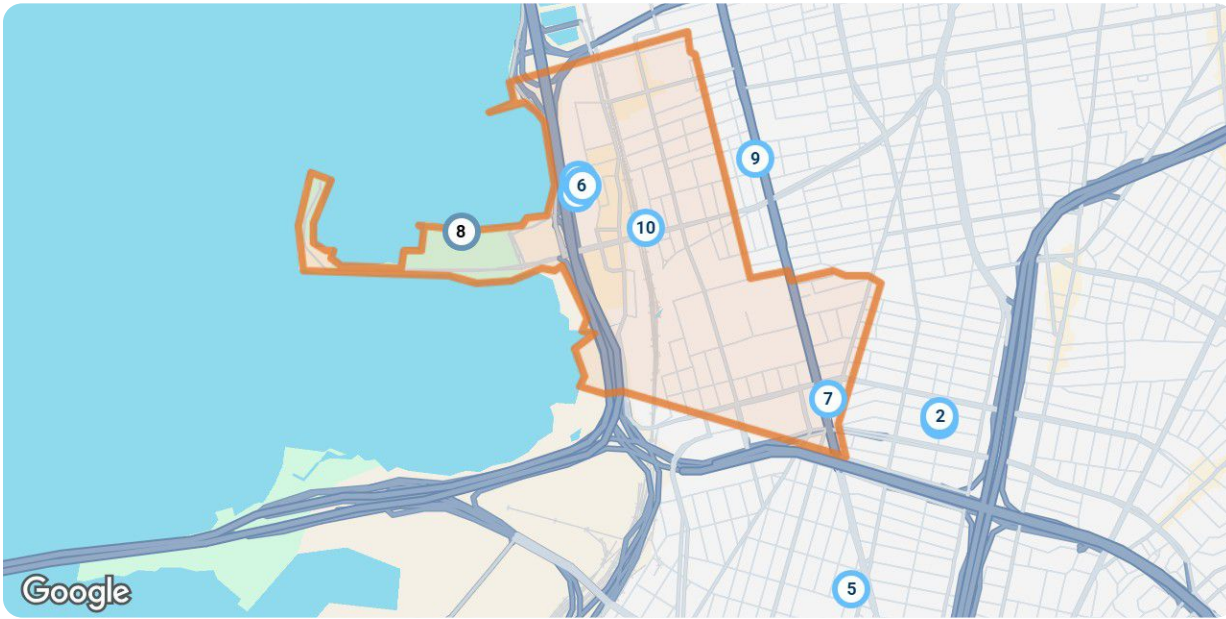
	New	Pending	Closed	Distressed
Number of Properties	10	8	10	6
Lowest Listing Price / Est.Value	\$235,000	\$335,000	\$346,000	\$279,110
Median Listing Price / Est.Value	\$522,500	\$736,500	\$812,500	\$601,420
Highest Listing Price / Est.Value	\$998,800	\$998,000	\$1,840,000	\$1,126,000
Average Price / sqft	\$515	\$578	\$545	\$462
Median Price / sqft	\$546	\$549	\$515	\$486
Average Days in RPR	10	29	34	-
Median Days in RPR	6	15	34	-
Total Volume	\$5,660,800	\$5,583,898	\$8,385,000	\$3,862,180
Source	Listings	Listings	Public Records & Listings	Public Records & Listings



Market Activity Breakdown

New

Source: Listings



Legend

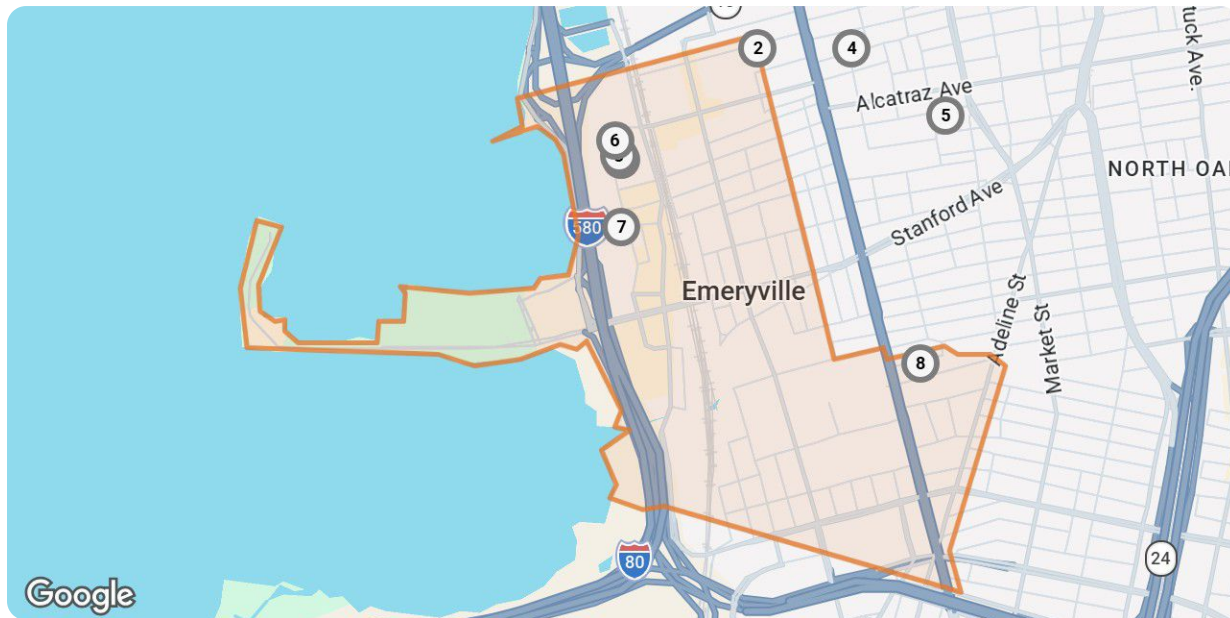
- Active For Sale
- Active Under Contract

New: 10 properties		Property Type	Beds / Baths	Living Area (sq ft)	Lot Size	Year Built	List Date / Days in RPR	List Price / \$ Per Sq Ft
1	 <p>3863 West St Emeryville, CA 94608 MLS ID: 41137634 ● Active / For Sale</p> <p><i>Listing Courtesy of California 24</i></p>	Single Family	5/3	1,764	3,978 sqft	1906	6/8/2026 1 day	\$998,800 \$566/sq ft
2	 <p>3873 West St Emeryville, CA 94608 MLS ID: 41137536 ● Active / For Sale</p> <p><i>Listing Courtesy of Urban Space Real Estate Services</i></p>	Single Family	4/2	1,778	4,212 sqft	1913	6/7/2026 2 days	\$799,000 \$449/sq ft
3	 <p>6363 Christie Ave, Apt 1501 Emeryville, CA 94608 MLS ID: 41137497 ● Active / For Sale</p> <p><i>Listing Courtesy of All East Bay Properties</i></p>	Condo/Townhouse/Apt.	1/1	634	5.14 acres	1984	6/6/2026 3 days	\$375,000 \$591/sq ft
4	 <p>6363 Christie Ave, Apt 905 Emeryville, CA 94608 MLS ID: 41137417 ● Active / For Sale</p> <p><i>Listing Courtesy of Bhhs Drysdale Properties</i></p>	Condo/Townhouse/Apt.	1/2	768	5.14 acres	1984	6/5/2026 4 days	\$425,000 \$553/sq ft
5	 <p>2836 Myrtle St Emeryville, CA 94608 MLS ID: 41137298 ● Active / For Sale</p> <p><i>Listing Courtesy of Exp Realty Of California, Inc</i></p>	Single Family	6/3	2,590	6,250 sqft	1904	6/5/2026 4 days	\$699,000 \$270/sq ft

New: 10 properties		Property Type	Beds / Baths	Living Area (sq ft)	Lot Size	Year Built	List Date / Days in RPR	List Price / \$ Per Sq Ft
	6363 Christie Ave, Apt 525 Emeryville, CA 94608 MLS ID: 41136674 ● Active / For Sale <i>Listing Courtesy of Compass</i>	Condo/Townhouse/Apt.	1/1	768	5.14 acres	1984	6/2/2026 7 days	\$495,000 \$645/sq ft
	1121 40th St, Apt 4201 Emeryville, CA 94608 MLS ID: 41136752 ● Active / For Sale <i>Listing Courtesy of Vylla Home, Inc.</i>	Condo/Townhouse/Apt.	1/1	644	5,860 sqft	2005	6/1/2026 8 days	\$235,000 \$365/sq ft
	8 Commodore Dr, #C457 Emeryville, CA 94608 MLS ID: 82044293 ● Active Under Contract / For Sale <i>Listing Courtesy of Maxreal</i>	Condo/Townhouse/Apt.	1/1	666	2.01 acres	1973	4/23/2026 47 days	\$359,000 \$539/sq ft
	6007 San Pablo Ave Emeryville, CA 94608 MLS ID: 41135550 ● Active / For Sale <i>Listing Courtesy of Corcoran Icon Properties</i>	Single Family	3/2	1,351	3,800 sqft	1919	6/1/2026 8 days	\$725,000 \$537/sq ft
	5855 Horton St, Apt 710 Emeryville, CA 94608 MLS ID: 41133158 ● Active / For Sale <i>Listing Courtesy of Dudum Real Estate Group</i>	Condo/Townhouse/Apt.	1/1	861	861 sqft	2003	5/29/2026 11 days	\$550,000 \$639/sq ft









Pending

Source: Listings



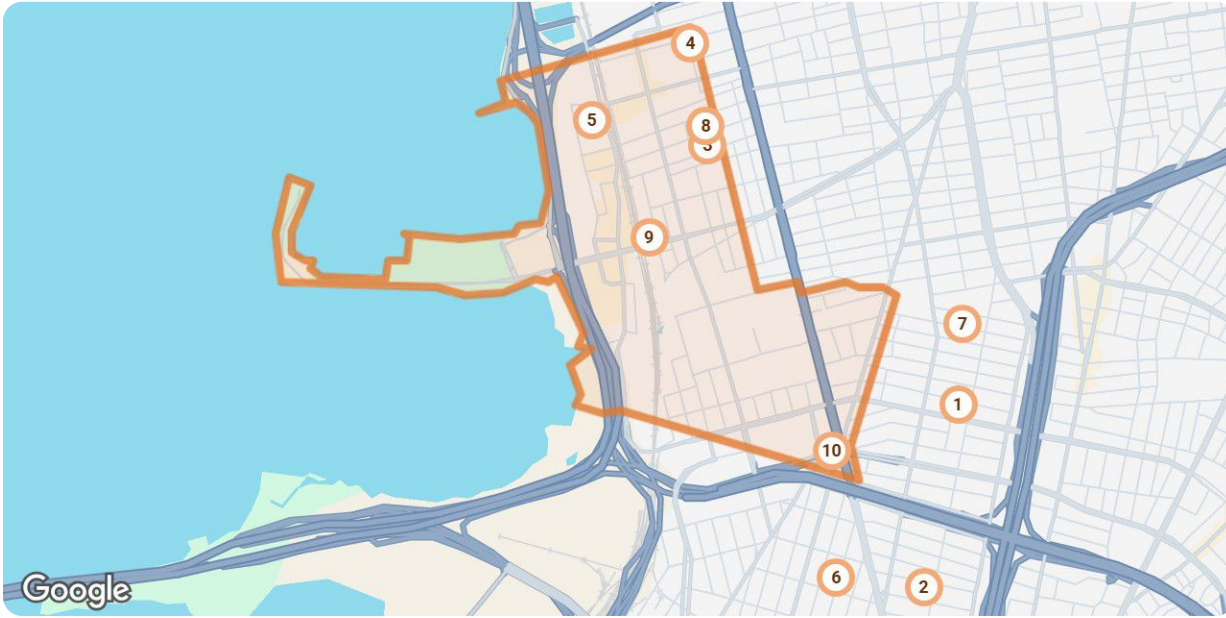
Legend

● Pending

Pending: 8 properties		Property Type	Beds / Baths	Living Area (sq ft)	Lot Size / Year Built	List Date	List Price / \$ Per Sq Ft	Pending Date / Days in RPR
1	 <p>6400 Christie Ave, Apt 2106 Emeryville, CA 94608 MLS ID: 41133277 🕒 Pending / For Sale</p> <p><i>Listing Courtesy of Keller Williams Tri-valley</i></p>	Condo/Townhouse/Apt.	1/1	743	6.58 acres 1988	5/1/2026	\$335,000 \$451/sq ft	6/5/2026 35 days
2	 <p>1217 67th St Emeryville, CA 94608 MLS ID: 41135854 🕒 Pending / For Sale</p> <p><i>Listing Courtesy of Intero Real Estate Services</i></p>	Condo/Townhouse/Apt.	2/3	1,367	1,892 sqft 2005	5/25/2026	\$795,000 \$582/sq ft	6/3/2026 9 days
3	 <p>6400 Christie Ave, Apt 2215 Emeryville, CA 94608 MLS ID: 41121791 🕒 Pending / For Sale</p> <p><i>Listing Courtesy of The Cal Agents Realty Inc.</i></p>	Condo/Townhouse/Apt.	2/2	985	6.58 acres 1988	1/22/2026	\$489,898 \$497/sq ft	6/2/2026 131 days
4	 <p>1068 66th St Emeryville, CA 94608 MLS ID: 41134479 🕒 Pending / For Sale</p> <p><i>Listing Courtesy of Red Oak Realty</i></p>	Single Family	2/1	918	4,800 sqft 1916	5/13/2026	\$749,000 \$816/sq ft	5/31/2026 18 days
5	 <p>969 63rd St Emeryville, CA 94608 MLS ID: 41133764 🕒 Pending / For Sale</p> <p><i>Listing Courtesy of Red Oak Realty</i></p>	Single Family	4/3	2,322	3,960 sqft 1910	5/8/2026	\$998,000 \$430/sq ft	5/24/2026 16 days
6	 <p>6400 Christie Ave, Apt 3212 Emeryville, CA 94608 MLS ID: 41135426 🕒 Pending / For Sale</p> <p><i>Listing Courtesy of The Cal Agents Realty Inc.</i></p>	Condo/Townhouse/Apt.	2/2	1,089	6.58 acres 1988	5/20/2026	\$565,000 \$519/sq ft	5/24/2026 4 days
7	 <p>6363 Christie Ave, Apt 2925 Emeryville, CA 94608 MLS ID: 41134263 🕒 Pending / For Sale</p> <p><i>Listing Courtesy of Twin Oaks Real Estate Inc.</i></p>	Condo/Townhouse/Apt.	2/2	1,600	5.14 acres 1984	5/15/2026	\$928,000 \$580/sq ft	5/22/2026 7 days
8	 <p>4720 Salem St Emeryville, CA 94608 MLS ID: 41133549 🕒 Pending / For Sale</p> <p><i>Listing Courtesy of Compass</i></p>	Single Family	2/1	963	2,808 sqft 1920	5/6/2026	\$724,000 \$752/sq ft	5/20/2026 14 days

Closed

Source: Public Records and Listings



Legend

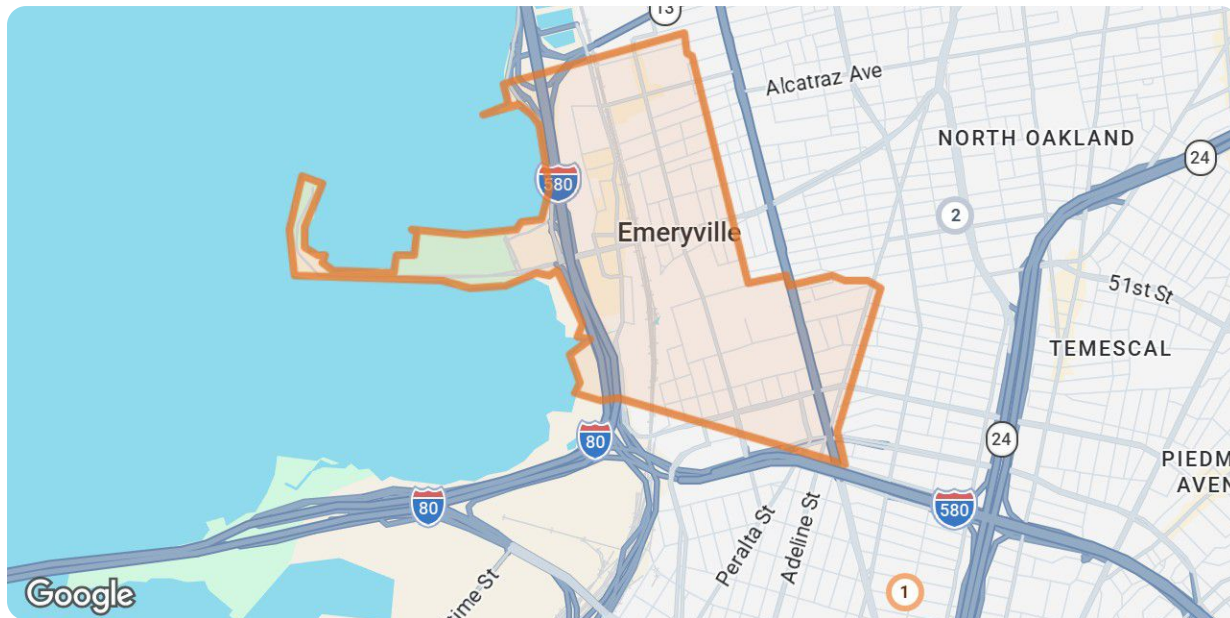
● Closed

Closed: 10 properties		Property Type	Beds / Baths	Living Area (sq ft)	Lot Size / Year Built	Closed Date / Days in RPR	Closed Price / \$ Per Sq Ft	List to Sold Price %
1	 <p>825 41st St Emeryville, CA 94608 MLS ID: 41132893 ■ Closed / For Sale <i>Courtesy of KW Advisors East Bay</i></p>	Single Family	3/2	1,141	2,641 sqft 1924	6/8/2026 17 days	\$875,000 \$767/sq ft	↑ 11.75%
2	 <p>823 32nd St, #B Emeryville, CA 94608 MLS ID: 41130428 ■ Closed / For Sale <i>Courtesy of Red Oak Realty</i></p>	Single Family	4/5	3,395	4,550 sqft 1909	6/1/2026 28 days	\$1,299,000 \$383/sq ft	-
3	 <p>1266 62nd St, Apt A Emeryville, CA 94608 MLS ID: 41129735 ■ Closed / For Sale <i>Courtesy of Bloom Real Estate Group</i></p>	Condo/Townhouse/Apt.	2/1	642	6,555 sqft 1964	6/1/2026 38 days	\$415,000 \$646/sq ft	↑ 10.67%
4	 <p>23 City Limits Cir Emeryville, CA 94608 MLS ID: 41130185 ■ Closed / For Sale <i>Courtesy of Redfin</i></p>	Condo/Townhouse/Apt.	2/3	1,339	3,649 sqft 2005	6/1/2026 48 days	\$795,000 \$594/sq ft	-
5	 <p>6400 Christie Ave, Apt 4120 Emeryville, CA 94608 MLS ID: 41128252 ■ Closed / For Sale <i>Courtesy of Redfin</i></p>	Condo/Townhouse/Apt.	1/1	743	6.58 acres 1988	5/29/2026 44 days	\$346,000 \$466/sq ft	↓ 1.14%

Closed: 10 properties		Property Type	Beds / Baths	Living Area (sq ft)	Lot Size / Year Built	Closed Date / Days in RPR	Closed Price / \$ Per Sq Ft	List to Sold Price %
6	<p>3029 Linden St Emeryville, CA 94608 MLS ID: 41133505 Closed / For Sale</p> <p><i>Courtesy of Michael Campbell Jr, Broker</i></p>	Single Family	4/3	2,256	3,300 sqft / 1906	5/28/2026 / 6 days	\$890,000 / \$395/sq ft	↑ 11.67%
7	<p>852 46th St Emeryville, CA 94608 MLS ID: 41133190 Closed / For Sale</p> <p><i>Courtesy of Keller Williams San Francisco</i></p>	Single Family	2/2	1,188	3,000 sqft / 1912	5/27/2026 / 11 days	\$830,000 / \$699/sq ft	↑ 18.91%
8	<p>1260 63rd St Emeryville, CA 94608 MLS ID: 41127364 Closed / For Sale</p> <p><i>Courtesy of District Homes</i></p>	Single Family	7/4	3,900	7,000 sqft / 1986	5/27/2026 / 44 days	\$1,840,000 / \$472/sq ft	↓ 1.87%
9	<p>5855 Horton St, Apt 414 Emeryville, CA 94608 MLS ID: 41130865 Closed / For Sale</p> <p><i>Courtesy of Compass</i></p>	Condo/Townhouse/Apt.	2/2	1,226	2.15 acres / 2003	5/27/2026 / 29 days	\$680,000 / \$555/sq ft	↓ 2.16%
10	<p>3801 San Pablo Ave, Apt 303 Emeryville, CA 94608 MLS ID: 41123835 Closed / For Sale</p> <p><i>Courtesy of Red Oak Realty</i></p>	Condo/Townhouse/Apt.	2/2	873	0.31 acres / 2009	5/26/2026 / 71 days	\$415,000 / \$475/sq ft	↓ 5.47%

Distressed


Source: Public Records and Listings



Legend

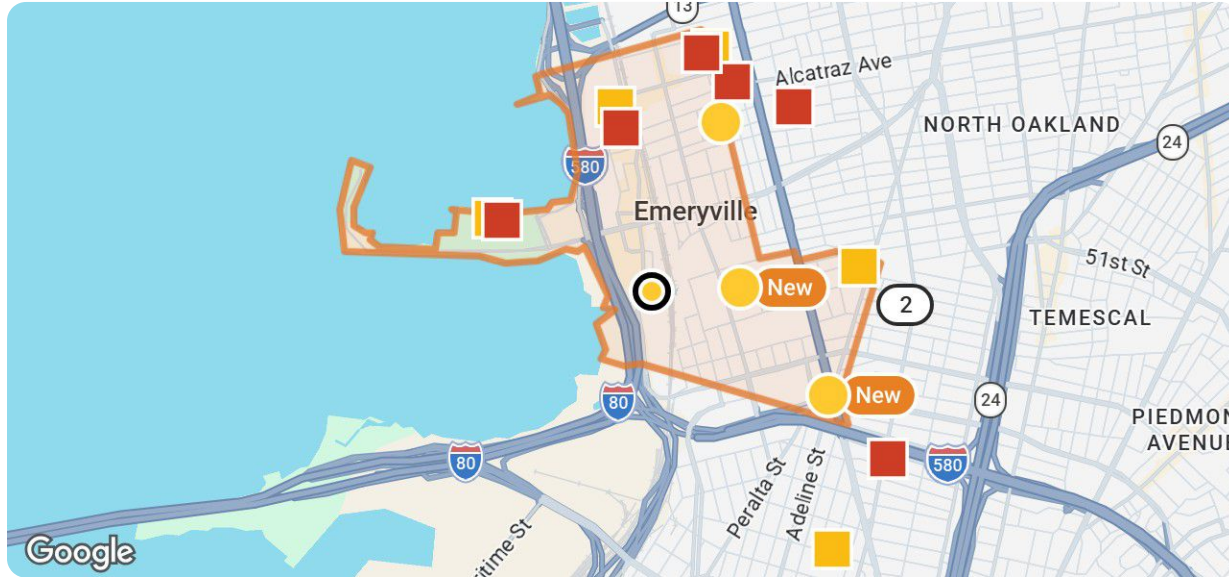
- Off Market, Hold, Withdrawn, Expired, or Canceled



Distressed: 6 properties		Property Type	Beds / Baths	Living Area (sq ft)	Lot Size / Year Built	List Date / Days in RPR	List Price / \$ Per Sq Ft	Distressed Date / Type
1	 <p>1060 62nd St Emeryville, CA 94608 Off Market / Public Record</p>	Single Family	6/4	3,092	8,400 sqft 1900	- - days	- \$364/sq ft	3/18/2026 Notice of Foreclosure Sale
2	 <p>4 Captain Dr, #E315 Emeryville, CA 94608 Off Market / Public Record</p>	Condo/Townhouse/Apt.	1/1	782	1.88 acres 1973	- - days	- \$477/sq ft	3/26/2026 Notice of Default
3	 <p>6400 Christie Ave, Apt 5109 Emeryville, CA 94608 Off Market / Public Record</p>	Condo/Townhouse/Apt.	-/1	565	6.58 acres 1988	- - days	- \$494/sq ft	4/6/2026 Notice of Foreclosure Sale
4	 <p>1164 Ocean Ave Emeryville, CA 94608 Off Market / Public Record</p>	Single Family	7/3	2,226	3,720 sqft 1910	- - days	- \$396/sq ft	4/27/2026 Notice of Foreclosure Sale
5	 <p>1222 66th St Emeryville, CA 94608 Off Market / Public Record</p>	Condo/Townhouse/Apt.	2/3	1,246	521 sqft 2005	- - days	- \$513/sq ft	3/16/2026 Notice of Default
6	 <p>3424 Market St Emeryville, CA 94608 Off Market / Public Record</p>	Single Family	3/1	1,073	2,900 sqft 1908	- - days	- \$526/sq ft	4/23/2026 Notice of Foreclosure Sale

Summary

For Lease Activity in the Last 3 Months

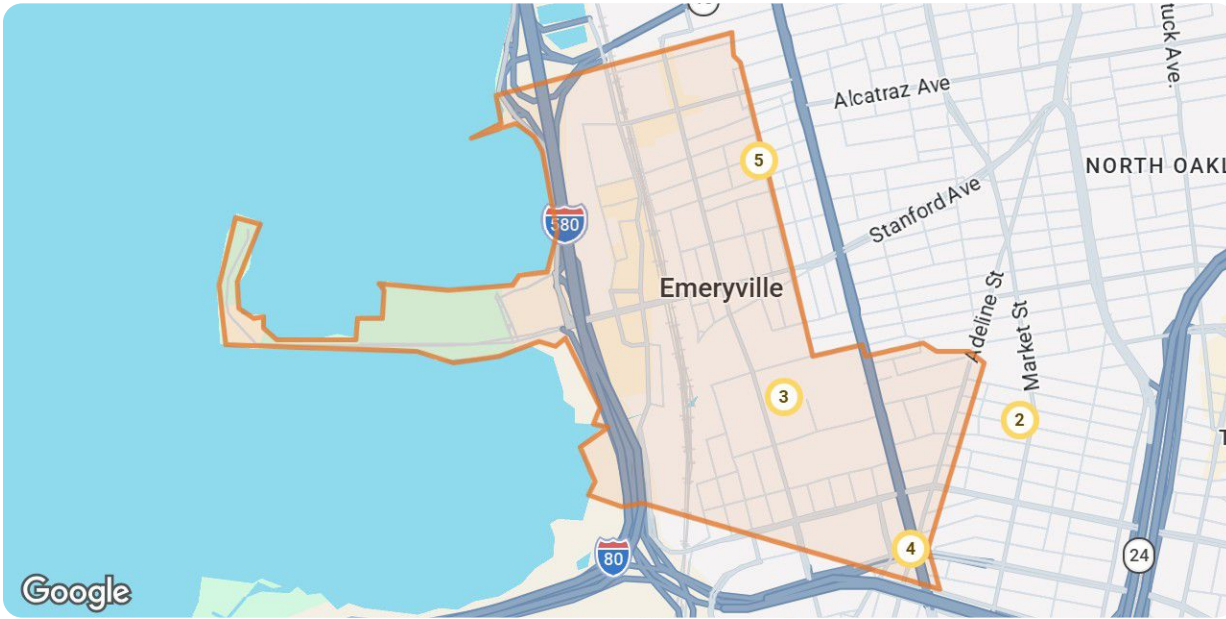


	New	Pending	Closed	Distressed
Number of Properties	5	1	5	6
Lowest Listing Price / Est.Value	\$2,000	\$3,200	\$2,250	\$279,110
Median Listing Price / Est.Value	\$3,600	\$3,200	\$3,250	\$601,420
Highest Listing Price / Est.Value	\$4,750	\$3,200	\$3,950	\$1,126,000
Average Price / sqft	\$4	\$3	\$4	\$462
Median Price / sqft	\$4	\$3	\$4	\$486
Average Days in RPR	16	32	30	-
Median Days in RPR	13	32	25	-
Total Volume	\$16,600	\$3,200	\$15,245	\$3,862,180
Source	Listings	Listings	Public Records & Listings	Public Records & Listings

Market Activity Breakdown

New

Source: Listings



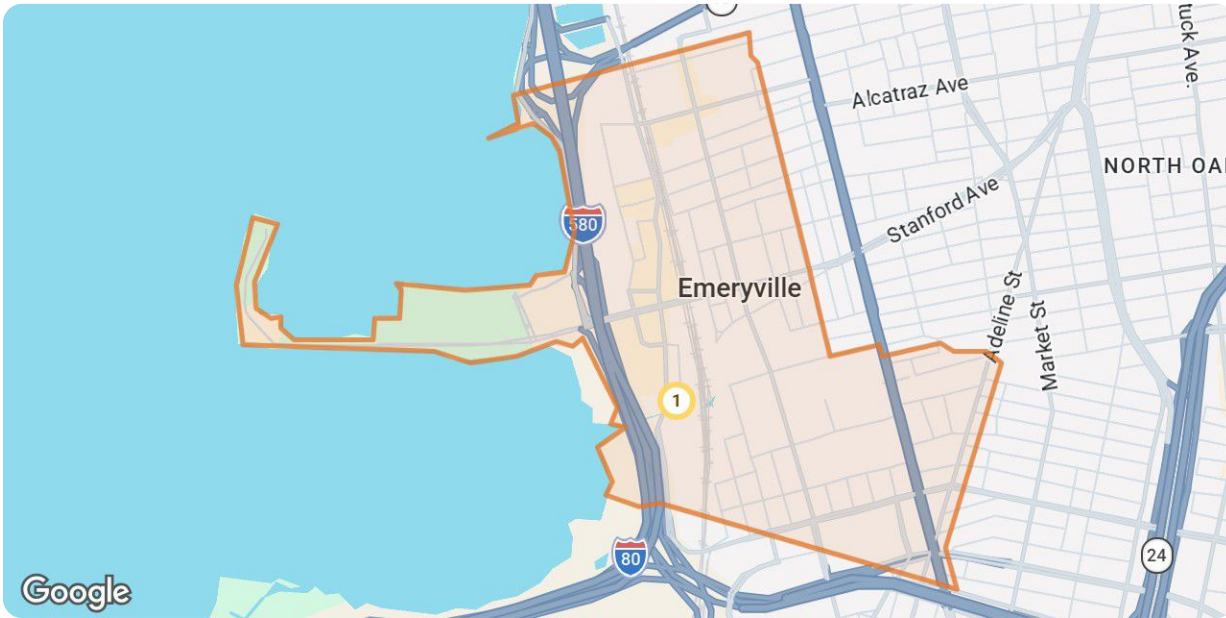
Legend

● Active For Lease

New: 5 properties		Property Type	Beds / Baths	Living Area (sq ft)	Lot Size	Year Built	List Date / Days in RPR	List Price / \$ Per Sq Ft
1	 <p>914 44th St Emeryville, CA 94608 MLS ID: 41137384 ● Active / For Lease <i>Courtesy of Alfred Liebovitz, Broker</i></p>	Single Family	3/2	960	4,000 sqft	1910	6/5/2026 4 days	\$3,600 mo. \$4/sq ft
2	 <p>916 44th St Emeryville, CA 94608 MLS ID: 41137370 ● Active / For Lease <i>Courtesy of Alfred Liebovitz, Broker</i></p>	Single Family	1/1	460	4,000 sqft	1910	6/5/2026 4 days	\$2,000 mo. \$4/sq ft
3	 <p>Glashaus Emeryville, CA 94608 MLS ID: 41136220 ● Active / For Lease <i>Courtesy of LUCIA SARIO, BROKER</i></p>	Condo/Townhouse/Apt.	2/3	1,113	-	2007	5/27/2026 13 days	\$3,800 mo. \$3/sq ft
4	 <p>3801 San Pablo Ave, Apt 212 Emeryville, CA 94608 MLS ID: 426131786 ● Active / For Lease <i>Courtesy of Natrass Realty</i></p>	Condo/Townhouse/Apt.	1/1	609	0.31 acres	2009	5/15/2026 25 days	\$2,450 mo. \$4/sq ft
5	 <p>1251 63rd St Emeryville, CA 94608 MLS ID: 41133923 ● Active / For Lease <i>Courtesy of REB COMPANY</i></p>	Single Family	3/2	1,400	5,000 sqft	1915	5/7/2026 33 days	\$4,750 mo. \$3/sq ft


Pending

Source: Listings



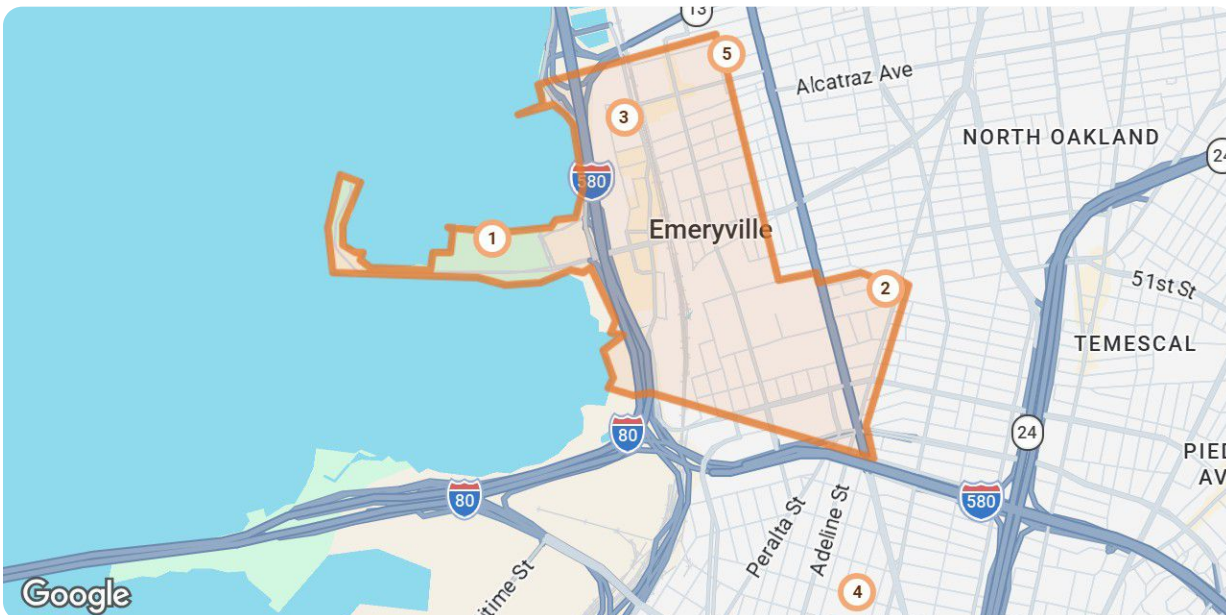
Legend

● Active For Lease

Pending: 1 properties		Property Type	Beds / Baths	Living Area (sq ft)	Lot Size / Year Built	List Date	List Price / \$ Per Sq Ft	Pending Date / Days in RPR
1	 <p>1587 Brunwig Ln Emeryville, CA 94608 MLS ID: 41124210</p> <p>● Pending / For Lease</p> <p><i>Courtesy of Growing Needs Real Estate</i></p>	Condo/Townhouse/Apt.	2/1	952	- 2006	2/16/2026	\$3,200 mo. \$3/sq ft	3/20/2026 32 days

Closed

Source: Public Records and Listings



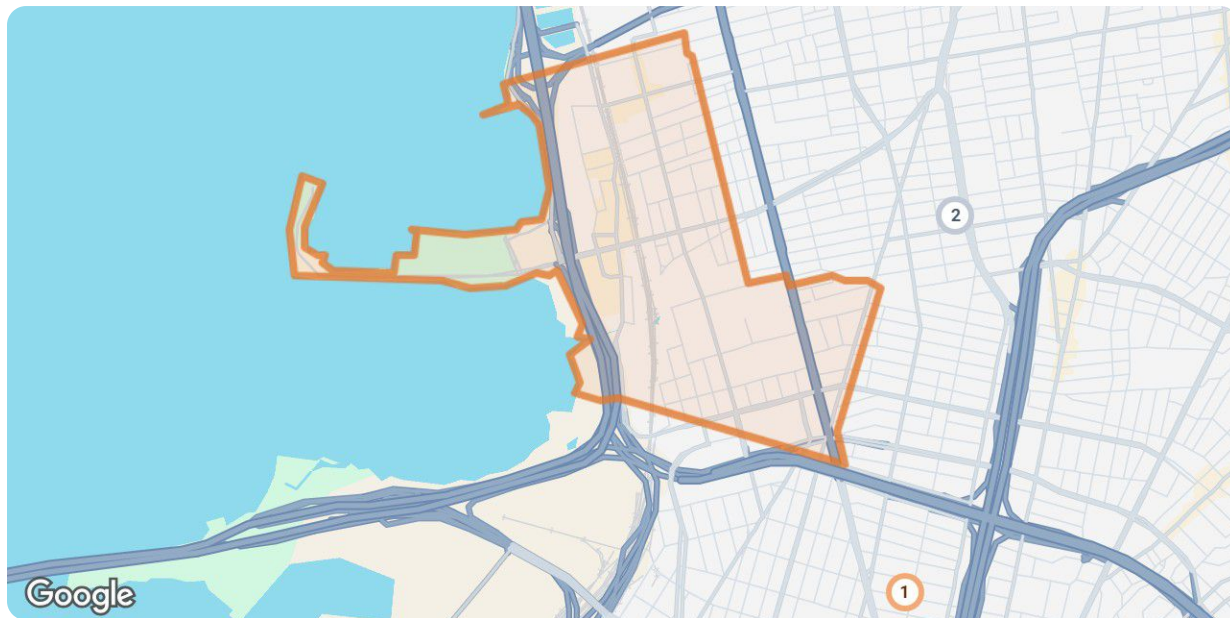
Legend

● Closed

Closed: 5 properties		Property Type	Beds / Baths	Living Area (sq ft)	Lot Size / Year Built	Closed Date / Days in RPR	Closed Price / \$ Per Sq Ft	List to Sold Price %
1	 <p>8 Commodore Dr Emeryville, CA 94608 MLS ID: PW26078699 Closed / For Lease</p> <p><i>Courtesy of FARHAD E. KHOSRAVI, BROKER</i></p>	Condo/Townhouse/Apt.	2/2	1,063	2.01 acres / 1973	4/23/2026 / 11 days	- / \$4/sq ft	-
2	 <p>1017 47th St Emeryville, CA 94608 MLS ID: 41126101 Closed / For Lease</p> <p><i>Courtesy of Re/max Accord</i></p>	Single Family	1/1	400	5,255 sqft / 2024	4/9/2026 / 27 days	- / \$6/sq ft	-
3	 <p>6400 Christie Ave, Apt 4124 Emeryville, CA 94608 MLS ID: 41128890 Closed / For Lease</p> <p><i>Courtesy of District Homes</i></p>	Condo/Townhouse/Apt.	1/1	658	6.58 acres / 1988	4/1/2026 / - days	- / \$4/sq ft	-
4	 <p>2807 Filbert St Emeryville, CA 94608 MLS ID: 41122015 Closed / For Lease</p> <p><i>Courtesy of Watermark Properties</i></p>	Single Family	3/3	1,300	2,500 sqft / 1890	3/27/2026 / 60 days	- / \$3/sq ft	-
5	 <p>153 City Limits Cir Emeryville, CA 94608 MLS ID: 82035994 Closed / For Lease</p> <p><i>Courtesy of Omer Savir, Broker</i></p>	Condo/Townhouse/Apt.	2/3	1,149	- / 2005	3/18/2026 / 22 days	- / \$3/sq ft	-

Distressed

Source: Public Records and Listings



Legend

- Off Market, Hold, Withdrawn, Expired, or Canceled

Distressed: 6 properties		Property Type	Beds / Baths	Living Area (sq ft)	Lot Size / Year Built	List Date / Days in RPR	List Price / \$ Per Sq Ft	Distressed Date / Type
1	 <p>1060 62nd St Emeryville, CA 94608 Off Market / Public Record</p>	Single Family	6/4	3,092	8,400 sqft 1900	- - days	- \$364/sq ft	3/18/2026 Notice of Foreclosure Sale
2	 <p>4 Captain Dr, #E315 Emeryville, CA 94608 Off Market / Public Record</p>	Condo/Townhouse/Apt.	1/1	782	1.88 acres 1973	- - days	- \$477/sq ft	3/26/2026 Notice of Default
3	 <p>6400 Christie Ave, Apt 5109 Emeryville, CA 94608 Off Market / Public Record</p>	Condo/Townhouse/Apt.	-/1	565	6.58 acres 1988	- - days	- \$494/sq ft	4/6/2026 Notice of Foreclosure Sale
4	 <p>1164 Ocean Ave Emeryville, CA 94608 Off Market / Public Record</p>	Single Family	7/3	2,226	3,720 sqft 1910	- - days	- \$396/sq ft	4/27/2026 Notice of Foreclosure Sale
5	 <p>1222 66th St Emeryville, CA 94608 Off Market / Public Record</p>	Condo/Townhouse/Apt.	2/3	1,246	521 sqft 2005	- - days	- \$513/sq ft	3/16/2026 Notice of Default
6	 <p>3424 Market St Emeryville, CA 94608 Off Market / Public Record</p>	Single Family	3/1	1,073	2,900 sqft 1908	- - days	- \$526/sq ft	4/23/2026 Notice of Foreclosure Sale

About RPR

- RPR® is the nation's largest property database, exclusively for REALTORS®. It empowers REALTORS® to help buyers and sellers make informed decisions, backed by a real estate database covering more than 160 million residential and commercial properties in the United States.
- RPR is a wholly owned subsidiary of the National Association of REALTORS® and a member benefit to REALTORS®.
- RPR's data sources range from MLSs and county-level tax and assessment offices, to the U.S. Census and FEMA, to specialty data set providers such as Esri (consumer data), Niche (school information) and Precisely (geographic boundaries).

Learn More

For more information about RPR, please visit RPR's public website: <https://blog.narrpr.com>

