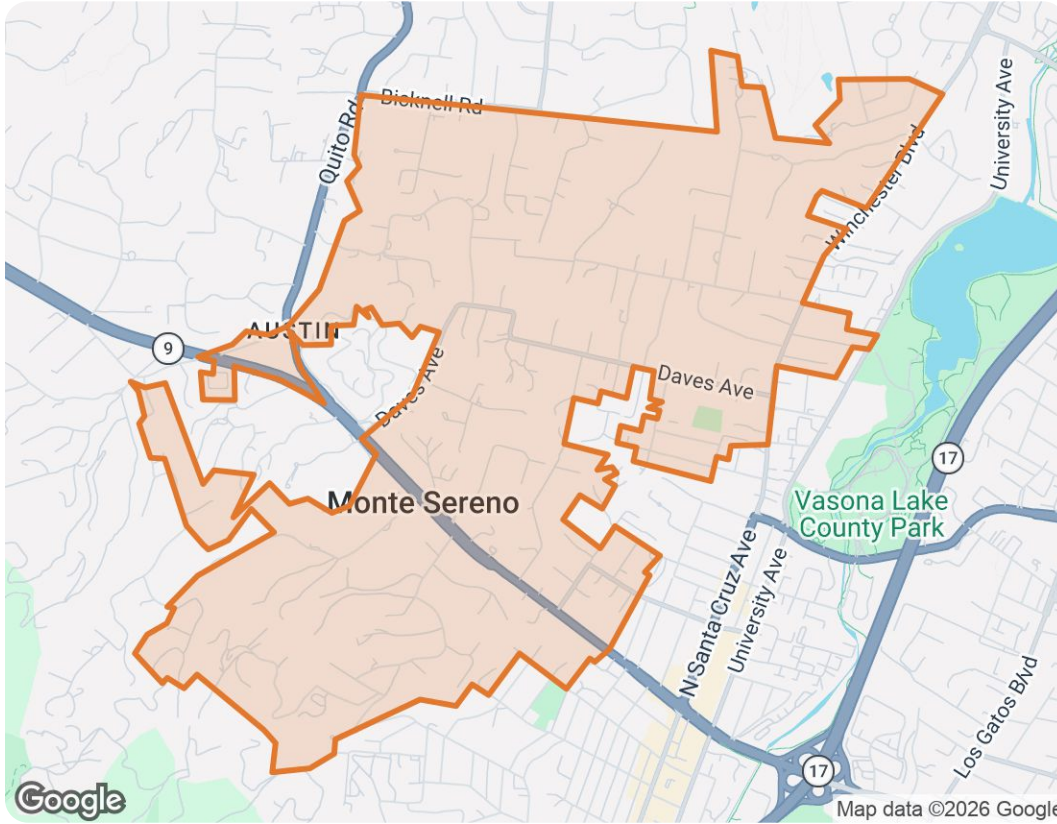


Monte Sereno, California



The biggest buyer rebates and lowest selling fees in real estate – without sacrificing full-service support, 7 days a week.

ShopProp Licensed CA, WA, HI, AZ, MI, TX, VA, CO

📞 Office (888) 821-0556

✉ team@shopprop.com

🌐 www.shopprop.com



ShopProp Inc.



Monte Sereno, California

Market Trends

Market Trends for Monte Sereno, California

Single Family + Condo/Townhouse/Apt.

May 2026

Market Type

**Seller's
Market**

Balanced
Market

Buyer's
Market

Key Details

<p>Months of Inventory</p> <p>1.67</p>	<p>Sold to List Price %</p> <p>103.1%</p> <p>↓ 1.19% MoM</p>	<p>Median Days in RPR</p> <p>19</p> <p>↑ 137.5% MoM</p>	<p>Median Sold Price</p> <p>\$4,775,000</p> <p>↓ 20.65% MoM</p>
---	--	---	---

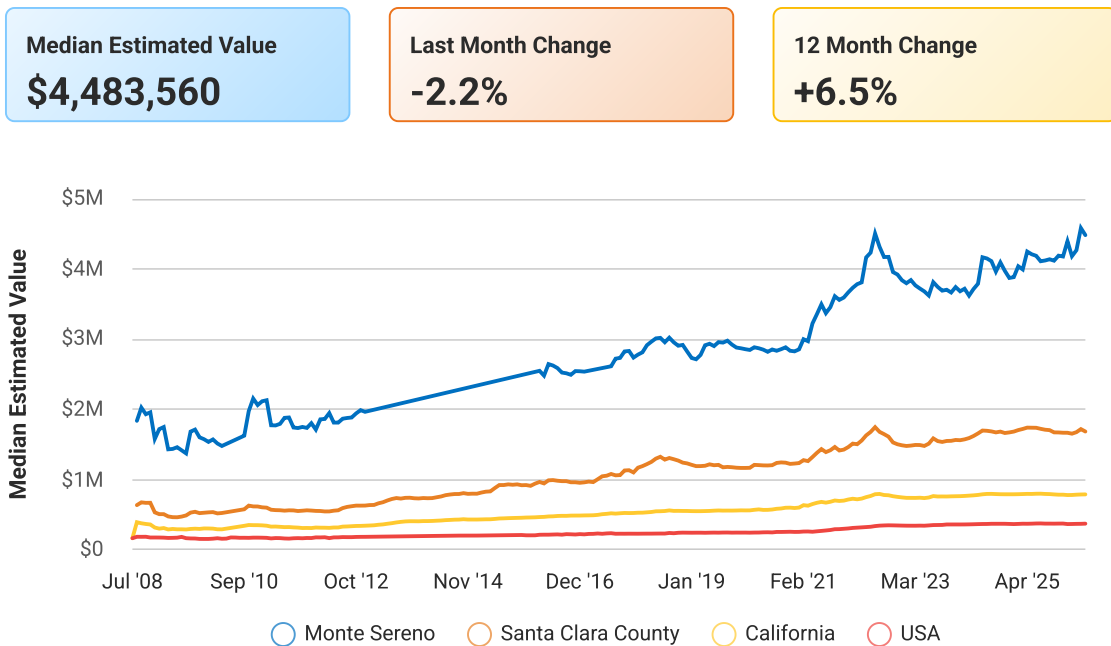
May 2026 Median Estimated Property Value

Single Family + Condo/Townhouse/Apt.

This graphic displays property estimates for a market area and a subject property, where one has been selected. Estimated property values are generated by a valuation model and are not formal appraisals.

Source: Public records, and MLS sources where licensed

Update Frequency: Monthly



Monte Sereno, California

May 2026 Active Listings

Monte Sereno, California

Single Family + Condo/Townhouse/Apt.

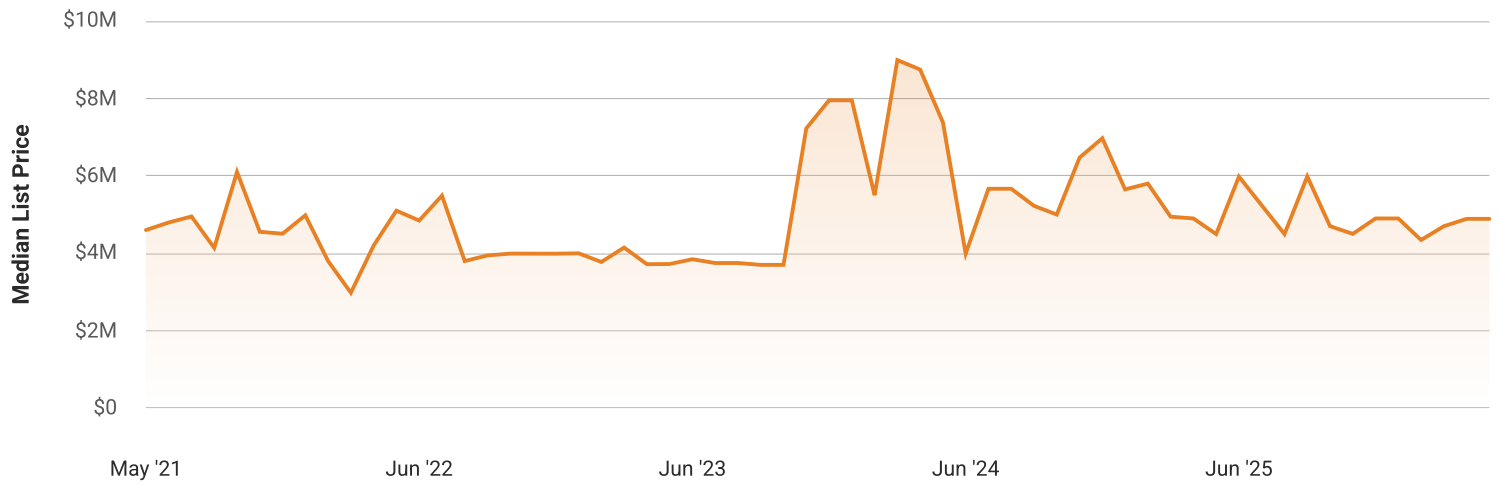
This graphic summarizes key statistics for properties that were in an active status on the last day of each month. RPR uses list date and a derived pending date to determine if the listing was active on the last day of the month. An end-of-month snapshot of active listings helps to understand inventory levels, price points and duration on the market.

Source: Listing sources

Update Frequency: Monthly

Median List Price - \$4,888,000

● 0% Month over Month



Monte Sereno, California

May 2026 Sold Listings

Monte Sereno, California

Single Family + Condo/Townhouse/Apt.

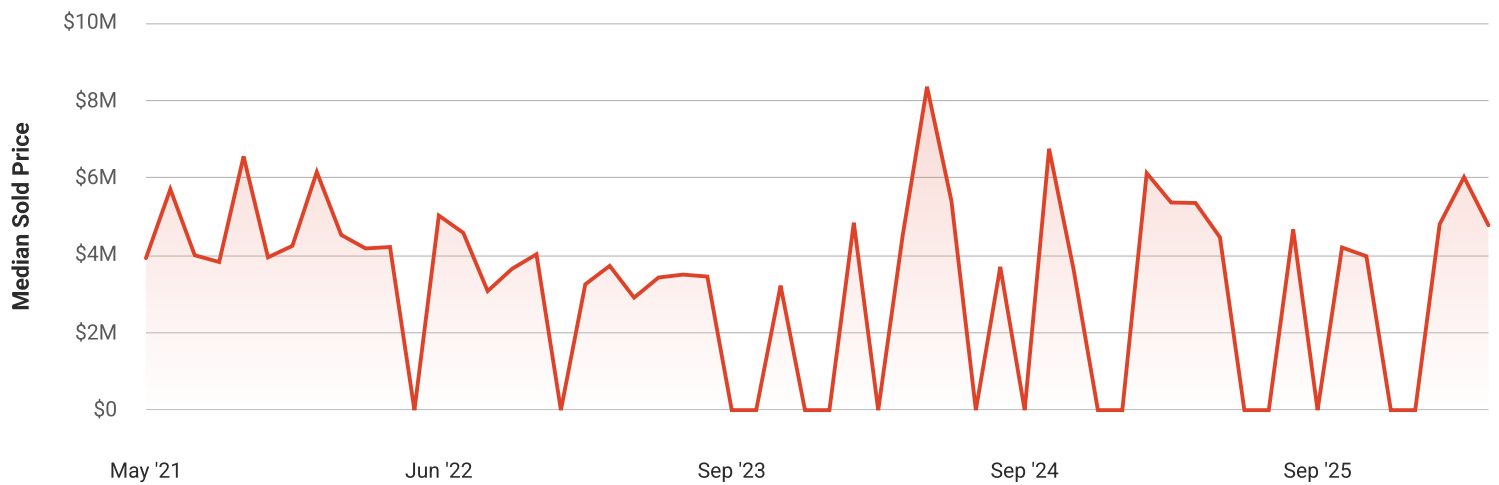
This graphic summarizes key statistics for properties that sold each month. RPR uses a derived sold date to determine when a property moved into a sold status within the given month. These statistics are important for understanding the price points on sold properties as well as the difference between the list price and sold price, which reveals whether buyers are paying over or under the asking price.

Source: Listing sources

Update Frequency: Monthly

Median Sold Price - \$4,775,000

↓ 20.7% Month over Month



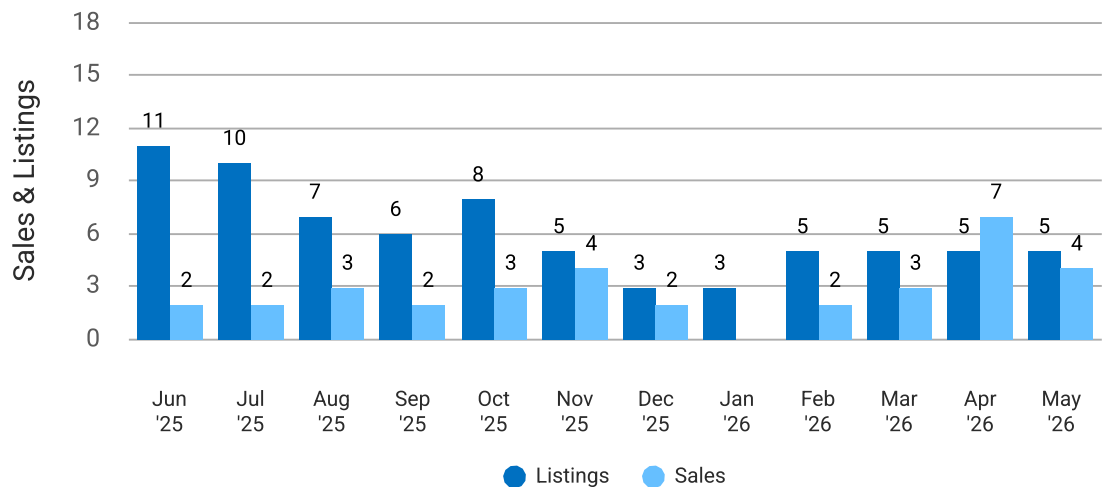
Total Sales and Active Listings in Monte Sereno, California

Single Family + Condo/Townhouse/Apt.

This graph compares the number of sales with the number of active listings in the local market.

Source: MLS data where licensed

Update Frequency: Monthly



Monte Sereno, California

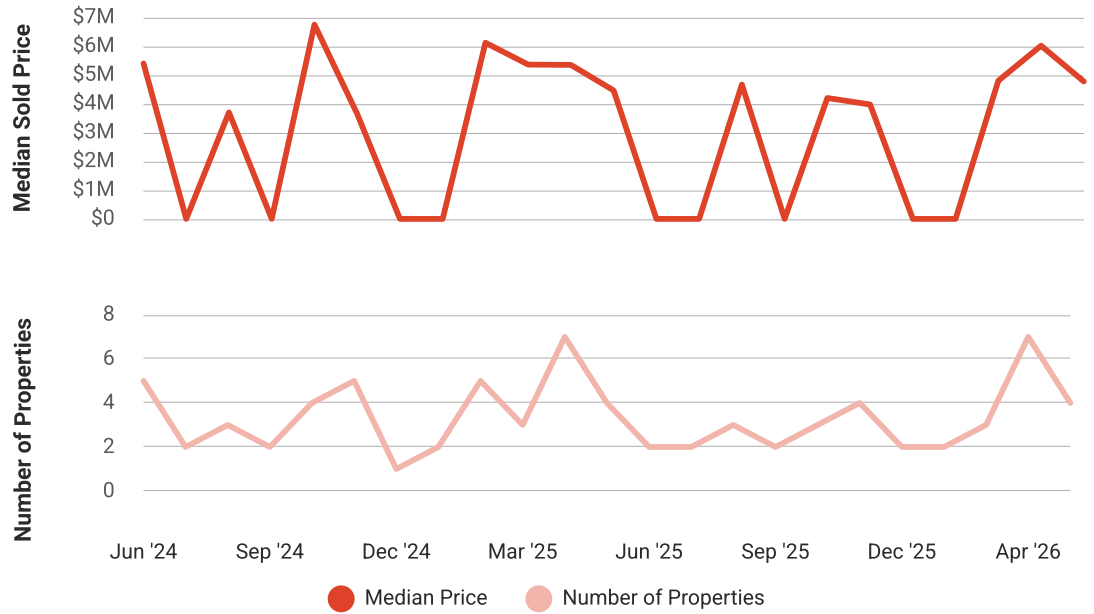
Median Sold Price vs Sold Listings in Monte Sereno, California

Single Family + Condo/Townhouse/Apt.

This chart compares the trend of median sold price and number of sold listings for the given location.

Source: Listing Data

Update Frequency: Monthly



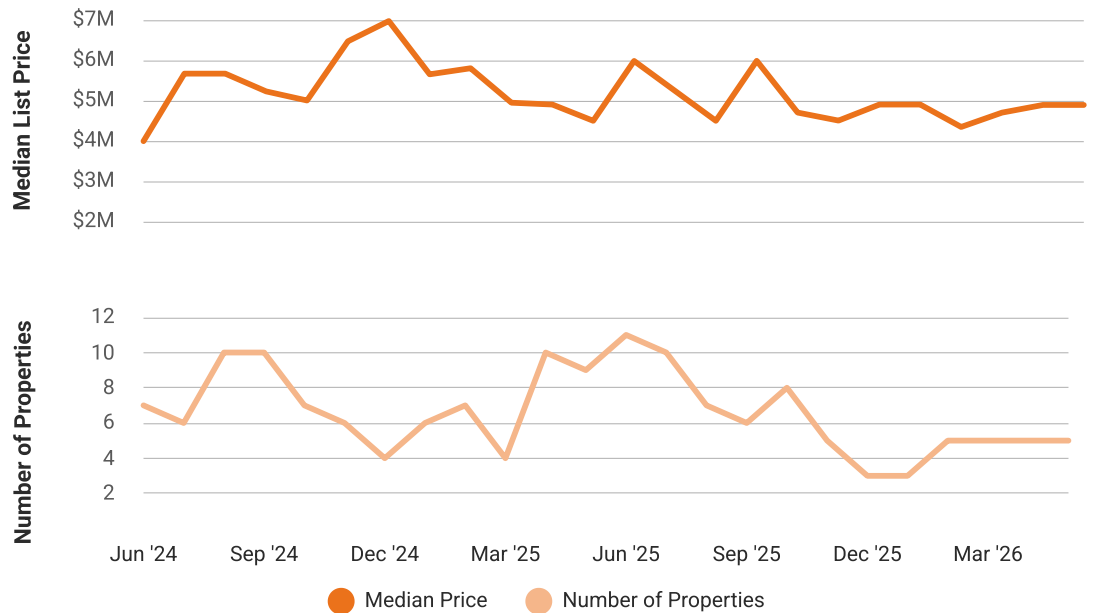
Median List Price vs Active Listings in Monte Sereno, California

Single Family + Condo/Townhouse/Apt.

This chart compares the trend of median list price and number of active properties for the given location.

Source: Listing Data

Update Frequency: Monthly



Market Snapshot

Value and Price Changes

	Current	Last Month	Last 3 Months	Last 12 Months	Last 24 Months	Last 36 Months
Median Est. Property Value Last Updated: 5/31/2026	\$4,483,560	\$4,584,440 -2.2%	\$4,183,860 +7.16%	\$4,211,180 +6.47%	\$3,791,000 +18.27%	\$3,681,740 +21.78%
Median Sold Price Last Updated: 5/31/2026	\$4,775,000	\$6,018,000 -20.65%	-	\$4,462,500 +7%	\$8,350,000 -42.81%	-
Median List Price Last Updated: 5/31/2026	\$4,888,000	\$4,888,000 0%	\$4,342,000 +12.57%	\$4,495,000 +8.74%	\$7,380,000 -33.77%	\$3,722,000 +31.33%

About this Data: Because some brokerages may choose not to include their MLS listing content within the RPR platform, the analysis contained in this report may not have been created using all the available listing data within this geographical market. Median estimated property values are generated by a valuation model and are not formal appraisals. Valuations are based on public records and MLS data where licensed. The Metrics displayed here reflect **All Residential Single Family, Condo, Townhouse and Apartment properties** data.

Market Activity

Market Activity Filters

Sort Order: Date

Maximum Properties Per Change Type: 10

Change Types: New Listings, Pending, Closed, Distressed

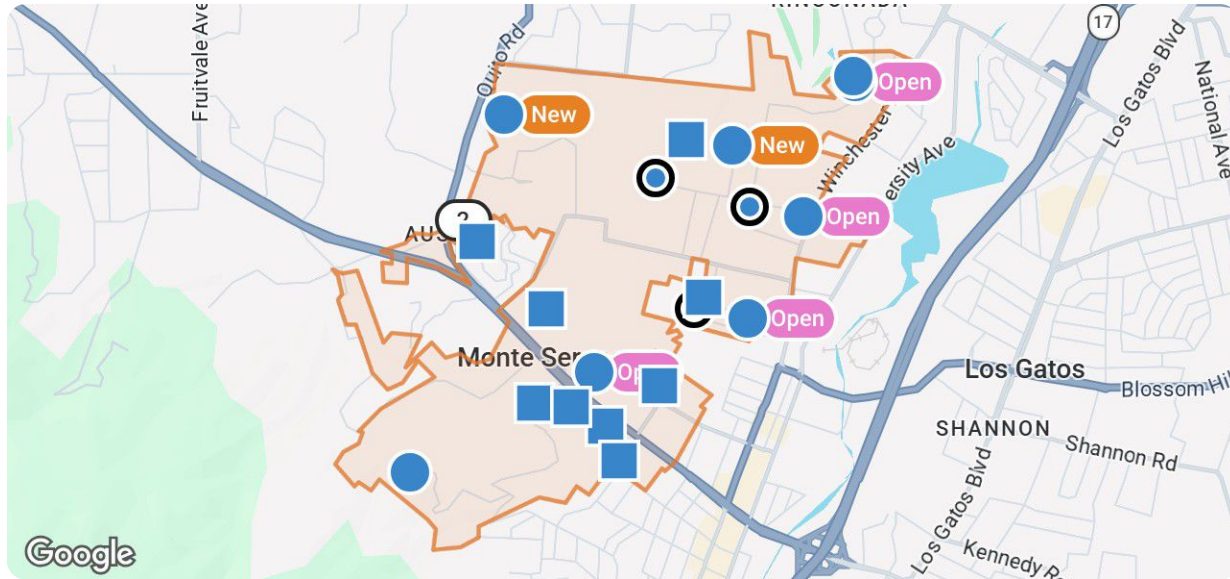
Property Types: Single Family, Condo/Townhouse/Apt

Property Features: Sale Price: Any, Lease Price: Any, Beds: Any, Baths: Any, Living Area: Any, Lot Size (acre): Any, Year Built: Any

Monte Sereno, California

Summary

For Sale Activity in the Last 3 Months



Legend

- For Sale
- For Sale Pending
- Recently Closed

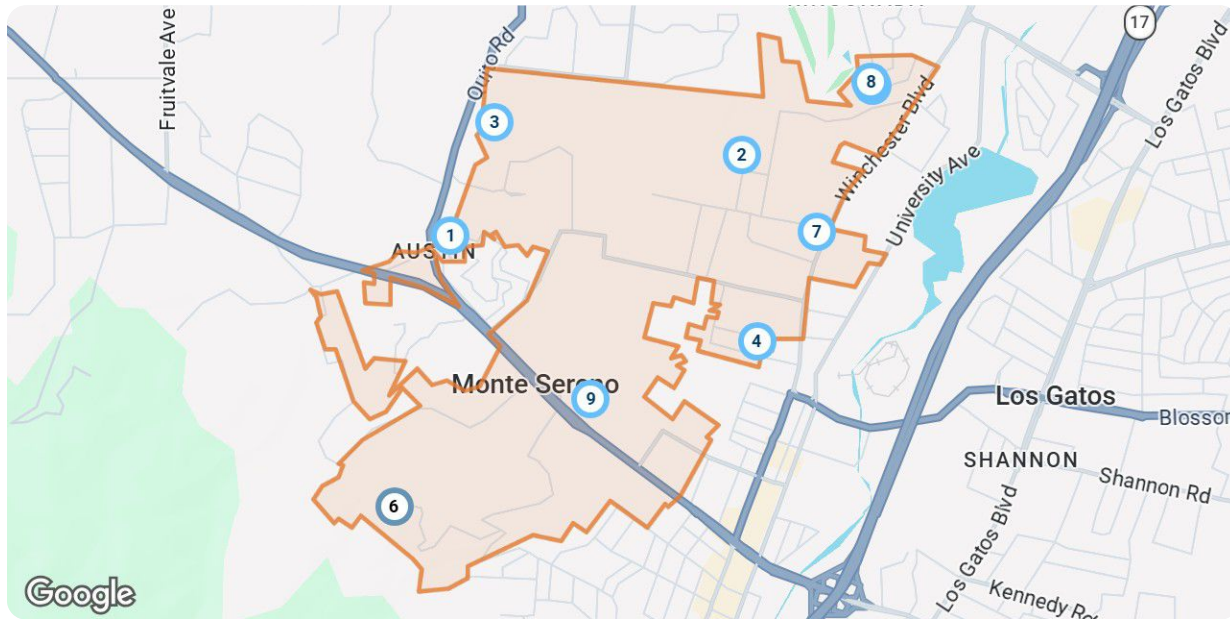
	New	Pending	Closed
Number of Properties	8	4	10
Lowest Listing Price / Est.Value	\$3,998,888	\$3,998,000	\$3,528,000
Median Listing Price / Est.Value	\$5,141,500	\$4,349,000	\$4,650,000
Highest Listing Price / Est.Value	\$9,500,000	\$4,888,000	\$9,624,500
Average Price / sqft	\$1,409	\$1,483	\$1,387
Median Price / sqft	\$1,476	\$1,534	\$1,427
Average Days in RPR	30	13	13
Median Days in RPR	18	6	9
Total Volume	\$44,979,887	\$17,584,000	\$54,830,486
Source	Listings	Listings	Public Records & Listings



Market Activity Breakdown

New

Source: Listings



Legend

- Active For Sale
- Active Under Contract

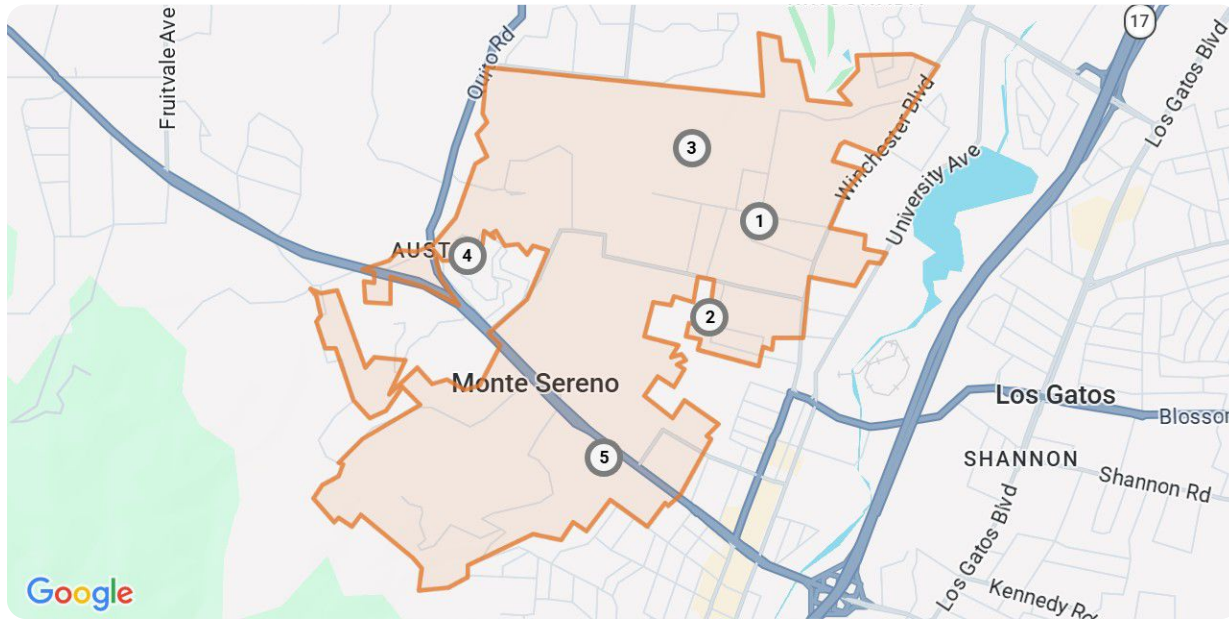
New: 8 properties		Property Type	Beds / Baths	Living Area (sq ft)	Lot Size	Year Built	List Date / Days in RPR	List Price / \$ Per Sq Ft
1	 <p>15520 Quito Rd Monte Sereno, CA 95030 MLS ID: 82049439 ● Active / For Sale</p> <p><i>Listing Courtesy of Alliance Bay Realty</i></p>	Single Family	5/6	6,032	1 acre	2004	6/2/2026 5 days	\$5,699,999 \$945/sq ft
2	 <p>15301 Robin Anne Ln Monte Sereno, CA 95030 MLS ID: 82049293 ● Active / For Sale</p> <p><i>Listing Courtesy of Compass</i></p>	Single Family	5/8	5,644	1.21 acres	2012	6/1/2026 6 days	\$9,500,000 \$1,683/sq ft
3	 <p>17660 Vista Ave Monte Sereno, CA 95030 MLS ID: 82049092 ● Active / For Sale</p> <p><i>Listing Courtesy of Compass</i></p>	Single Family	4/4	3,442	7,686 sqft	1981	6/1/2026 6 days	\$5,395,000 \$1,567/sq ft
4	 <p>17311 Zena Ave Monte Sereno, CA 95030 MLS ID: 82048380 ● Active / For Sale</p> <p><i>Listing Courtesy of Golden Gate Sotheby's International Realty</i></p>	Single Family	3/3	2,720	0.31 acres	1949	5/26/2026 12 days	\$4,250,000 \$1,563/sq ft
5	 <p>18782 Withey Rd Monte Sereno, CA 95030 MLS ID: 82038157 ● Active Under Contract / For Sale</p> <p><i>Listing Courtesy of eXp Realty of California Inc</i></p>	Single Family	4/4	3,732	1 acre	1995	3/11/2026 88 days	\$4,498,000 \$1,205/sq ft



New: 8 properties		Property Type	Beds / Baths	Living Area (sq ft)	Lot Size	Year Built	List Date / Days in RPR	List Price / \$ Per Sq Ft
6	 17506 Vineland Ave Monte Sereno, CA 95030 MLS ID: 82047268 ● Active / For Sale <i>Listing Courtesy of Coldwell Banker Realty</i>	Single Family	4/3	2,801	8,276 sqft	1993	5/14/2026 24 days	\$3,998,888 \$1,428/sq ft
7	 15027 Natalye Rd Monte Sereno, CA 95030 MLS ID: 82043663 ● Active / For Sale <i>Listing Courtesy of Golden Gate Sotheby's International Realty</i>	Single Family	4/4	4,429	0.32 acres	2000	4/27/2026 41 days	\$6,750,000 \$1,524/sq ft
8	 18211 Saratoga Los Gatos Rd Monte Sereno, CA 95030 MLS ID: 82041901 ● Active / For Sale <i>Listing Courtesy of Coldwell Banker Realty</i>	Single Family	4/2	3,603	1.36 acres	1935	4/7/2026 61 days	\$4,888,000 \$1,357/sq ft



Pending


Source: Listings



Pending: 4 properties		Property Type	Beds / Baths	Living Area (sq ft)	Lot Size / Year Built	List Date	List Price / \$ Per Sq Ft	Pending Date / Days in RPR
1	 15208 Stratford Ct Monte Sereno, CA 95030 MLS ID: 82049338 ● Pending / For Sale <i>Listing Courtesy of Golden Gate Sotheby's International Realty</i>	Single Family	5/3	3,182	0.78 acres 1965	6/1/2026	\$3,998,000 \$1,256/sq ft	6/4/2026 3 days
2	 17660 Vineland Ave Monte Sereno, CA 95030 MLS ID: 82043846 ● Pending / For Sale <i>Listing Courtesy of Coldwell Banker Realty</i>	Single Family	4/4	2,900	0.26 acres 1962	4/21/2026	\$4,498,000 \$1,551/sq ft	5/29/2026 38 days

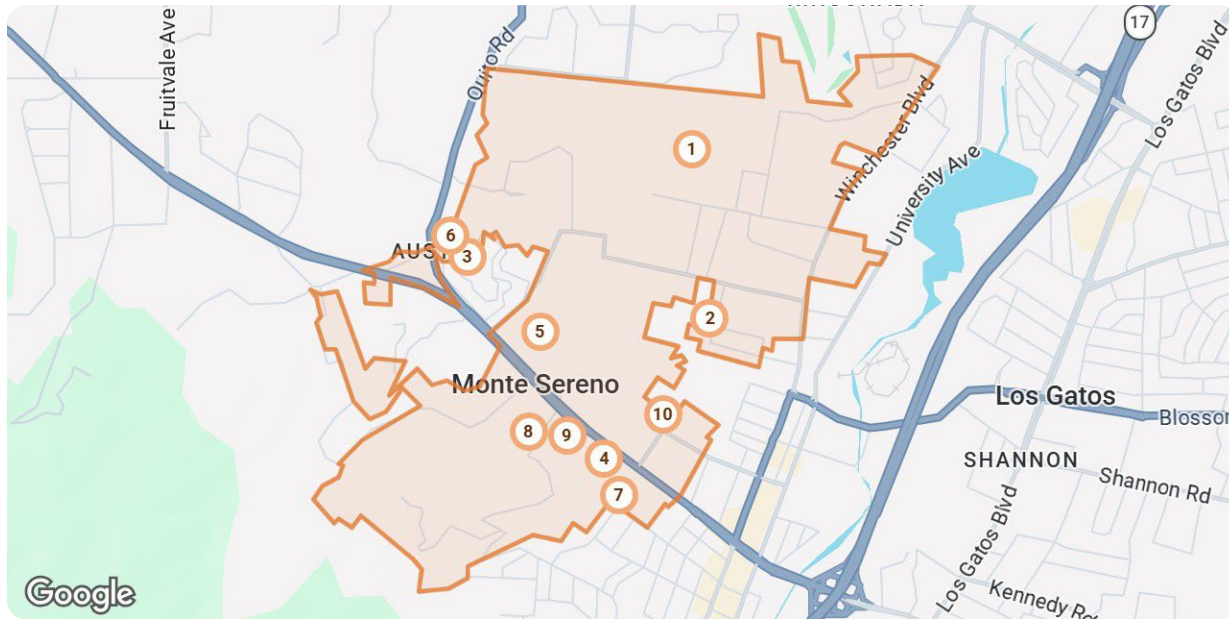
Monte Sereno, California

Pending: 4 properties		Property Type	Beds / Baths	Living Area (sq ft)	Lot Size / Year Built	List Date	List Price / \$ Per Sq Ft	Pending Date / Days in RPR
	 <p>15820 Bruce Ct Monte Sereno, CA 95030 MLS ID: 82047692 ● Pending / For Sale</p> <p><i>Listing Courtesy of Compass</i></p>	Single Family	4/3	2,770	9,583 sqft 1987	5/20/2026	\$4,200,000 \$1,516/sq ft	5/25/2026 5 days

	 <p>15392 Via Palomino Monte Sereno, CA 95030 MLS ID: 82044208 ● Pending / For Sale</p> <p><i>Listing Courtesy of Christie's International Real Estate Sereno</i></p>	Single Family	5/4	3,037	0.55 acres 1968	5/5/2026	\$4,888,000 \$1,609/sq ft	5/12/2026 7 days
---	---	---------------	-----	-------	--------------------	----------	------------------------------	---------------------







Closed

Source: Public Records and Listings










Legend

 Closed

Closed: 10 properties		Property Type	Beds / Baths	Living Area (sq ft)	Lot Size / Year Built	Closed Date / Days in RPR	Closed Price / \$ Per Sq Ft	List to Sold Price %
	 <p>15288 Via Pinto Monte Sereno, CA 95030 MLS ID: 82025383 ■ Closed / For Sale</p> <p><i>Courtesy of Milestone Real Estate Services</i></p>	Single Family	5/9	8,328	0.5 acres 2021	5/22/2026 30 days	\$9,000,000 \$1,081/sq ft	↑ 0.06%
	 <p>15781 Poppy Ln Monte Sereno, CA 95030 MLS ID: 82042660 ■ Closed / For Sale</p> <p><i>Courtesy of Golden Gate Sotheby's International Realty</i></p>	Single Family	3/2	2,194	9,375 sqft 2017	5/19/2026 10 days	\$3,800,000 \$1,732/sq ft	↑ 0.58%
	 <p>18570 Oak Dr Monte Sereno, CA 95030 MLS ID: 82043352 ■ Closed / For Sale</p> <p><i>Courtesy of Compass</i></p>	Single Family	5/3	2,975	0.68 acres 1956	5/14/2026 5 days	\$4,550,000 \$1,529/sq ft	↑ 5.13%



Closed: 10 properties		Property Type	Beds / Baths	Living Area (sq ft)	Lot Size / Year Built	Closed Date / Days in RPR	Closed Price / \$ Per Sq Ft	List to Sold Price %
4	 <p>16202 Serena Vista Ct Monte Sereno, CA 95030 MLS ID: 82036971 Closed / For Sale</p> <p><i>Courtesy of Compass</i></p>	Single Family	5/3	3,802	0.65 acres / 1925	5/11/2026 / 29 days	\$5,000,000 / \$1,315/sq ft	↑ 6.43%
5	 <p>18331 Lexington Dr Monte Sereno, CA 95030 MLS ID: 82039426 Closed / For Sale</p> <p><i>Courtesy of Compass</i></p>	Single Family	4/8	8,710	1.28 acres / 1992	4/26/2026 / 8 days	\$9,624,500 / \$1,105/sq ft	↓ 2.66%
6	 <p>15520 Quito Rd Monte Sereno, CA 95030 MLS ID: 82044624 Closed / For Sale</p> <p><i>Courtesy of Peter Carey Realty</i></p>	Single Family	5/5	6,032	1 acre / 2004	4/25/2026 / - days	\$4,750,000 / \$787/sq ft	-
7	 <p>16345 Alexander Ct Monte Sereno, CA 95030 MLS ID: 82037329 Closed / For Sale</p> <p><i>Courtesy of Christie's International Real Estate Sereno</i></p>	Single Family	4/5	2,965	0.29 acres / 1969	4/21/2026 / 13 days	\$3,927,986 / \$1,325/sq ft	↓ 1.75%
8	 <p>16125 Hillvale Ave Monte Sereno, CA 95030 Closed / Public Record</p> <p><i>Google</i></p>	Single Family	4/4	2,895	1.3 acres / 1951	4/15/2026 / - days	\$4,500,000 / \$1,378/sq ft	-
9	 <p>18211 Bancroft Ave Monte Sereno, CA 95030 MLS ID: 82040024 Closed / For Sale</p> <p><i>Courtesy of Coldwell Banker Realty</i></p>	Single Family	5/7	3,903	0.42 acres / 2005	4/13/2026 / 3 days	\$6,150,000 / \$1,576/sq ft	↑ 6.98%
10	 <p>17981 Rose Ct Monte Sereno, CA 95030 MLS ID: 82036848 Closed / For Sale</p> <p><i>Courtesy of Compass</i></p>	Single Family	3/2	1,895	9,555 sqft / 1949	4/9/2026 / 8 days	\$3,528,000 / \$1,862/sq ft	↑ 17.68%

Monte Sereno, California

Summary

For Lease Activity in the Last 3 Months



Legend

■ Recently Leased

	Closed
Number of Properties	1
Lowest Listing Price / Est.Value	\$10,500
Median Listing Price / Est.Value	\$10,500
Highest Listing Price / Est.Value	\$10,500
Average Price / sqft	\$3
Median Price / sqft	\$3
Average Days in RPR	11
Median Days in RPR	11
Total Volume	\$10,500

Source

Public Records & Listings

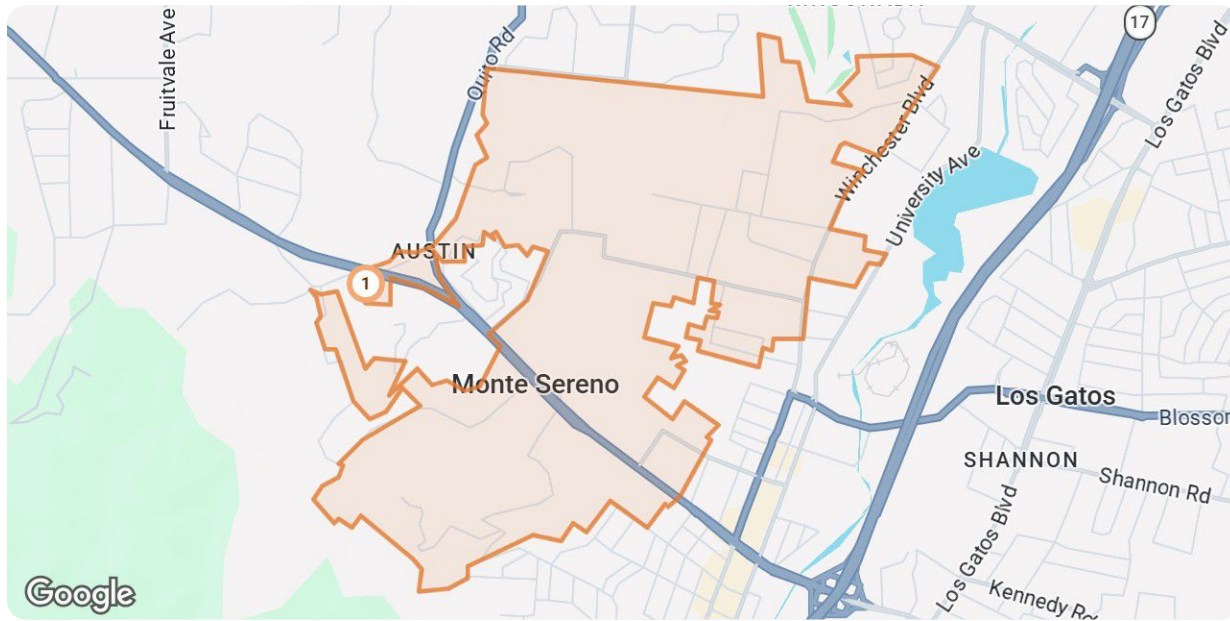


Monte Sereno, California

Market Activity Breakdown

Closed


Source: Public Records and Listings



Legend

● Closed

Closed: 1 properties

	Property Type	Beds / Baths	Living Area (sq ft)	Lot Size / Year Built	Closed Date / Days in RPR	Closed Price / \$ Per Sq Ft	List to Sold Price %
 <p>18816 Montalvo Oaks Cir Monte Sereno, CA 95030 MLS ID: 82038242</p> <p>■ Closed / For Lease</p>	Single Family	5/5	3,076	5,415 sqft 2021	3/24/2026 11 days	- \$3/sq ft	-

Courtesy of Claremont Properties



Monte Sereno, California

About RPR

- RPR® is the nation's largest property database, exclusively for REALTORS®. It empowers REALTORS® to help buyers and sellers make informed decisions, backed by a real estate database covering more than 160 million residential and commercial properties in the United States.
- RPR is a wholly owned subsidiary of the National Association of REALTORS® and a member benefit to REALTORS®.
- RPR's data sources range from MLSs and county-level tax and assessment offices, to the U.S. Census and FEMA, to specialty data set providers such as Esri (consumer data), Niche (school information) and Precisely (geographic boundaries).

Learn More

For more information about RPR, please visit RPR's public website: <https://blog.narrpr.com>



RPR®

