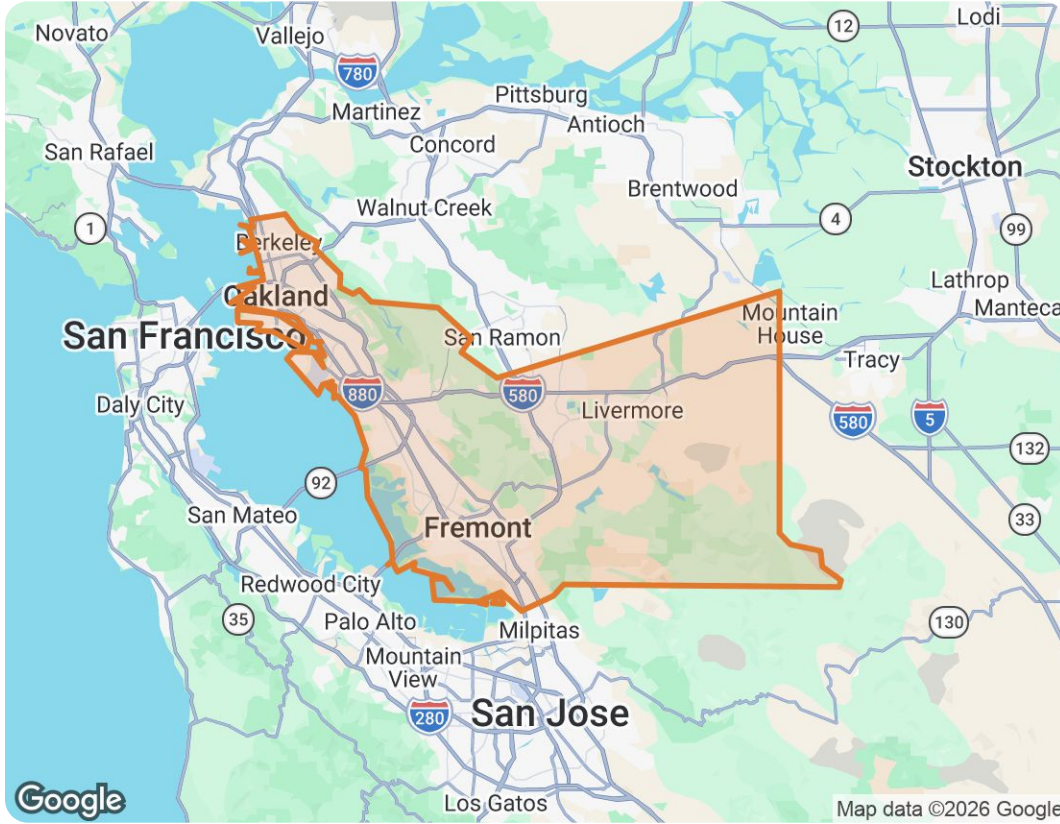


Alameda County, California



The biggest buyer rebates and lowest selling fees in real estate – without sacrificing full-service support, 7 days a week.

ShopProp Licensed CA, WA, HI, AZ, MI, TX, VA, CO

📞 Office (888) 821-0556

✉️ team@shopprop.com

🌐 www.shopprop.com



ShopProp Inc.



Alameda County, California

Market Trends

Market Trends for Alameda County, California

Single Family + Condo/Townhouse/Apt.

April 2026

Market Type

**Seller's
Market**

Balanced
Market

Buyer's
Market

Key Details

<p>Months of Inventory</p> <p>2.14</p> <p>↑ 4.9% MoM</p>	<p>Sold to List Price %</p> <p>108.6%</p> <p>↓ 0.24% MoM</p>	<p>Median Days in RPR</p> <p>13</p>	<p>Median Sold Price</p> <p>\$1,110,000</p> <p>↑ 0.45% MoM</p>
---	---	--	---

May 2026 Median Estimated Property Value

Single Family + Condo/Townhouse/Apt.

This graphic displays property estimates for a market area and a subject property, where one has been selected. Estimated property values are generated by a valuation model and are not formal appraisals.

Source: Public records, and MLS sources where licensed

Update Frequency: Monthly

Median Estimated Value

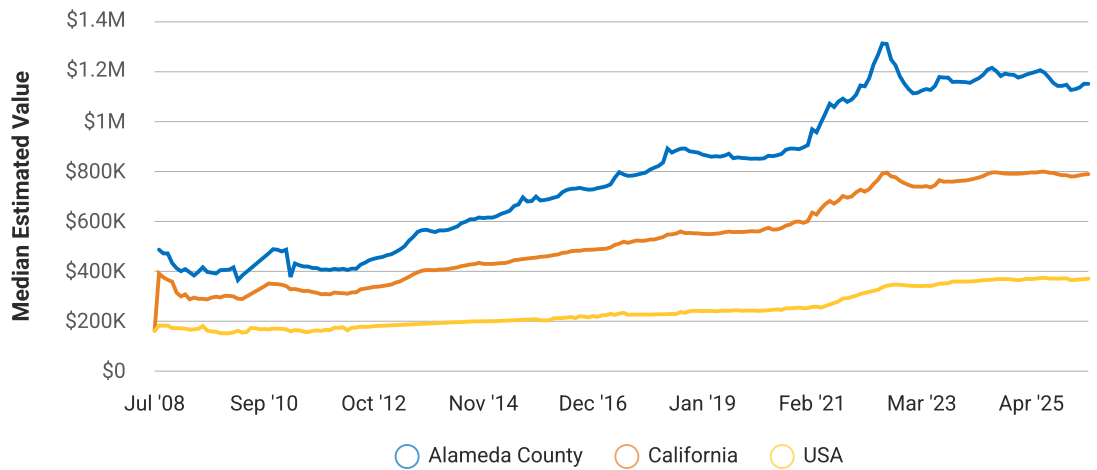
\$1,148,800

Last Month Change

—

12 Month Change

-4%



Alameda County, California

April 2026 Active Listings

Alameda County, California

Single Family + Condo/Townhouse/Apt.

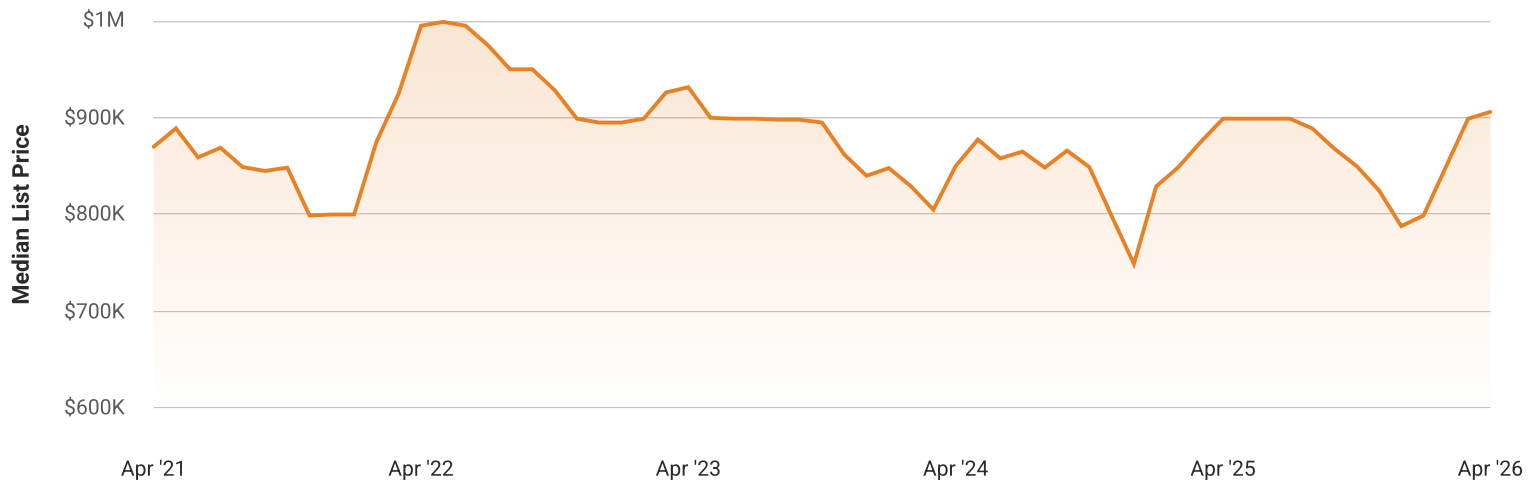
This graphic summarizes key statistics for properties that were in an active status on the last day of each month. RPR uses list date and a derived pending date to determine if the listing was active on the last day of the month. An end-of-month snapshot of active listings helps to understand inventory levels, price points and duration on the market.

Source: Listing sources

Update Frequency: Monthly

Median List Price - \$906,000

↑ 0.8% Month over Month



Alameda County, California

April 2026 Sold Listings

Alameda County, California

Single Family + Condo/Townhouse/Apt.

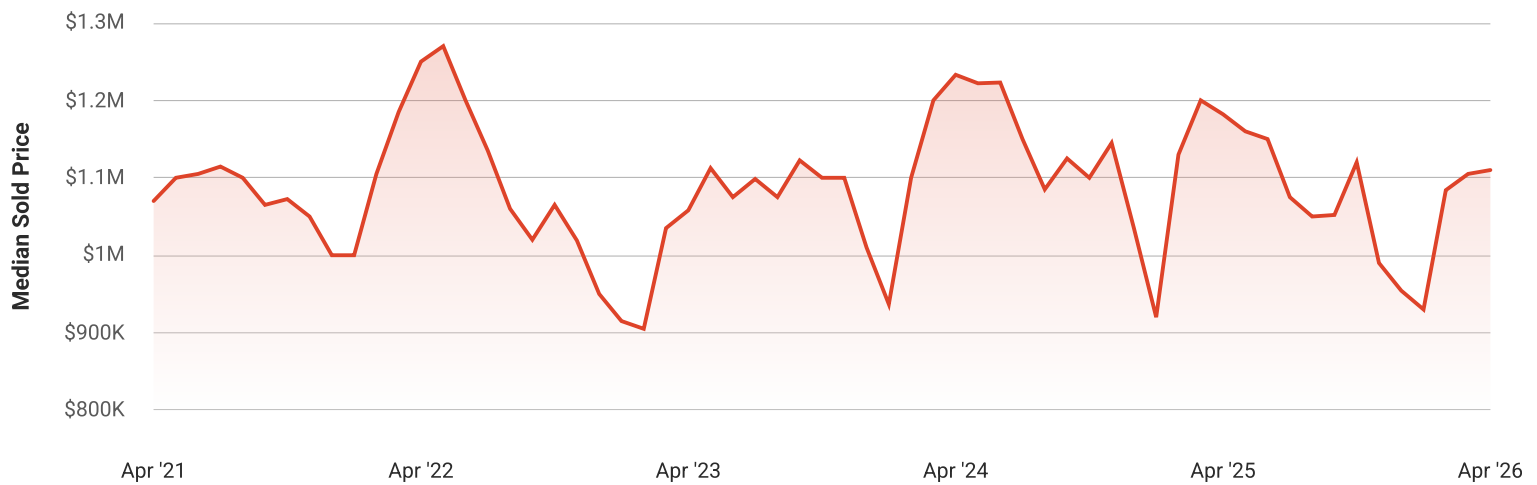
This graphic summarizes key statistics for properties that sold each month. RPR uses a derived sold date to determine when a property moved into a sold status within the given month. These statistics are important for understanding the price points on sold properties as well as the difference between the list price and sold price, which reveals whether buyers are paying over or under the asking price.

Source: Listing sources

Update Frequency: Monthly

Median Sold Price - \$1,110,000

↑ 0.5% Month over Month



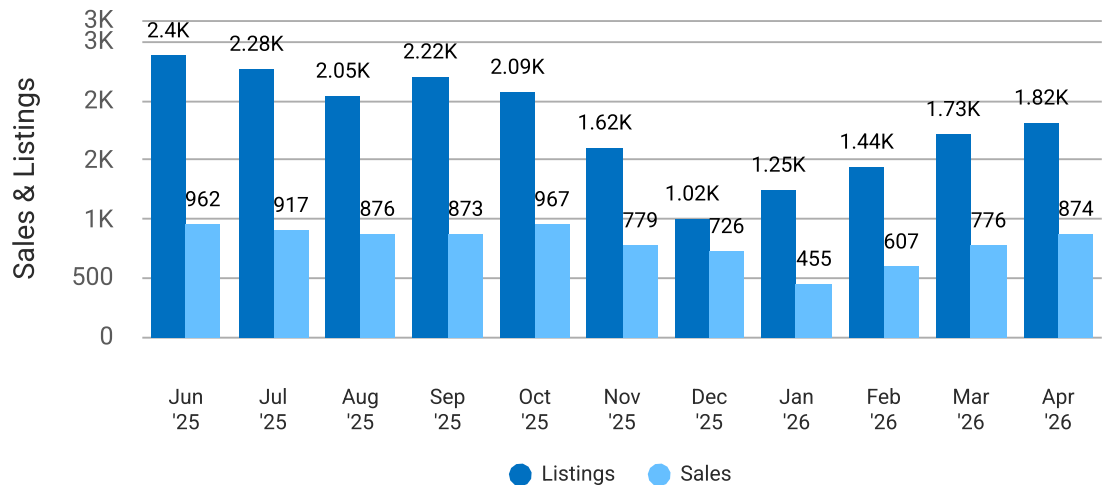
Total Sales and Active Listings in Alameda County, California

Single Family + Condo/Townhouse/Apt.

This graph compares the number of sales with the number of active listings in the local market.

Source: MLS data where licensed

Update Frequency: Monthly



Alameda County, California

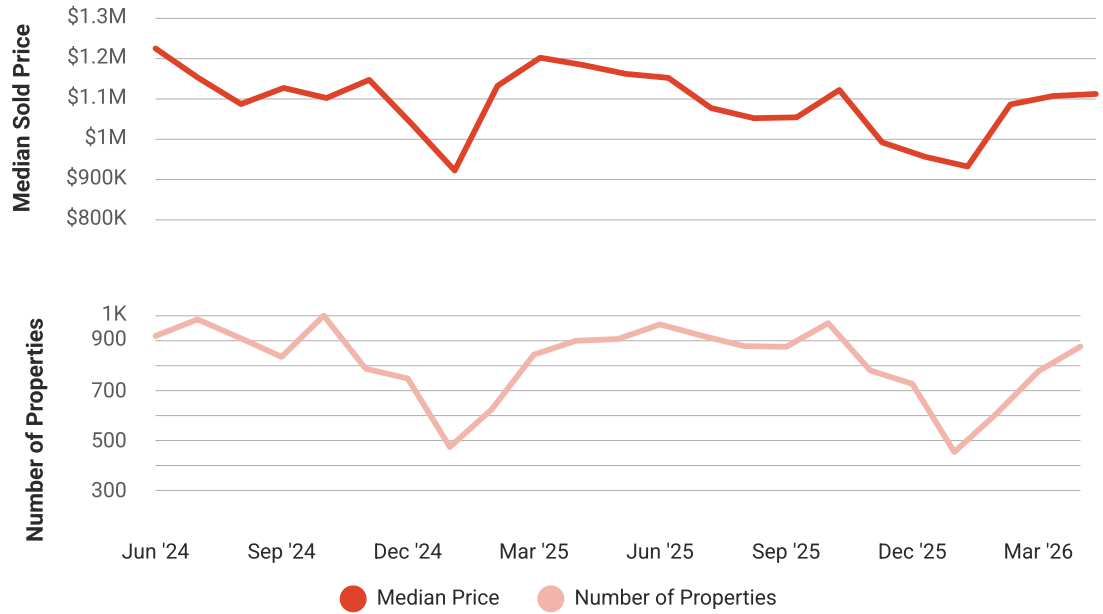
Median Sold Price vs Sold Listings in Alameda County, California

Single Family + Condo/Townhouse/Apt.

This chart compares the trend of median sold price and number of sold listings for the given location.

Source: Listing Data

Update Frequency: Monthly



Median List Price vs Active Listings in Alameda County, California

Single Family + Condo/Townhouse/Apt.

This chart compares the trend of median list price and number of active properties for the given location.

Source: Listing Data

Update Frequency: Monthly



Market Snapshot

Value and Price Changes

	Current	Last Month	Last 3 Months	Last 12 Months	Last 24 Months	Last 36 Months
Median Est. Property Value Last Updated: 5/31/2026	\$1,148,800	\$1,149,190 -0.03%	\$1,127,460 +1.89%	\$1,197,000 -4.03%	\$1,184,920 -3.05%	\$1,124,460 +2.16%
Median Sold Price Last Updated: 4/30/2026	\$1,110,000	\$1,105,000 +0.45%	\$930,000 +19.35%	\$1,182,000 -6.09%	\$1,233,000 -9.98%	\$1,058,000 +4.91%
Median List Price Last Updated: 4/30/2026	\$906,000	\$899,000 +0.78%	\$799,000 +13.39%	\$899,000 +0.78%	\$850,000 +6.59%	\$931,500 -2.74%

About this Data: Because some brokerages may choose not to include their MLS listing content within the RPR platform, the analysis contained in this report may not have been created using all the available listing data within this geographical market.
 Median estimated property values are generated by a valuation model and are not formal appraisals. Valuations are based on public records and MLS data where licensed. The Metrics displayed here reflect **All Residential Single Family, Condo, Townhouse and Apartment properties** data.

Market Activity

Market Activity Filters

Sort Order: Date

Maximum Properties Per Change Type: 10

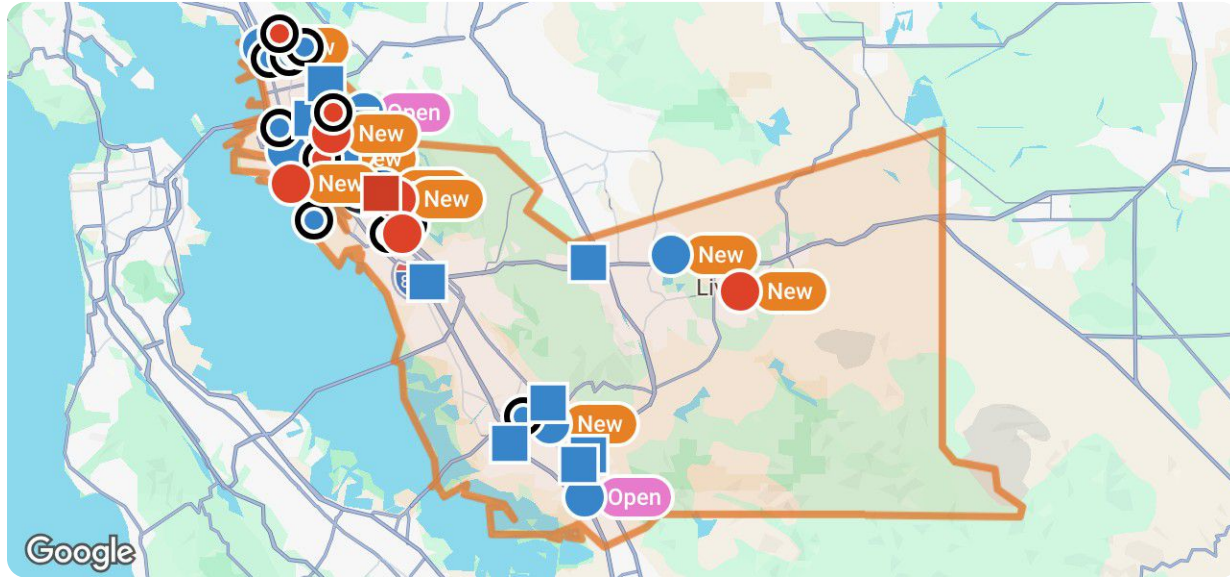
Change Types: New Listings, Pending, Closed, Distressed

Property Types: Single Family, Condo/Townhouse/Apt

Property Features: Sale Price: Any, Lease Price: Any, Beds: Any, Baths: Any, Living Area: Any, Lot Size (acre): Any, Year Built: Any

Summary

For Sale Activity in the Last 3 Months



Legend

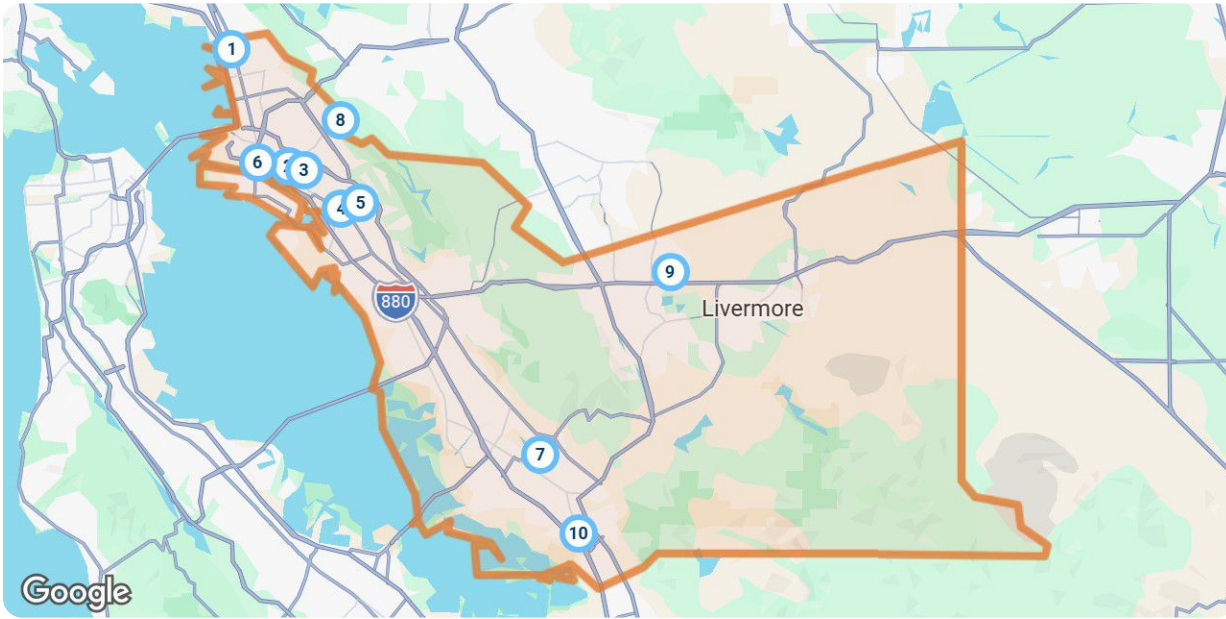
- For Sale
- For Sale Pending
- Distressed For Sale or Lease
- Distressed Pending
- Recently Closed
- Distressed

	New	Pending	Closed	Distressed
Number of Properties	10	10	10	10
Lowest Listing Price / Est.Value	\$399,900	\$499,000	\$625,000	\$433,362
Median Listing Price / Est.Value	\$899,500	\$948,500	\$1,345,000	\$690,000
Highest Listing Price / Est.Value	\$1,799,000	\$1,825,000	\$2,800,000	\$5,500,000
Average Price / sqft	\$565	\$713	\$933	\$623
Median Price / sqft	\$527	\$685	\$930	\$554
Average Days in RPR	-1	30	33	42
Median Days in RPR	-1	22	15	28
Total Volume	\$9,758,899	\$11,237,000	\$15,615,000	\$11,816,249
Source	Listings	Listings	Public Records & Listings	Public Records & Listings

Market Activity Breakdown

New

Source: Listings



Legend

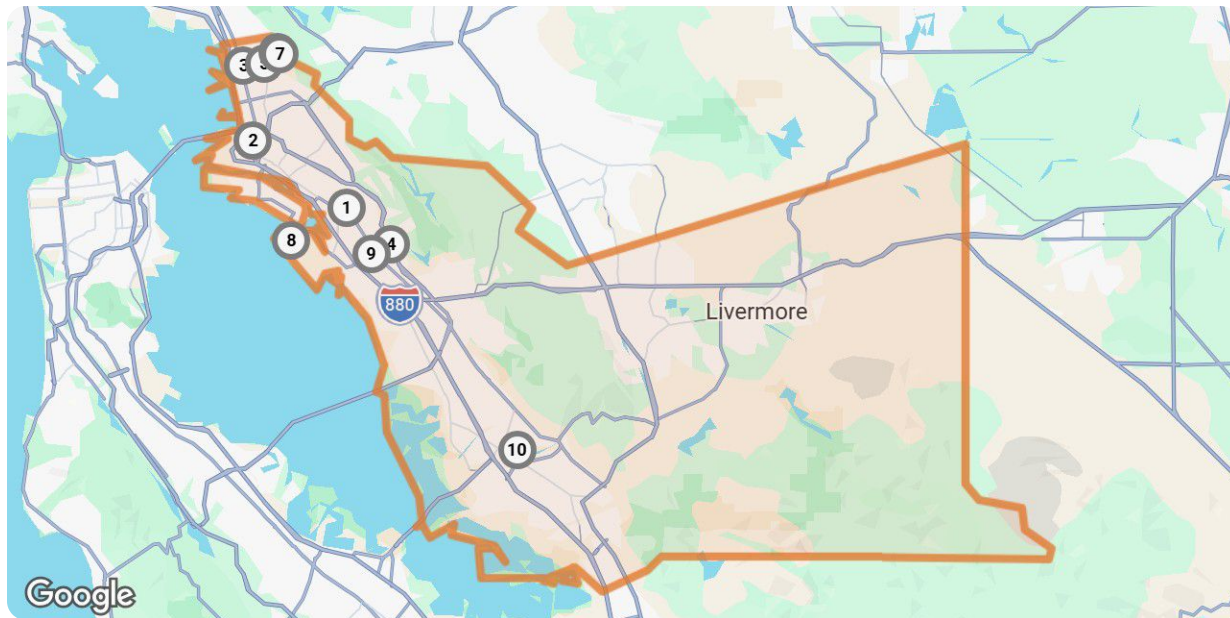
● Active For Sale

New: 10 properties		Property Type	Beds / Baths	Living Area (sq ft)	Lot Size	Year Built	List Date / Days in RPR	List Price / \$ Per Sq Ft
1	 <p>906 Adams St Albany, CA 94706 MLS ID: 41136661 ● Active / For Sale</p> <p><i>Listing Courtesy of Real Estate Solutions</i></p>	Single Family	3/3	1,507	2,500 sqft	2026	6/5/2026 -1 days	\$1,150,000 \$763/sq ft
2	 <p>1116 E 20th St Oakland, CA 94606 MLS ID: 41137241 ● Active / For Sale</p> <p><i>Listing Courtesy of KW Advisors East Bay</i></p>	Single Family	4/2	1,441	2,790 sqft	1910	6/4/2026 - days	\$649,000 \$450/sq ft
3	 <p>2658 23rd Ave Oakland, CA 94606 MLS ID: 226070960 ● Active / For Sale</p> <p><i>Listing Courtesy of Dalton Wade, Inc.</i></p>	Single Family	4/3	1,366	4,356 sqft	1906	6/4/2026 - days	\$749,000 \$548/sq ft
4	 <p>1475 70th Ave Oakland, CA 94621 MLS ID: 41137133 ● Active / For Sale</p> <p><i>Listing Courtesy of BETTER HOMES REALTY/MCARTHUR</i></p>	Single Family	3/2	1,380	4,000 sqft	1918	6/4/2026 - days	\$699,000 \$507/sq ft
5	 <p>2764 78th Ave Oakland, CA 94605 MLS ID: 41137176 ● Active / For Sale</p> <p><i>Listing Courtesy of Bcre</i></p>	Single Family	3/2	1,059	3,724 sqft	1923	6/4/2026 - days	\$524,999 \$496/sq ft

New: 10 properties		Property Type	Beds / Baths	Living Area (sq ft)	Lot Size	Year Built	List Date / Days in RPR	List Price / \$ Per Sq Ft
6	 <p>423 7th St, Unit 208 Oakland, CA 94607 MLS ID: 41137168 ● Active / For Sale</p> <p><i>Listing Courtesy of Bq Group</i></p>	Condo/Townhouse/Apt.	2/1	1,105	0.75 acres	2008	6/4/2026 - days	\$399,900 \$362/sq ft
7	 <p>38179 Acacia Ct Fremont, CA 94536 MLS ID: 41137191 ● Active / For Sale</p> <p><i>Listing Courtesy of Redfin</i></p>	Single Family	4/3	2,588	6,733 sqft	1992	6/4/2026 - days	\$1,799,000 \$695/sq ft
8	 <p>6785 Aitken Dr Oakland, CA 94611 MLS ID: 41137125 ● Active / For Sale</p> <p><i>Listing Courtesy of Red Oak Realty</i></p>	Single Family	4/3	2,640	8,680 sqft	1963	6/4/2026 - days	\$1,050,000 \$398/sq ft
9	 <p>2857 Alliston Loop Dublin, CA 94568 MLS ID: 41137123 ● Active / For Sale</p> <p><i>Listing Courtesy of Valleyventures Realty Inc</i></p>	Single Family	4/4	2,327	3,218 sqft	2017	6/4/2026 - days	\$1,649,000 \$709/sq ft
10	 <p>45188 Ambition St, Unit 202 Fremont, CA 94538 MLS ID: 82049758 ● Active / For Sale</p> <p><i>Listing Courtesy of 168 Realty</i></p>	Condo/Townhouse/Apt.	3/2	1,504	-	2023	6/4/2026 - days	\$1,089,000 \$724/sq ft

Pending










Source: Listings



Legend

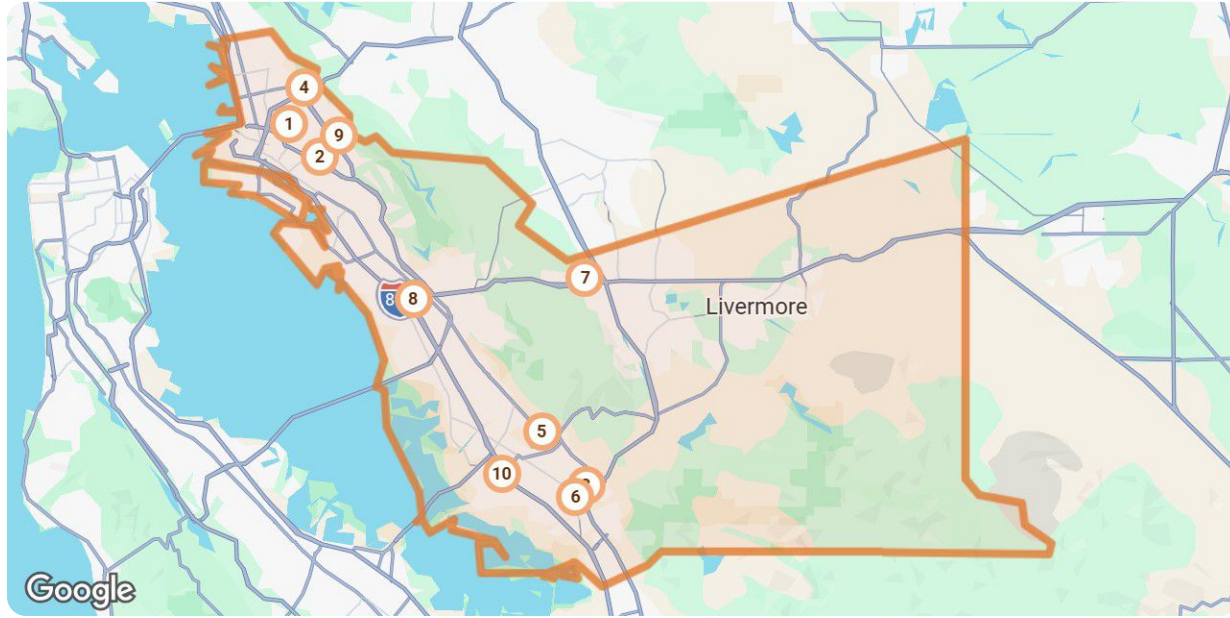
● Pending



Pending: 10 properties		Property Type	Beds / Baths	Living Area (sq ft)	Lot Size / Year Built	List Date	List Price / \$ Per Sq Ft	Pending Date / Days in RPR
1	 <p>1815 68th Ave Oakland, CA 94621 MLS ID: 41131235 ● Pending / For Sale</p> <p><i>Listing Courtesy of Exp Realty Of California, Inc</i></p>	Single Family	3/1	1,184	3,800 sqft 1923	4/16/2026	\$499,000 \$421/sq ft	6/4/2026 49 days
2	 <p>2602 Adeline St Oakland, CA 94607 MLS ID: 41129486 ● Pending / For Sale</p> <p><i>Listing Courtesy of Corcoran Icon Properties</i></p>	Single Family	4/5	2,907	8,418 sqft 1898	5/22/2026	\$1,295,000 \$445/sq ft	6/4/2026 13 days
3	 <p>1175 Camelia St Berkeley, CA 94702 MLS ID: 41136447 ● Pending / For Sale</p> <p><i>Listing Courtesy of Exp Realty Of California, Inc</i></p>	Single Family	2/1	967	3,500 sqft 1925	5/29/2026	\$899,000 \$930/sq ft	6/4/2026 6 days
4	 <p>543 Fortuna Ave San Leandro, CA 94577 MLS ID: 41132021 ● Pending / For Sale</p> <p><i>Listing Courtesy of Redfin</i></p>	Single Family	2/2	1,212	4,738 sqft 1939	5/7/2026	\$929,000 \$767/sq ft	6/4/2026 28 days
5	 <p>1408 Henry St Berkeley, CA 94709 MLS ID: 41127513 ● Pending / For Sale</p> <p><i>Listing Courtesy of Compass</i></p>	Condo/Townhouse/Apt.	2/2	1,509	7,991 sqft 1982	3/23/2026	\$968,000 \$641/sq ft	6/4/2026 73 days
6	 <p>1126 Keeler Ave Berkeley, CA 94708 MLS ID: 41135379 ● Pending / For Sale</p> <p><i>Listing Courtesy of Red Oak Realty</i></p>	Single Family	3/2	1,916	7,954 sqft 1950	5/20/2026	\$1,395,000 \$728/sq ft	6/4/2026 15 days
7	 <p>1185 Keeler Ave Berkeley, CA 94708 MLS ID: 41133395 ● Pending / For Sale</p> <p><i>Listing Courtesy of Compass</i></p>	Single Family	3/3	1,738	9,180 sqft 1965	5/4/2026	\$1,825,000 \$1,050/sq ft	6/4/2026 31 days
8	 <p>710 Lagunaria Ln Alameda, CA 94502 MLS ID: 41136359 ● Pending / For Sale</p> <p><i>Listing Courtesy of Bhhs Drysdale Properties</i></p>	Condo/Townhouse/Apt.	2/3	1,534	1,428 sqft 1978	5/28/2026	\$850,000 \$554/sq ft	6/4/2026 7 days
9	 <p>291 Lorraine Blvd San Leandro, CA 94577 MLS ID: 41134919 ● Pending / For Sale</p> <p><i>Listing Courtesy of Rinetti & Co., Realtors®</i></p>	Single Family	3/2	1,495	4,000 sqft 1941	5/20/2026	\$828,000 \$554/sq ft	6/4/2026 15 days
10	 <p>3179 Mackenzie Pl Fremont, CA 94536 MLS ID: 41130005 ● Pending / For Sale</p> <p><i>Listing Courtesy of Buy Sell Home Realty</i></p>	Single Family	3/2	1,688	5,800 sqft 1972	4/7/2026	\$1,749,000 \$1,036/sq ft	6/4/2026 58 days

Closed

Source: Public Records and Listings



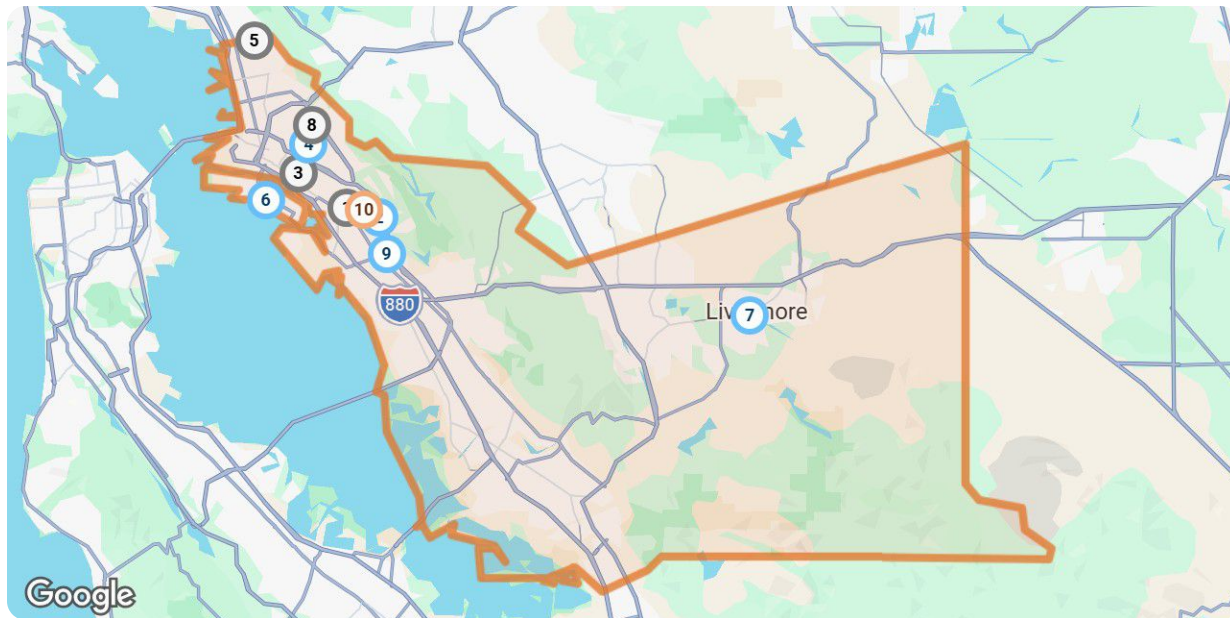
Legend
● Closed

Closed: 10 properties		Property Type	Beds / Baths	Living Area (sq ft)	Lot Size / Year Built	Closed Date / Days in RPR	Closed Price / \$ Per Sq Ft	List to Sold Price %
1	 <p>1767 Brandon St Oakland, CA 94611 MLS ID: 41133928</p> <p>Closed / For Sale</p> <p><i>Courtesy of Compass</i></p>	Single Family	2/1	945	3,977 sqft 1902	6/4/2026 11 days	\$1,262,000 \$1,335/sq ft	↑ 57.95%
2	 <p>2201 Coloma St Oakland, CA 94602 MLS ID: 41130168</p> <p>Closed / For Sale</p> <p><i>Courtesy of Compass</i></p>	Condo/Townhouse/Apt.	2/1	1,070	4,797 sqft 1910	6/4/2026 35 days	\$625,000 \$584/sq ft	↑ 2.46%
3	 <p>2247 Dayle Ct Fremont, CA 94539 MLS ID: 82046050</p> <p>Closed / For Sale</p> <p><i>Courtesy of Realty World - Green Properties</i></p>	Single Family	3/2	1,476	9,072 sqft 1959	6/4/2026 8 days	\$2,158,000 \$1,462/sq ft	↑ 13.88%
4	 <p>6 Dorothy Pl Berkeley, CA 94705 MLS ID: 41131787</p> <p>Closed / For Sale</p> <p><i>Courtesy of Golden Gate Sotheby's Int'l Re</i></p>	Single Family	3/3	2,905	0.34 acres 1995	6/4/2026 15 days	\$2,800,000 \$964/sq ft	↑ 12.22%
5	 <p>27 Duarte Ave Fremont, CA 94536 MLS ID: 82045385</p> <p>Closed / For Sale</p> <p><i>Courtesy of KW Silicon City</i></p>	Single Family	4/2	1,260	6,017 sqft 1925	6/4/2026 5 days	\$1,340,000 \$1,063/sq ft	↓ 2.9%

Closed: 10 properties		Property Type	Beds / Baths	Living Area (sq ft)	Lot Size / Year Built	Closed Date / Days in RPR	Closed Price / \$ Per Sq Ft	List to Sold Price %
6	 <p>3614 Kay Ct Fremont, CA 94538 MLS ID: 41125345 Closed / For Sale</p> <p><i>Courtesy of Nexthome Town & Country</i></p>	Single Family	4/3	2,128	10,211 sqft / 1958	6/4/2026 / 70 days	\$1,950,000 / \$916/sq ft	↓ 2.49%
7	 <p>7295 Kolb Pl Dublin, CA 94568 MLS ID: 41132735 Closed / For Sale</p> <p><i>Courtesy of Vetted Real Estate</i></p>	Single Family	3/2	1,648	9,172 sqft / 1964	6/4/2026 / 15 days	\$1,350,000 / \$819/sq ft	↑ 3.93%
8	 <p>181 E Lewelling Blvd Ashland, CA 94580 MLS ID: 41119953 Closed / For Sale</p> <p><i>Courtesy of Berkshire Hathaway Home Services</i></p>	Single Family	2/1	970	0.54 acres / 1920	6/4/2026 / 128 days	\$915,000 / \$943/sq ft	↓ 8.41%
9	 <p>2871 Morley Dr Oakland, CA 94611 MLS ID: 41132782 Closed / For Sale</p> <p><i>Courtesy of Compass</i></p>	Single Family	2/3	3,190	0.55 acres / 1954	6/4/2026 / 15 days	\$2,400,000 / \$752/sq ft	↑ 0.21%
10	 <p>5319 Port Sailwood Dr Newark, CA 94560 MLS ID: 82043175 Closed / For Sale</p> <p><i>Courtesy of Intero Real Estate Services</i></p>	Condo/Townhouse/Apt.	3/3	1,647	2.18 acres / 1983	6/4/2026 / 28 days	\$815,000 / \$495/sq ft	↓ 1.21%

Distressed











Source: Public Records and Listings



Legend

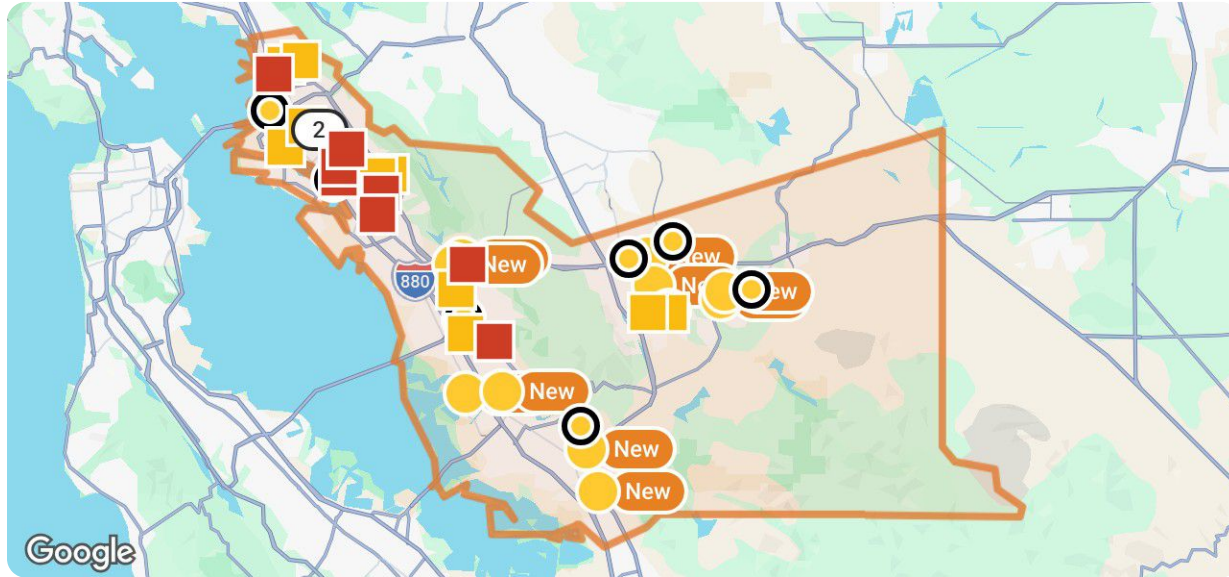
- Active For Sale
- Pending
- Closed



Distressed: 10 properties		Property Type	Beds / Baths	Living Area (sq ft)	Lot Size / Year Built	List Date / Days in RPR	List Price / \$ Per Sq Ft	Distressed Date / Type
1	 <p>1815 68th Ave Oakland, CA 94621 MLS ID: 41131235 ● Pending / For Sale</p> <p><i>Listing Courtesy of Exp Realty Of California, Inc</i></p>	Single Family	3/1	1,184	3,800 sqft 1923	4/16/2026 49 days	\$499,000 \$421/sq ft	3/18/2026 Notice of Foreclosure Sale
2	 <p>9108 Golf Links Rd Oakland, CA 94605 MLS ID: OC26118122 ● Active / For Sale</p> <p><i>Listing Courtesy of LAWYERS REALTY GROUP</i></p>	Single Family	4/2	1,572	4,281 sqft 1973	6/3/2026 1 day	\$730,000 \$464/sq ft	4/15/2026 Notice Of Default
3	 <p>1744 E 22nd St Oakland, CA 94606 MLS ID: 82039212 ● Pending / For Sale</p> <p><i>Listing Courtesy of Coldwell Banker Realty</i></p>	Single Family	2/1	1,050	4,900 sqft 1923	3/18/2026 75 days	\$448,888 \$428/sq ft	3/12/2026 Short Sale Approval Pending
4	 <p>210 La Salle Ave Piedmont, CA 94610 MLS ID: 41136791 ● Active / For Sale</p> <p><i>Listing Courtesy of Compass</i></p>	Single Family	6/5	5,257	0.34 acres 1918	6/1/2026 3 days	\$5,500,000 \$1,046/sq ft	4/24/2026 Notice Of Default
5	 <p>451 Vincente Ave Berkeley, CA 94707 MLS ID: 426126279 ● Pending / For Sale</p> <p><i>Listing Courtesy of Berkshire Hathaway-Franciscan</i></p>	Single Family	5/2	2,177	0.3 acres 1926	4/30/2026 28 days	\$995,000 \$457/sq ft	4/2/2026 Probate
6	 <p>917 Central Ave Alameda, CA 94501 MLS ID: 326045788 ● Active / For Sale</p> <p><i>Listing Courtesy of Alta Realty Group CA</i></p>	Single Family	2/1	632	3,698 sqft 1900	5/26/2026 9 days	\$650,000 \$1,028/sq ft	3/27/2026 Other - See Remarks
7	 <p>1576 4th St Livermore, CA 94550 MLS ID: 41135850 ● Active / For Sale</p> <p><i>Listing Courtesy of Tsg Premier Realty</i></p>	Single Family	2/2	1,846	7,000 sqft 1952	5/23/2026 12 days	\$1,195,000 \$647/sq ft	3/20/2026 Notice of Default
8	 <p>5630 Moraga Ave Piedmont, CA 94611 MLS ID: 425092878 ● Pending / For Sale</p> <p><i>Listing Courtesy of Compass</i></p>	Single Family	2/1	971	5,616 sqft 1966	12/24/2025 148 days	\$625,000 \$644/sq ft	3/27/2026 Short Sale
9	 <p>670 Estudillo Ave San Leandro, CA 94577 MLS ID: 41130930 ● Active / For Sale</p> <p><i>Listing Courtesy of COMMUNITY REALTY & INVESTMENTS</i></p>	Single Family	2/1	1,080	4,000 sqft 1946	4/15/2026 50 days	\$739,999 \$685/sq ft	3/23/2026 Standard Sale
10	 <p>2327 80th Ave Oakland, CA 94605 ● Closed / Public Record</p>	Single Family	2/1	1,061	3,636 sqft 1926	- - days	- \$441/sq ft	4/15/2026 Notice of Default

Summary

For Lease Activity in the Last 3 Months

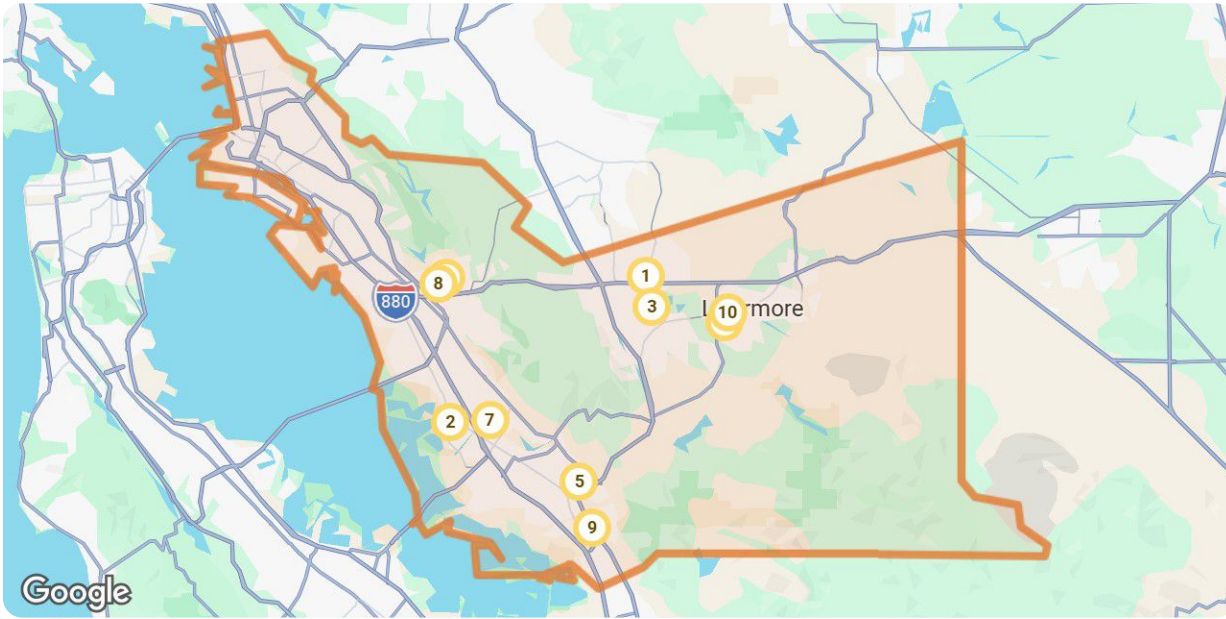


	New	Pending	Closed	Distressed
Number of Properties	10	8	10	10
Lowest Listing Price / Est.Value	\$3,200	\$1,865	\$2,800	\$345,000
Median Listing Price / Est.Value	\$4,200	\$3,600	\$3,175	\$689,185
Highest Listing Price / Est.Value	\$6,495	\$6,200	\$8,000	\$1,353,830
Average Price / sqft	\$3	\$3	\$3	\$596
Median Price / sqft	\$3	\$3	\$3	\$564
Average Days in RPR	3	98	65	-
Median Days in RPR	3	23	50	-
Total Volume	\$42,788	\$27,560	\$38,040	\$7,628,530
Source	Listings	Listings	Public Records & Listings	Public Records & Listings

Market Activity Breakdown

New

Source: Listings



Legend

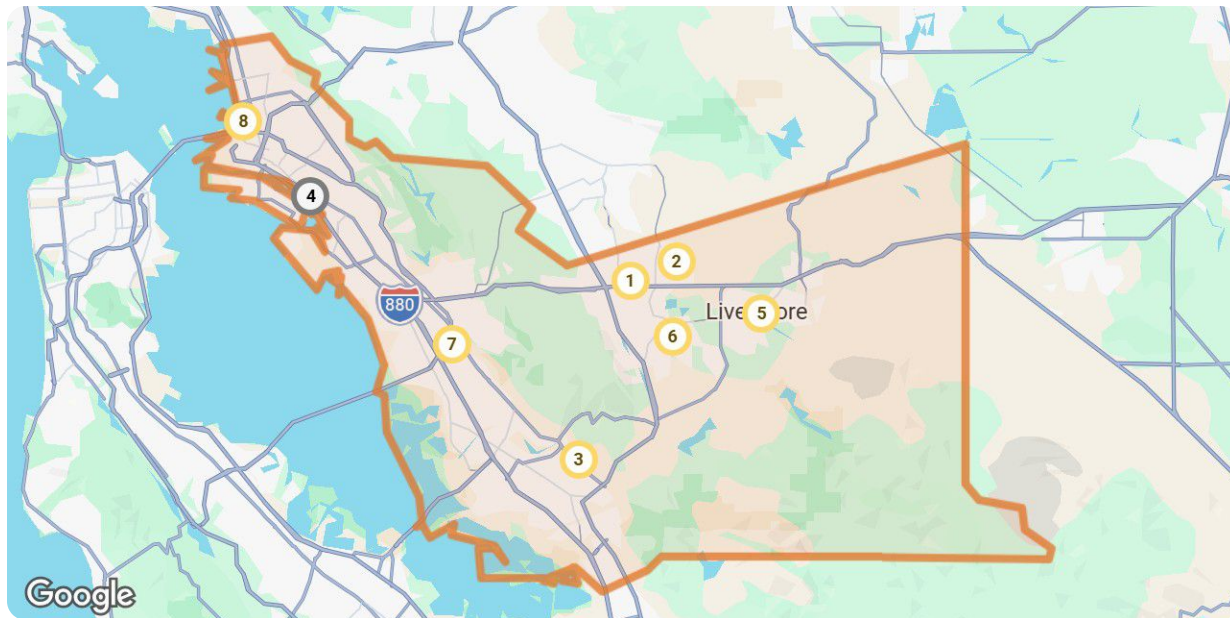
● Active For Lease

New: 10 properties		Property Type	Beds / Baths	Living Area (sq ft)	Lot Size	Year Built	List Date / Days in RPR	List Price / \$ Per Sq Ft
1	 <p>4404 Bangor Ct Dublin, CA 94568 MLS ID: 41137255 ● Active / For Lease <i>Courtesy of Re/max Accord</i></p>	Single Family	4/3	2,900	5,025 sqft	2002	6/4/2026 - days	\$4,695 mo. \$2/sq ft
2	 <p>4402 Queen Anne Dr Union City, CA 94587 MLS ID: 41137230 ● Active / For Lease <i>Courtesy of Epic Brokers Inc</i></p>	Single Family	3/2	1,357	7,400 sqft	1971	6/4/2026 - days	\$4,200 mo. \$3/sq ft
3	 <p>2056 Olivia Ct Pleasanton, CA 94588 MLS ID: 41137090 ● Active / For Lease <i>Courtesy of Magni Realty, Inc</i></p>	Single Family	4/3	1,740	3,465 sqft	1995	6/3/2026 1 day	\$4,300 mo. \$2/sq ft
4	 <p>19220 Parsons Ave Castro Valley, CA 94546 MLS ID: 82049529 ● Active / For Lease <i>Courtesy of Goodview Financial & Real Estate</i></p>	Single Family	3/1	1,076	6,500 sqft	1940	6/2/2026 2 days	\$3,200 mo. \$3/sq ft
5	 <p>41348 Whitecrest Ct Fremont, CA 94539 MLS ID: 41136914 ● Active / For Lease <i>Courtesy of Realty++</i></p>	Single Family	5/3	2,450	9,348 sqft	1959	6/2/2026 2 days	\$6,495 mo. \$3/sq ft

New: 10 properties		Property Type	Beds / Baths	Living Area (sq ft)	Lot Size	Year Built	List Date / Days in RPR	List Price / \$ Per Sq Ft
	 397 Ann Ct Livermore, CA 94550 MLS ID: 41136772 ● Active / For Lease <i>Courtesy of Vicky Van Brocklin, Broker</i>	Single Family	3/2	1,256	10,262 sqft	1966	6/1/2026 3 days	\$4,200 mo. \$3/sq ft
	 33411 Madelyn Ter Union City, CA 94587 MLS ID: 82049350 ● Active / For Lease <i>Courtesy of VARA Realty, Inc.</i>	Condo/Townhouse/Apt.	2/3	1,441	1,240 sqft	2019	6/1/2026 3 days	\$3,798 mo. \$3/sq ft
	 19695 Bernal St Castro Valley, CA 94546 MLS ID: 82049263 ● Active / For Lease <i>Courtesy of Familee Realty</i>	Single Family	4/2	1,442	5,208 sqft	1954	5/31/2026 4 days	\$4,000 mo. \$3/sq ft
	 1802 Ponca Ct Fremont, CA 94539 MLS ID: 82049216 ● Active / For Lease <i>Courtesy of Realty World Premier Properties</i>	Single Family	2/2	1,200	-	2025	5/30/2026 5 days	\$4,200 mo. \$4/sq ft
	 524 Ruth Way Livermore, CA 94550 MLS ID: 41136652 ● Active / For Lease <i>Courtesy of Vicky Van Brocklin, Broker</i>	Single Family	3/2	1,341	6,105 sqft	1963	5/30/2026 5 days	\$3,700 mo. \$3/sq ft









Pending

Source: Listings



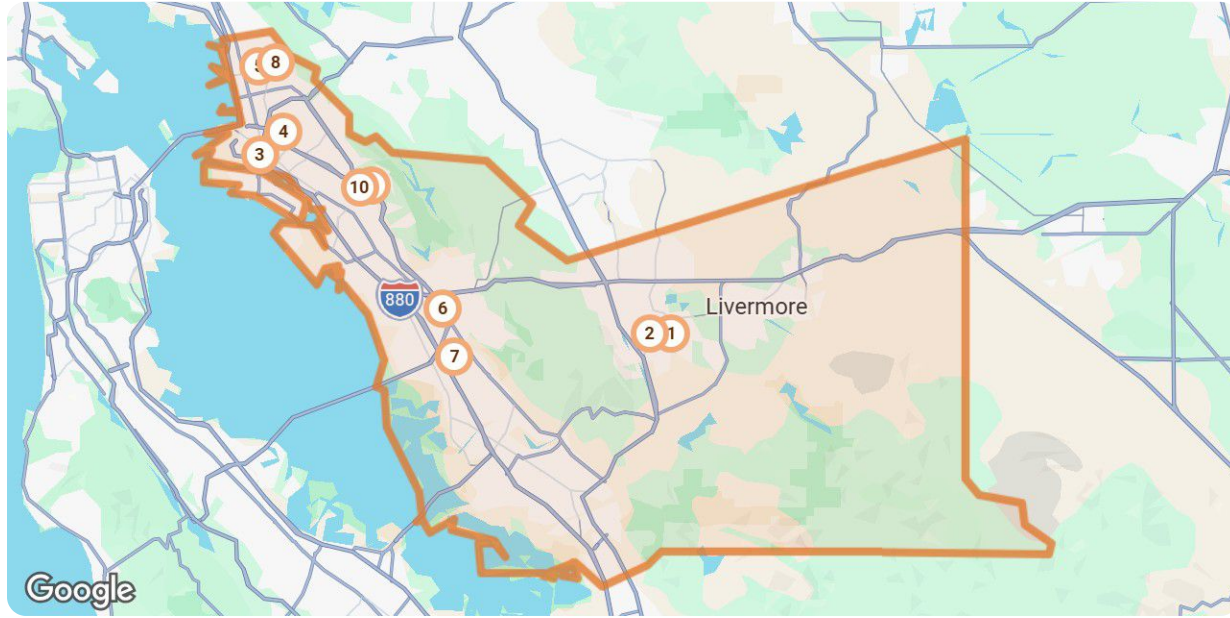
Legend

- Active For Lease
- Pending

Pending: 8 properties		Property Type	Beds / Baths	Living Area (sq ft)	Lot Size / Year Built	List Date	List Price / \$ Per Sq Ft	Pending Date / Days in RPR
1	 <p>5561 Apex Dr Dublin, CA 94568 MLS ID: 41134200 ● Pending / For Lease</p> <p><i>Courtesy of Re/max Accord</i></p>	Condo/Townhouse/Apt.	2/2	1,443	- 2018	5/10/2026	\$3,600 mo. \$2/sq ft	5/21/2026 11 days
2	 <p>5202 Salerno Dr Dublin, CA 94568 MLS ID: 41133200 ● Pending / For Lease</p> <p><i>Courtesy of Re/max Accord</i></p>	Single Family	4/3	2,856	6,017 sqft 2010	5/1/2026	\$5,500 mo. \$2/sq ft	5/15/2026 14 days
3	 <p>277 Hidalgo Ct Fremont, CA 94539 MLS ID: 41125864 ● Pending / For Lease</p> <p><i>Courtesy of Marples & Associates</i></p>	Single Family	4/3	2,862	0.25 acres 1974	3/4/2026	\$6,200 mo. \$2/sq ft	5/13/2026 70 days
4	 <p>3532 San Leandro St Oakland, CA 94601 MLS ID: 41097381 ● Pending / For Lease</p> <p><i>Listing Courtesy of Larry Lionel Young Jr, Broker</i></p>	Condo/Townhouse/Apt.	1/1	818	2,368 sqft 1915	5/14/2025	\$2,345 mo. \$3/sq ft	5/13/2026 364 days
5	 <p>563 Mcleod St Livermore, CA 94550 MLS ID: 41105686 ● Pending / For Lease</p> <p><i>Courtesy of Marples & Associates</i></p>	Condo/Townhouse/Apt.	3/2	1,000	7,438 sqft 1926	7/22/2025	\$3,695 mo. \$4/sq ft	5/1/2026 283 days
6	 <p>3499 Norton Way, Apt 14 Pleasanton, CA 94566 MLS ID: 41132489 ● Pending / For Lease</p> <p><i>Courtesy of Valley Brokers On Main</i></p>	Condo/Townhouse/Apt.	1/1	550	0.69 acres 1971	4/26/2026	\$1,865 mo. \$3/sq ft	4/30/2026 4 days
7	 <p>356 Frederic Ave Hayward, CA 94544 MLS ID: 41130675 ● Pending / For Lease</p> <p><i>Courtesy of Coldwell Banker</i></p>	Single Family	3/1	1,020	5,700 sqft 1952	4/20/2026	\$3,500 mo. \$3/sq ft	4/24/2026 4 days
8	 <p>1587 Brunswig Ln Emeryville, CA 94608 MLS ID: 41124210 ● Pending / For Lease</p> <p><i>Courtesy of Growing Needs Real Estate</i></p>	Condo/Townhouse/Apt.	2/1	952	- 2006	2/16/2026	\$3,200 mo. \$3/sq ft	3/20/2026 32 days






Closed

Source: Public Records and Listings



Legend

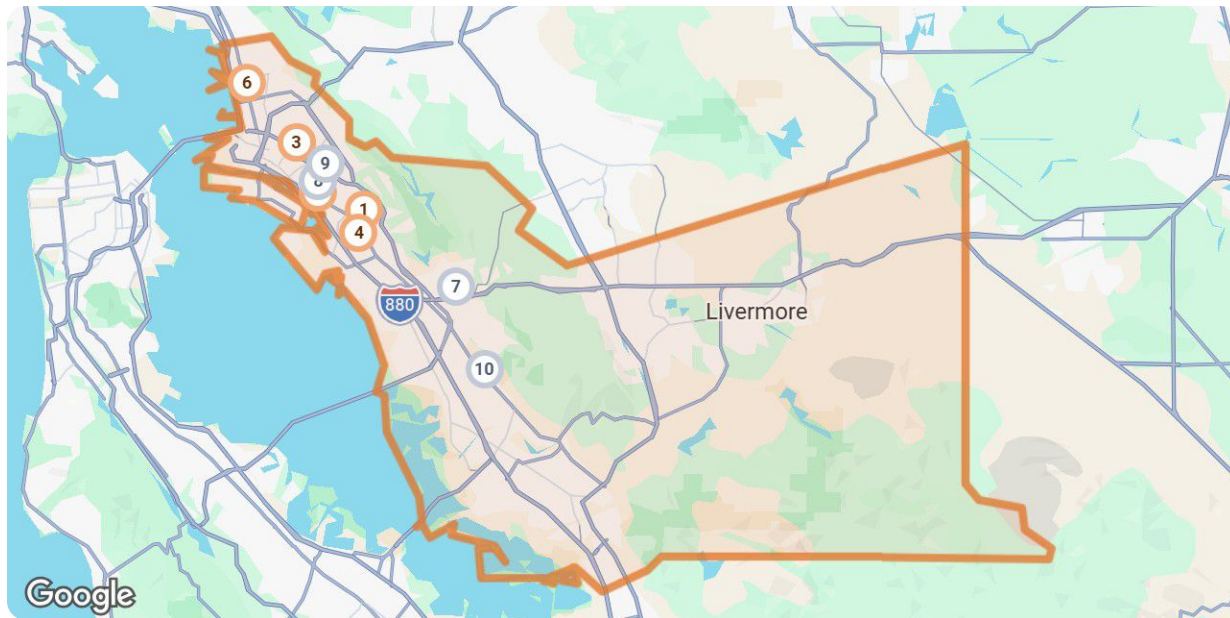
● Closed

Closed: 10 properties		Property Type	Beds / Baths	Living Area (sq ft)	Lot Size / Year Built	Closed Date / Days in RPR	Closed Price / \$ Per Sq Ft	List to Sold Price %
1	 <p>749 Palomino Dr Pleasanton, CA 94566 MLS ID: 41132011 ■ Closed / For Lease <i>Courtesy of Wilson Property Management</i></p>	Condo/Townhouse/Apt.	2/2	1,130	0.27 acres / 1968	6/2/2026 / 39 days	- / \$3/sq ft	-
2	 <p>198 Peters Ave, Apt C Pleasanton, CA 94566 MLS ID: 41132009 ■ Closed / For Lease <i>Courtesy of Wilson Property Management</i></p>	Condo/Townhouse/Apt.	2/2	878	0.47 acres / 1989	6/2/2026 / 39 days	- / \$3/sq ft	-
3	 <p>555 10th St, Apt 312 Oakland, CA 94607 MLS ID: 41128014 ■ Closed / For Lease <i>Courtesy of Jack London Square Realty</i></p>	Condo/Townhouse/Apt.	2/2	906	1.38 acres / 1998	6/1/2026 / 61 days	- / \$3/sq ft	-
4	 <p>3815 Harrison St Oakland, CA 94611 MLS ID: 41132435 ■ Closed / For Lease <i>Courtesy of Compass</i></p>	Condo/Townhouse/Apt.	2/2	1,200	7,500 sqft / 1963	5/30/2026 / 35 days	- / \$3/sq ft	-
5	 <p>1730 Francisco St Berkeley, CA 94703 MLS ID: 41135835 ■ Closed / For Lease <i>Courtesy of DIPTI BAROT, BROKER</i></p>	Single Family	5/4	2,250	5,400 sqft / 1914	5/29/2026 / 5 days	- / \$4/sq ft	-

Closed: 10 properties		Property Type	Beds / Baths	Living Area (sq ft)	Lot Size / Year Built	Closed Date / Days in RPR	Closed Price / \$ Per Sq Ft	List to Sold Price %
	 22123 Main St Hayward, CA 94541 MLS ID: 41124834 Closed / For Lease <i>Courtesy of Paul J Macdonnell Real Estate Group</i>	Condo/Townhouse/Apt.	1/1	950	4,800 sqft / 1951	5/29/2026 / 94 days	- / \$3/sq ft	-
	 26732 Tyrrell Ave Hayward, CA 94544 MLS ID: 41127777 Closed / For Lease <i>Courtesy of Re/max Accord</i>	Condo/Townhouse/Apt.	4/2	1,250	7,140 sqft / 1958	5/29/2026 / 64 days	- / \$3/sq ft	-
	 2554 Virginia St Berkeley, CA 94709 MLS ID: 41134328 Closed / For Lease <i>Courtesy of REB COMPANY</i>	Condo/Townhouse/Apt.	2/1	800	6,250 sqft / 1941	5/29/2026 / 16 days	- / \$5/sq ft	-
	 6492 Bayview Dr Oakland, CA 94605 MLS ID: 41124602 Closed / For Lease <i>Courtesy of Seville Real Estate & Management, Inc.</i>	Condo/Townhouse/Apt.	4/3	2,349	2,007 sqft / 2015	5/28/2026 / 97 days	- / \$2/sq ft	-
	 6454 Mokelumne Ave Oakland, CA 94605 MLS ID: 41117127 Closed / For Lease <i>Courtesy of Corcoran Icon Properties</i>	Single Family	2/1	632	8,320 sqft / 1925	5/28/2026 / 198 days	- / \$5/sq ft	-

Distressed

Source: Public Records and Listings



Legend

- Closed
- Off Market, Hold, Withdrawn, Expired, or Canceled

Distressed: 10 properties		Property Type	Beds / Baths	Living Area (sq ft)	Lot Size / Year Built	List Date / Days in RPR	List Price / \$ Per Sq Ft	Distressed Date / Type
	 2327 80th Ave Oakland, CA 94605 Closed / Public Record	Single Family	2/1	1,061	3,636 sqft 1926	- - days	- \$441/sq ft	4/15/2026 Notice of Default
	 610 Boulevard Way Piedmont, CA 94610 Closed / Public Record	Single Family	-/-	-	2,500 sqft -	- - days	- -/sq ft	3/26/2026 Sold Date: 3/26/2026
	 610 Boulevard Way Piedmont, CA 94610 Closed / Public Record	Single Family	2/1	1,418	7,125 sqft 1927	- - days	- \$1,032/sq ft	3/26/2026 Notice of Default
	 1235 96th Ave Oakland, CA 94603 Closed / Public Record	Single Family	1/1	770	4,598 sqft 1908	- - days	- \$755/sq ft	3/27/2026 Notice of Default
	 1800 40th Ave Oakland, CA 94601 Closed / Public Record	Single Family	3/1	936	3,800 sqft 1915	- - days	- \$516/sq ft	3/25/2026 Notice of Default
	 1141 Bancroft Way Berkeley, CA 94702 Closed / Public Record	Single Family	2/1	1,224	4,000 sqft 1923	- - days	- \$892/sq ft	3/25/2026 Notice of Rescission
	 3778 Lorena Ave Castro Valley, CA 94546 Closed / Public Record	Single Family	5/5	3,487	0.64 acres 1935	- - days	- \$388/sq ft	4/2/2026 Sold Date: 11/6/2025
	 3432 Paxton Ave Oakland, CA 94601 Off Market / Public Record	Single Family	3/1	1,020	5,989 sqft 1924	- - days	- \$514/sq ft	4/21/2026 Notice of Foreclosure Sale
	 3700 Laguna Ave Oakland, CA 94602 Off Market / Public Record	Single Family	2/1	840	5,150 sqft 1921	- - days	- \$1,017/sq ft	3/9/2026 Notice of Default
	 665 Dartmore Ln, Apt 257 Hayward, CA 94544 Off Market / Public Record	Condo/Townhouse/Apt.	2/2	894	6,725 sqft 1988	- - days	- \$564/sq ft	3/16/2026 Notice of Default

Alameda County, California

About RPR

- RPR® is the nation's largest property database, exclusively for REALTORS®. It empowers REALTORS® to help buyers and sellers make informed decisions, backed by a real estate database covering more than 160 million residential and commercial properties in the United States.
- RPR is a wholly owned subsidiary of the National Association of REALTORS® and a member benefit to REALTORS®.
- RPR's data sources range from MLSs and county-level tax and assessment offices, to the U.S. Census and FEMA, to specialty data set providers such as Esri (consumer data), Niche (school information) and Precisely (geographic boundaries).

Learn More

For more information about RPR, please visit RPR's public website: <https://blog.narrpr.com>

