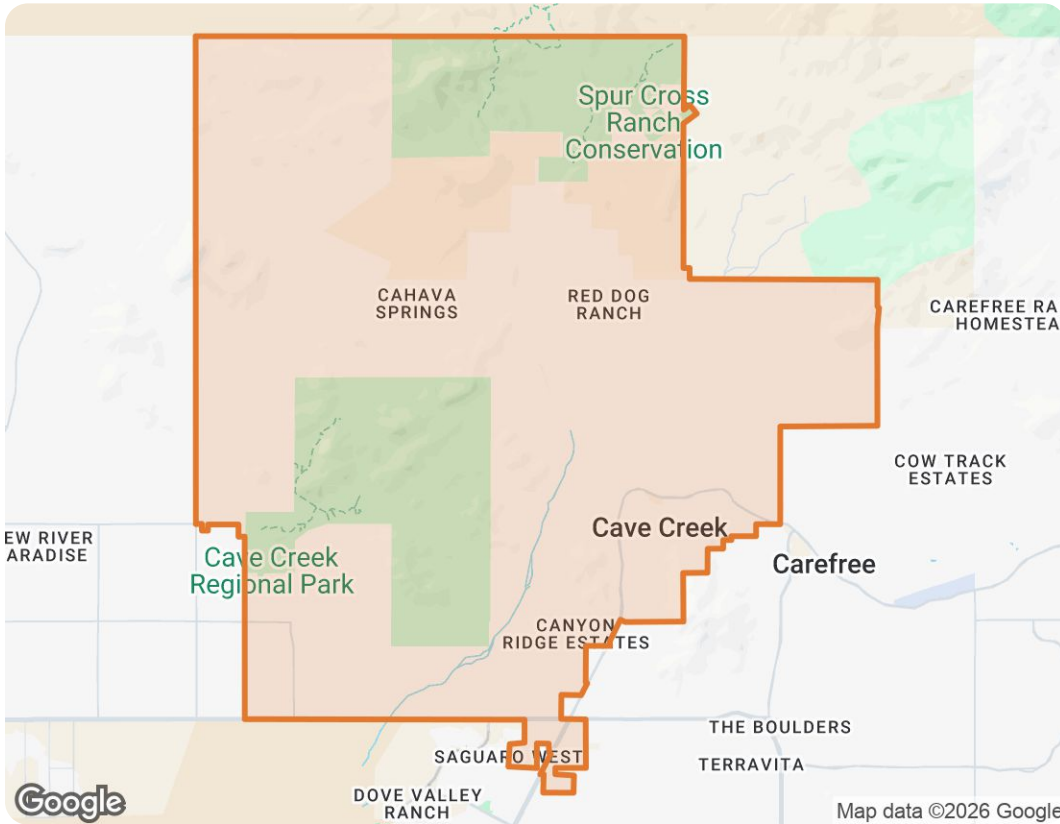


Cave Creek, Arizona



The biggest buyer rebates and lowest selling fees in real estate – without sacrificing full-service support, 7 days a week.

ShopProp Licensed CA, WA, HI, AZ, MI, TX, VA, CO

📞 Office (888) 821-0556

✉️ team@shopprop.com

🌐 www.shopprop.com

Shop|Prop

ShopProp Inc.

Cave Creek, Arizona

Market Trends

Market Trends for Cave Creek, Arizona

Single Family + Condo/Townhouse/Apt.

May 2026

Market Type



Key Details

Months of Inventory	Sold to List Price %	Median Days in RPR	Median Sold Price
5.06 ↓ 9.64% MoM	97.1% ↑ 0.15% MoM	52 ↓ 8.77% MoM	\$810,000 ↓ 6.2% MoM

May 2026 Median Estimated Property Value

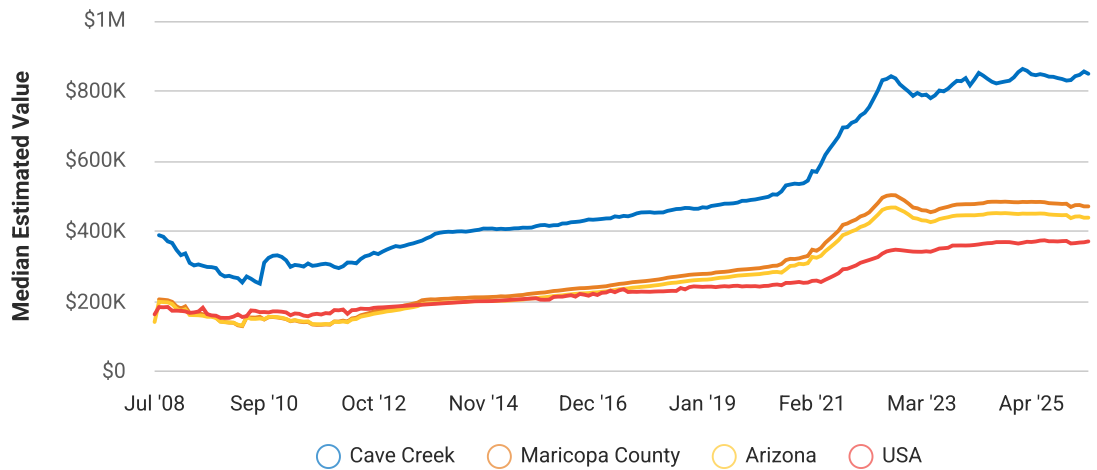
Single Family + Condo/Townhouse/Apt.

This graphic displays property estimates for a market area and a subject property, where one has been selected. Estimated property values are generated by a valuation model and are not formal appraisals.

Source: Public records, and MLS sources where licensed

Update Frequency: Monthly

Median Estimated Value \$849,280	Last Month Change -0.8%	12 Month Change +0.5%
---	--	--



Cave Creek, Arizona

May 2026 Active Listings

Cave Creek, Arizona

Single Family + Condo/Townhouse/Apt.

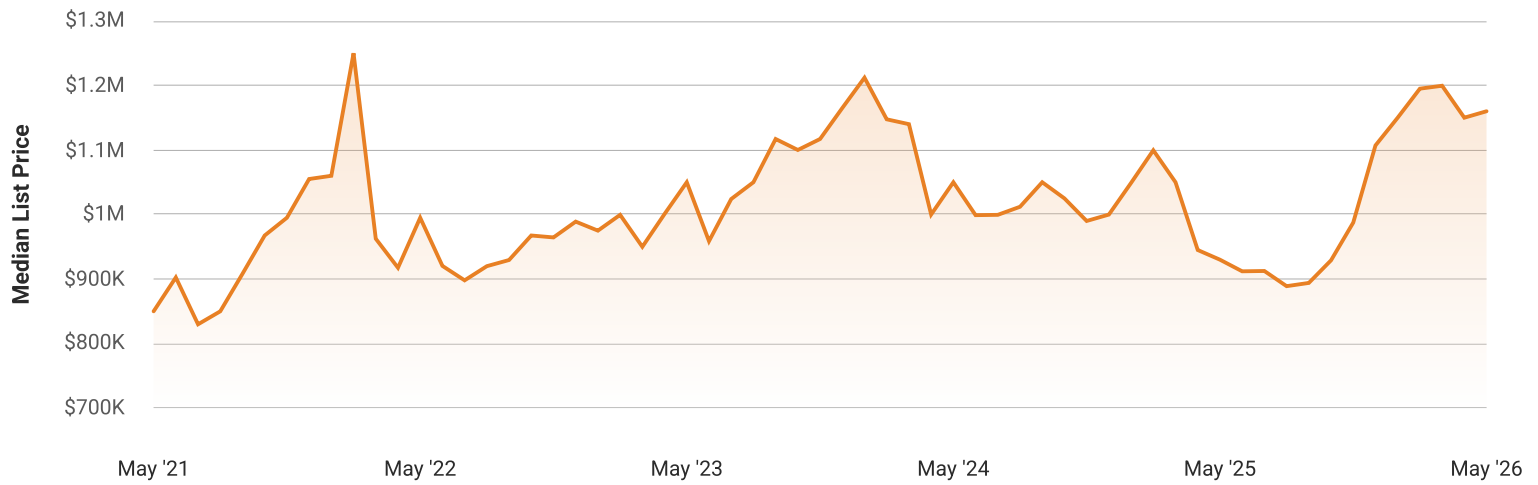
This graphic summarizes key statistics for properties that were in an active status on the last day of each month. RPR uses list date and a derived pending date to determine if the listing was active on the last day of the month. An end-of-month snapshot of active listings helps to understand inventory levels, price points and duration on the market.

Source: Listing sources

Update Frequency: Monthly

Median List Price - \$1,160,000

↑ 0.9% Month over Month



Cave Creek, Arizona

May 2026 Sold Listings

Cave Creek, Arizona

Single Family + Condo/Townhouse/Apt.

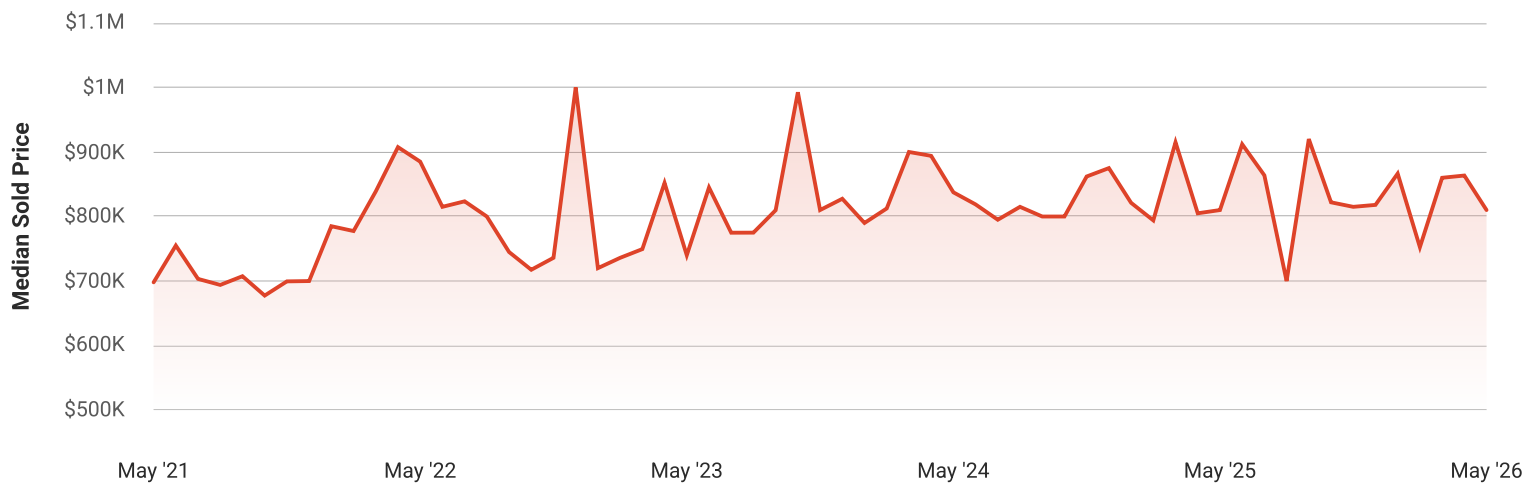
This graphic summarizes key statistics for properties that sold each month. RPR uses a derived sold date to determine when a property moved into a sold status within the given month. These statistics are important for understanding the price points on sold properties as well as the difference between the list price and sold price, which reveals whether buyers are paying over or under the asking price.

Source: Listing sources

Update Frequency: Monthly

Median Sold Price - \$810,000

↓ 6.2% Month over Month



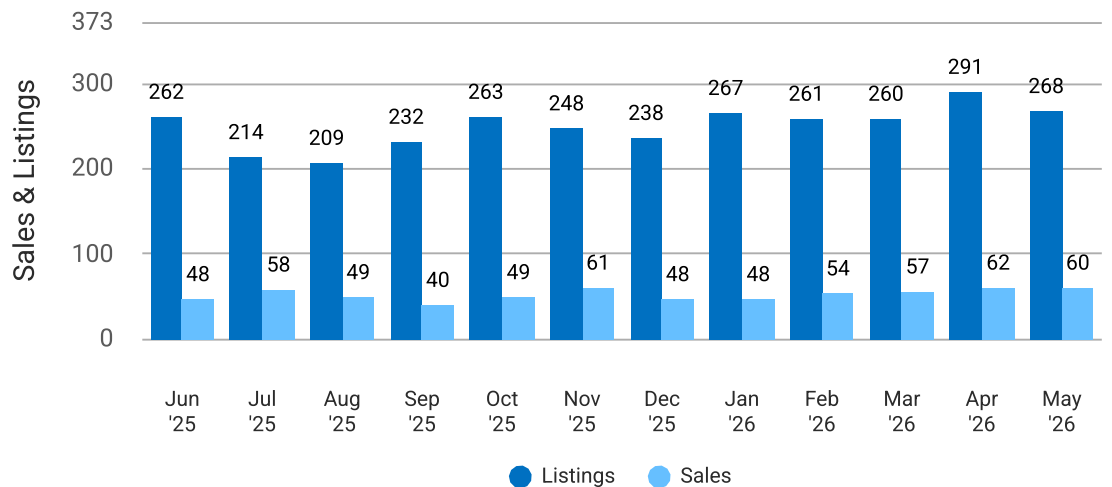
Total Sales and Active Listings in Cave Creek, Arizona

Single Family + Condo/Townhouse/Apt.

This graph compares the number of sales with the number of active listings in the local market.

Source: MLS data where licensed

Update Frequency: Monthly



Cave Creek, Arizona

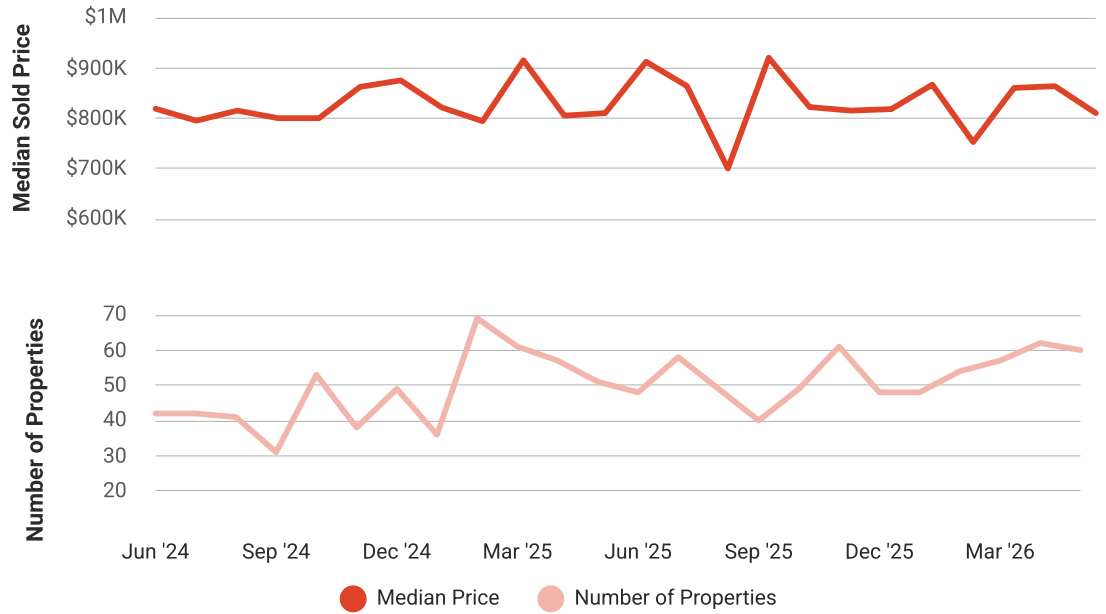
Median Sold Price vs Sold Listings in Cave Creek, Arizona

Single Family + Condo/Townhouse/Apt.

This chart compares the trend of median sold price and number of sold listings for the given location.

Source: Listing Data

Update Frequency: Monthly



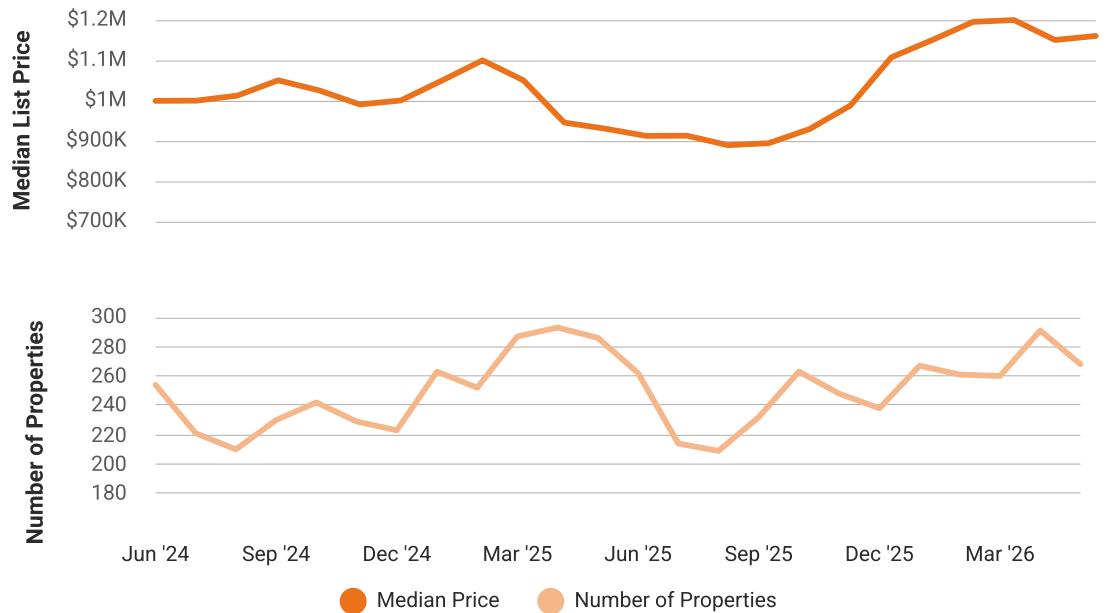
Median List Price vs Active Listings in Cave Creek, Arizona

Single Family + Condo/Townhouse/Apt.

This chart compares the trend of median list price and number of active properties for the given location.

Source: Listing Data

Update Frequency: Monthly



Market Snapshot

Value and Price Changes

	Current	Last Month	Last 3 Months	Last 12 Months	Last 24 Months	Last 36 Months
Median Est. Property Value Last Updated: 5/31/2026	\$849,280	\$855,850 -0.77%	\$842,480 +0.81%	\$845,230 +0.48%	\$844,100 +0.61%	\$779,710 +8.92%
Median Sold Price Last Updated: 5/31/2026	\$810,000	\$863,500 -6.2%	\$752,500 +7.64%	\$810,000 0%	\$837,500 -3.28%	\$740,000 +9.46%
Median List Price Last Updated: 5/31/2026	\$1,160,000	\$1,150,000 +0.87%	\$1,195,000 -2.93%	\$930,000 +24.73%	\$1,050,000 +10.48%	\$1,050,000 +10.48%

About this Data: Because some brokerages may choose not to include their MLS listing content within the RPR platform, the analysis contained in this report may not have been created using all the available listing data within this geographical market. Median estimated property values are generated by a valuation model and are not formal appraisals. Valuations are based on public records and MLS data where licensed. The Metrics displayed here reflect **All Residential Single Family, Condo, Townhouse and Apartment properties** data.

Market Activity

Market Activity Filters

Sort Order: Date

Maximum Properties Per Change Type: 10

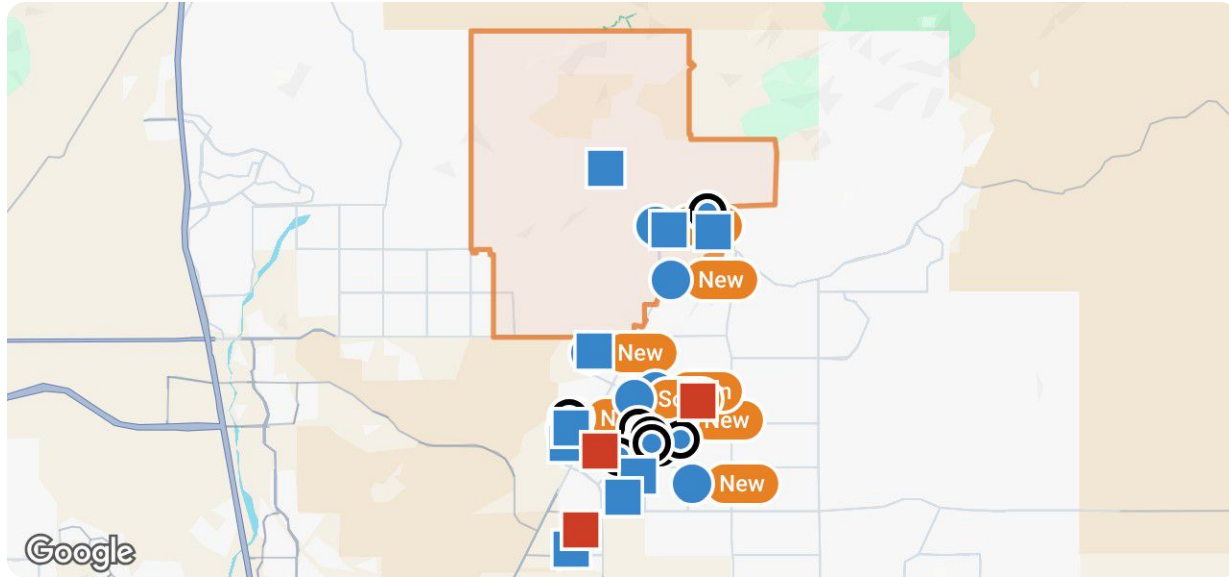
Change Types: New Listings, Pending, Closed, Distressed

Property Types: Single Family, Condo/Townhouse/Apt

Property Features: Sale Price: Any, Lease Price: Any, Beds: Any, Baths: Any, Living Area: Any, Lot Size (acre): Any, Year Built: Any

Summary

For Sale Activity in the Last 3 Months



Legend

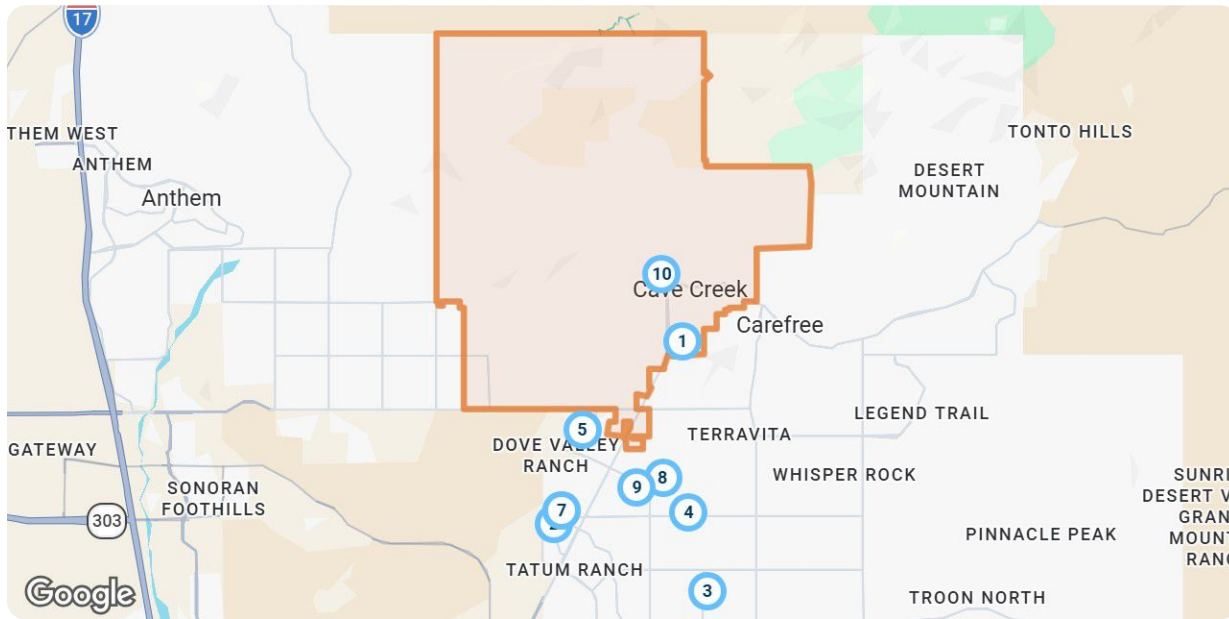
- For Sale
- (with lock) For Sale Pending
- Recently Closed
- Distressed

	New	Pending	Closed	Distressed
Number of Properties	10	10	10	3
Lowest Listing Price / Est.Value	\$650,000	\$579,500	\$500,000	\$638,280
Median Listing Price / Est.Value	\$925,000	\$1,210,000	\$1,110,000	\$926,380
Highest Listing Price / Est.Value	\$2,395,000	\$1,899,900	\$4,020,000	\$955,000
Average Price / sqft	\$381	\$396	\$381	\$366
Median Price / sqft	\$365	\$386	\$360	\$372
Average Days in RPR	2	64	54	-
Median Days in RPR	2	59	41	-
Total Volume	\$10,564,900	\$11,720,300	\$13,126,200	\$2,519,660
Source	Listings	Listings	Public Records & Listings	Public Records & Listings

Market Activity Breakdown

New

Source: Listings



Legend

● Active For Sale

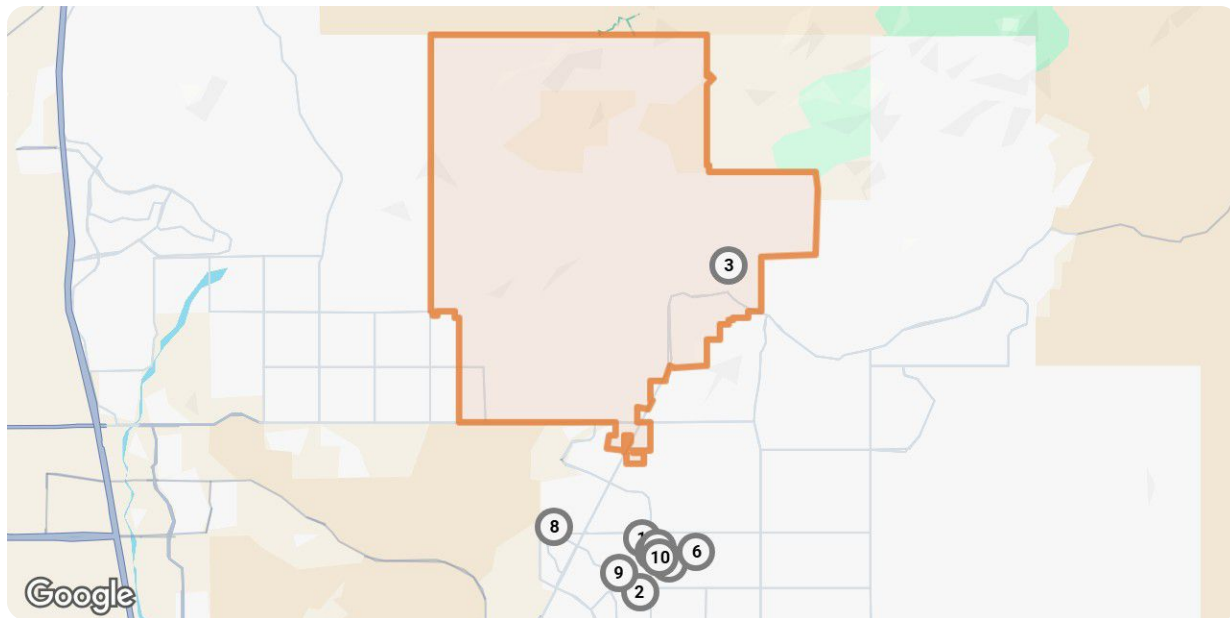
New: 10 properties		Property Type	Beds / Baths	Living Area (sq ft)	Lot Size	Year Built	List Date / Days in RPR	List Price / \$ Per Sq Ft
1	 <p>29456 N 49th Way Cave Creek, AZ 85331 MLS ID: 7041514 ● Active / For Sale</p> <p><i>Listing Courtesy of Exp Realty</i></p>	Single Family	3/2	1,987	7,478 sqft	1998	6/12/2026 1 day	\$650,000 \$327/sq ft
2	 <p>4621 E Bent Tree Dr Cave Creek, AZ 85331 MLS ID: 7041462 ● Active / For Sale</p> <p><i>Listing Courtesy of Redfin Corporation</i></p>	Single Family	5/3	3,258	7,892 sqft	1999	6/12/2026 1 day	\$925,000 \$284/sq ft
3	 <p>4882 E Skinner Dr Cave Creek, AZ 85331 MLS ID: 7041112 ● Active / For Sale</p> <p><i>Listing Courtesy of W And Partners, Llc</i></p>	Single Family	3/2	2,214	7,657 sqft	1998	6/12/2026 1 day	\$675,000 \$305/sq ft
4	 <p>36705 N 26th Pl Cave Creek, AZ 85331 MLS ID: 7040939 ● Active / For Sale</p> <p><i>Listing Courtesy of Exp Realty</i></p>	Single Family	4/4	2,419	1.1 acres	2020	6/11/2026 2 days	\$925,000 \$382/sq ft
5	 <p>4606 E Peak View Rd Cave Creek, AZ 85331 MLS ID: 7040756 ● Active / For Sale</p> <p><i>Listing Courtesy of Exp Realty</i></p>	Single Family	4/2	2,182	8,506 sqft	1997	6/11/2026 2 days	\$775,000 \$355/sq ft



New: 10 properties		Property Type	Beds / Baths	Living Area (sq ft)	Lot Size	Year Built	List Date / Days in RPR	List Price / \$ Per Sq Ft
6	<p>39405 N Spur Cross Rd Cave Creek, AZ 85331 MLS ID: 7040628 ● Active / For Sale</p> <p><i>Listing Courtesy of Realty Executives Arizona Territory</i></p>	Single Family	4/4	4,132	4.72 acres	1988	6/11/2026 2 days	\$2,395,000 \$580/sq ft
7	<p>5418 E Yolantha St Cave Creek, AZ 85331 MLS ID: 7040467 ● Active / For Sale</p> <p><i>Listing Courtesy of Compass</i></p>	Single Family	5/4	2,816	1.18 acres	1976	6/11/2026 2 days	\$1,000,000 \$355/sq ft
8	<p>30821 N Rancho Tierra Dr Cave Creek, AZ 85331 MLS ID: 7040100 ● Active / For Sale</p> <p><i>Listing Courtesy of Real Broker</i></p>	Single Family	3/3	3,120	1.01 acres	2000	6/10/2026 3 days	\$1,300,000 \$417/sq ft
9	<p>5519 E Windstone Trl Cave Creek, AZ 85331 MLS ID: 7040666 ● Active / For Sale</p> <p><i>Listing Courtesy of My Home Group Real Estate</i></p>	Single Family	3/3	2,888	0.3 acres	2016	6/10/2026 3 days	\$1,250,000 \$433/sq ft
10	<p>4817 E Fernwood Ct Cave Creek, AZ 85331 MLS ID: 7039327 ● Active / For Sale</p> <p><i>Listing Courtesy of Realty Executives Arizona Territory</i></p>	Single Family	3/2	1,788	7,877 sqft	1996	6/9/2026 4 days	\$669,900 \$375/sq ft











Pending

Source: Listings



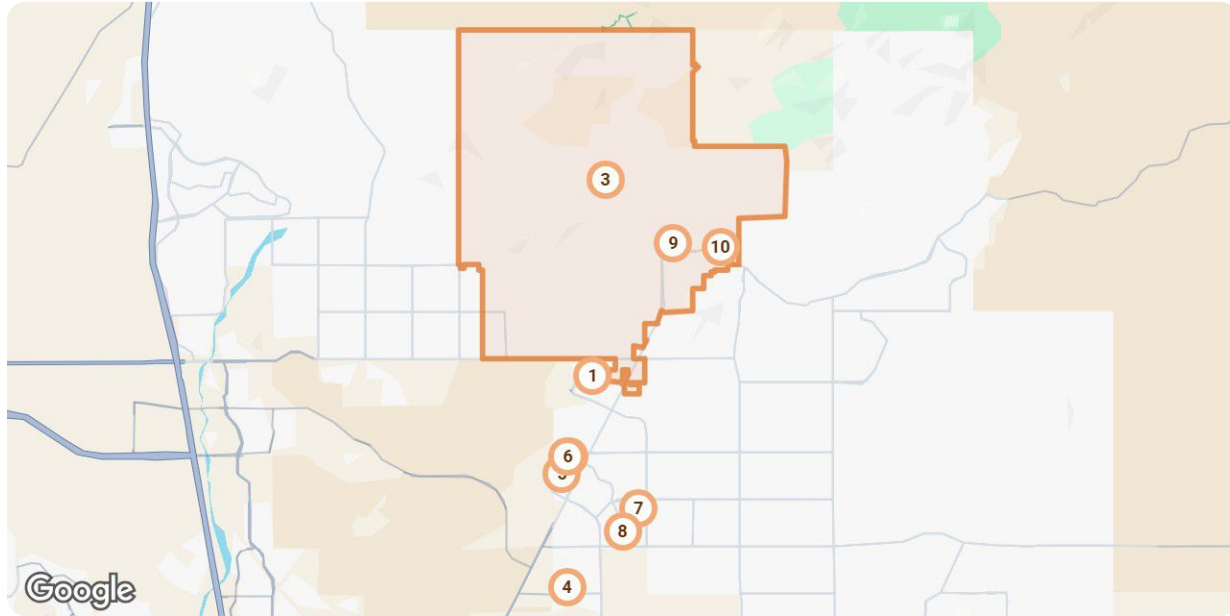
Legend

● Pending

Pending: 10 properties		Property Type	Beds / Baths	Living Area (sq ft)	Lot Size / Year Built	List Date	List Price / \$ Per Sq Ft	Pending Date / Days in RPR
1	 <p>5128 E Roberta Dr Cave Creek, AZ 85331 MLS ID: 7001322 Pending / For Sale</p> <p><i>Listing Courtesy of Urban Jungle Realty, Llc</i></p>	Single Family	3/3	1,943	5,353 sqft 1999	3/19/2026	\$579,500 \$298/sq ft	6/13/2026 86 days
2	 <p>31320 N 54th Pl Cave Creek, AZ 85331 MLS ID: 7012874 Pending / For Sale</p> <p><i>Listing Courtesy of Berkshire Hathaway Homeservices Arizona Properties</i></p>	Single Family	3/3	3,500	0.27 acres 2018	4/11/2026	\$1,297,000 \$371/sq ft	6/11/2026 61 days
3	 <p>4226 E Desert Vista Trl Cave Creek, AZ 85331 MLS ID: 7014367 Pending / For Sale</p> <p><i>Listing Courtesy of Russ Lyon Sotheby's International Realty</i></p>	Single Family	3/3	2,642	8,750 sqft 2025	4/15/2026	\$1,170,000 \$443/sq ft	6/11/2026 57 days
4	 <p>4224 E Maya Way Cave Creek, AZ 85331 MLS ID: 7024930 Pending / For Sale</p> <p><i>Listing Courtesy of Integra Homes And Land</i></p>	Single Family	4/3	2,181	6,089 sqft 1996	5/5/2026	\$729,000 \$334/sq ft	6/11/2026 37 days
5	 <p>4619 E Sierra Sunset Trl Cave Creek, AZ 85331 MLS ID: 6967421 Pending / For Sale</p> <p><i>Listing Courtesy of Exp Realty</i></p>	Single Family	3/2	2,096	10,800 sqft 2000	1/12/2026	\$800,000 \$382/sq ft	6/10/2026 149 days
6	 <p>4013 E Montgomery Rd Cave Creek, AZ 85331 MLS ID: 7031900 Pending / For Sale</p> <p><i>Listing Courtesy of Real Broker</i></p>	Single Family	3/4	2,541	0.25 acres 1990	5/22/2026	\$799,900 \$315/sq ft	6/8/2026 17 days
7	 <p>42439 N Deer Trail Rd Cave Creek, AZ 85331 MLS ID: 7003154 Pending / For Sale</p> <p><i>Listing Courtesy of Compass</i></p>	Single Family	4/4	3,567	1.74 acres 2017	3/24/2026	\$1,899,900 \$533/sq ft	6/7/2026 75 days
8	 <p>31231 N 55th St Cave Creek, AZ 85331 MLS ID: 6979592 Pending / For Sale</p> <p><i>Listing Courtesy of Klm Real Estate Brokerage</i></p>	Single Family	5/5	4,025	0.32 acres 2018	2/4/2026	\$1,675,000 \$416/sq ft	6/1/2026 117 days
9	 <p>5411 E Duane Ln Cave Creek, AZ 85331 MLS ID: 7023431 Pending / For Sale</p> <p><i>Listing Courtesy of The Brokery</i></p>	Single Family	4/4	3,182	0.42 acres 2019	4/25/2026	\$1,520,000 \$478/sq ft	6/1/2026 37 days
10	 <p>6759 E Saber Rd Cave Creek, AZ 85331 MLS ID: 7032784 Pending / For Sale</p> <p><i>Listing Courtesy of Russ Lyon Sotheby's International Realty</i></p>	Single Family	4/4	3,210	2.92 acres 1976	5/24/2026	\$1,250,000 \$389/sq ft	6/1/2026 8 days

Closed

Source: Public Records and Listings



Legend

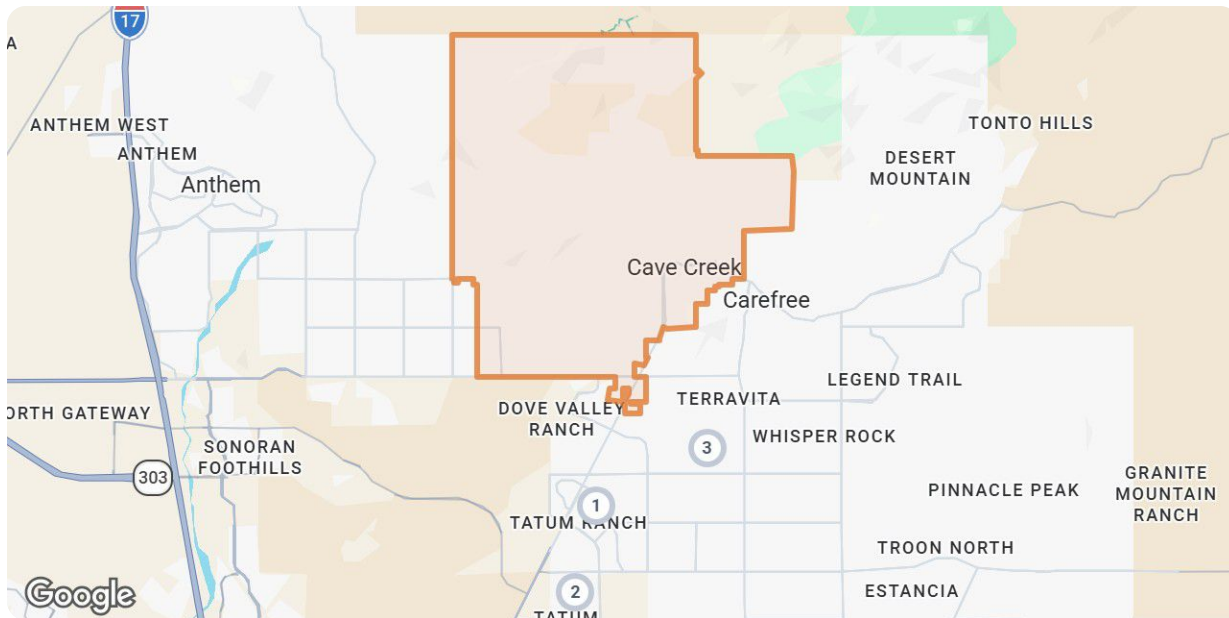
● Closed

Closed: 10 properties		Property Type	Beds / Baths	Living Area (sq ft)	Lot Size / Year Built	Closed Date / Days in RPR	Closed Price / \$ Per Sq Ft	List to Sold Price %
1	 <p>29814 N 41st St Cave Creek, AZ 85331 MLS ID: 7013838</p> <p>■ Closed / For Sale</p> <p><i>Courtesy of Keller Williams Arizona Realty</i></p>	Single Family	3/3	1,419	3,541 sqft 1998	6/11/2026 23 days	\$500,000 \$352/sq ft	-
2	 <p>3636 E Galvin St Cave Creek, AZ 85331 MLS ID: 7023144</p> <p>■ Closed / For Sale</p> <p><i>Courtesy of West Usa Realty</i></p>	Single Family	3/3	2,644	1.06 acres 2003	6/10/2026 17 days	\$1,295,000 \$490/sq ft	↑ 0.78%
3	 <p>4111 E Molly Ln Cave Creek, AZ 85331 MLS ID: 6989229</p> <p>■ Closed / For Sale</p> <p><i>Courtesy of Real Broker</i></p>	Single Family	5/3	3,014	7,150 sqft 1998	6/10/2026 54 days	\$925,000 \$307/sq ft	-
4	 <p>31383 N 57th Ter Cave Creek, AZ 85331 MLS ID: 6932244</p> <p>■ Closed / For Sale</p> <p><i>Courtesy of Keller Williams Realty Sonoran Living</i></p>	Single Family	3/4	3,273	1 acre 2025	6/9/2026 212 days	\$1,400,000 \$428/sq ft	↓ 5.08%
5	 <p>6646 E Lone Mountain Rd Cave Creek, AZ 85331 MLS ID: 7001068</p> <p>■ Closed / For Sale</p> <p><i>Courtesy of Exp Realty</i></p>	Single Family	6/4	4,468	1.11 acres 2005	6/8/2026 46 days	\$1,350,000 \$302/sq ft	↓ 3.57%

Closed: 10 properties		Property Type	Beds / Baths	Living Area (sq ft)	Lot Size / Year Built	Closed Date / Days in RPR	Closed Price / \$ Per Sq Ft	List to Sold Price %
6	<p>5724 E Moura Dr Cave Creek, AZ 85331 MLS ID: 7011010 Closed / For Sale</p> <p><i>Courtesy of Real Broker</i></p>	Single Family	4/5	4,281	0.26 acres / 2025	6/8/2026 / 48 days	\$1,750,000 / \$409/sq ft	↓ 2.72%
7	<p>4719 E Amber Sun Dr Cave Creek, AZ 85331 MLS ID: 7005838 Closed / For Sale</p> <p><i>Courtesy of Urban Agency</i></p>	Single Family	3/2	1,537	4,639 sqft / 2003	6/5/2026 / 25 days	\$565,000 / \$368/sq ft	↓ 2.42%
8	<p>4272 E Chaparosa Way Cave Creek, AZ 85331 MLS ID: 7016083 Closed / For Sale</p> <p><i>Courtesy of Berkshire Hathaway Homeservices Arizona Properties</i></p>	Single Family	3/2	1,767	4,718 sqft / 1995	6/5/2026 / 32 days	\$610,000 / \$345/sq ft	↓ 1.61%
9	<p>4880 E Lone Mountain Rd Cave Creek, AZ 85331 MLS ID: 7008214 Closed / For Sale</p> <p><i>Courtesy of Russ Lyon Sotheby's International Realty</i></p>	Single Family	5/7	8,682	4.38 acres / 2024	6/5/2026 / 43 days	\$4,020,000 / \$463/sq ft	↑ 34%
10	<p>4223 E Molly Ln Cave Creek, AZ 85331 MLS ID: 7011803 Closed / For Sale</p> <p><i>Courtesy of Homesmart</i></p>	Single Family	4/3	2,053	6,805 sqft / 1997	6/5/2026 / 39 days	\$711,200 / \$346/sq ft	↓ 4.54%

Distressed




Source: Public Records and Listings



Legend

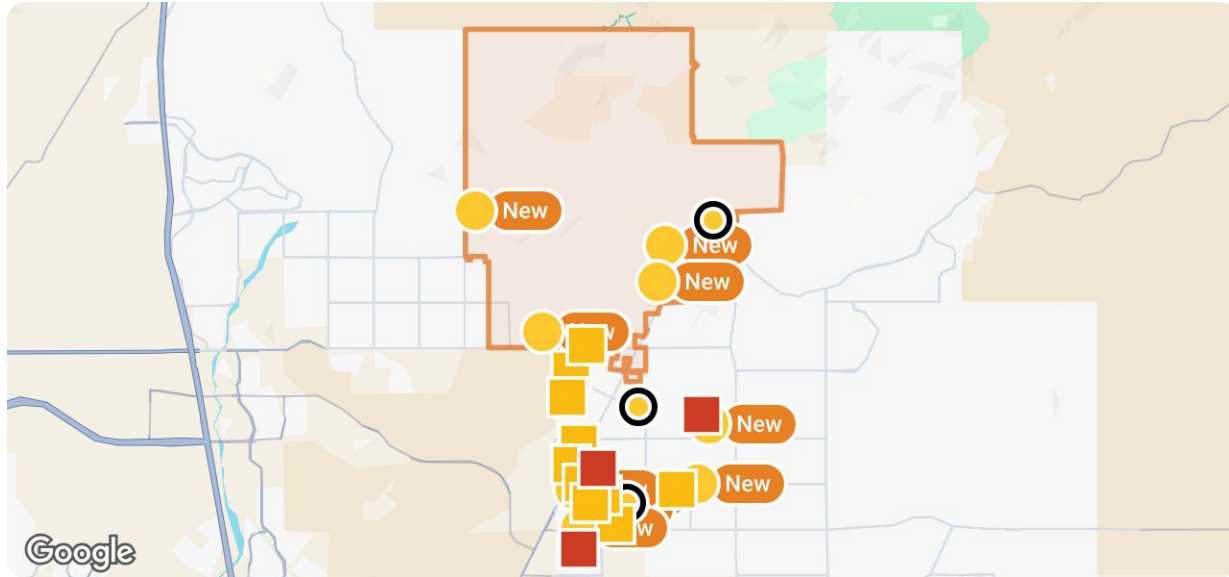
- Off Market, Hold, Withdrawn, Expired, or Canceled



Distressed: 3 properties		Property Type	Beds / Baths	Living Area (sq ft)	Lot Size / Year Built	List Date / Days in RPR	List Price / \$ Per Sq Ft	Distressed Date / Type
1	 <p>4706 E Cascalote Dr Cave Creek, AZ 85331 Off Market / Public Record</p>	Single Family	-/3	2,491	0.28 acres 1991	- - days	- \$372/sq ft	4/28/2026 Notice of Trustee Sale
2	 <p>27417 N 44th St Cave Creek, AZ 85331 Off Market / Public Record</p>	Single Family	-/3	2,766	1.13 acres 1982	- - days	- \$345/sq ft	5/22/2026 Notice of Trustee Sale
3	 <p>6540 E Ashler Hills Dr Cave Creek, AZ 85331 Off Market / Public Record</p>	Single Family	-/2	1,680	1.01 acres 1976	- - days	- \$380/sq ft	4/17/2026 Notice of Rescission

Summary

For Lease Activity in the Last 3 Months

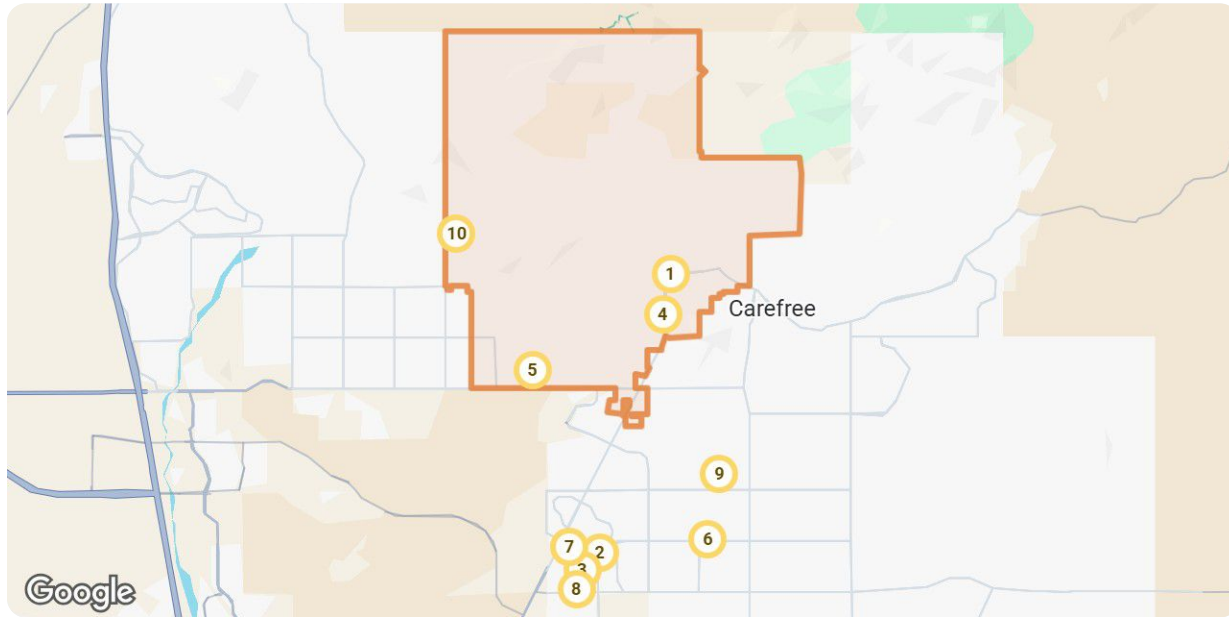


	New	Pending	Closed	Distressed
Number of Properties	10	8	10	3
Lowest Listing Price / Est.Value	\$1,625	\$1,450	\$2,595	\$638,280
Median Listing Price / Est.Value	\$3,850	\$3,850	\$3,350	\$926,380
Highest Listing Price / Est.Value	\$5,500	\$5,000	\$5,000	\$955,000
Average Price / sqft	\$2	\$1	\$1	\$366
Median Price / sqft	\$2	\$1	\$1	\$372
Average Days in RPR	8	29	49	-
Median Days in RPR	8	26	29	-
Total Volume	\$39,420	\$29,590	\$36,185	\$2,519,660
Source	Listings	Listings	Public Records & Listings	Public Records & Listings

Market Activity Breakdown

New

Source: Listings



Legend

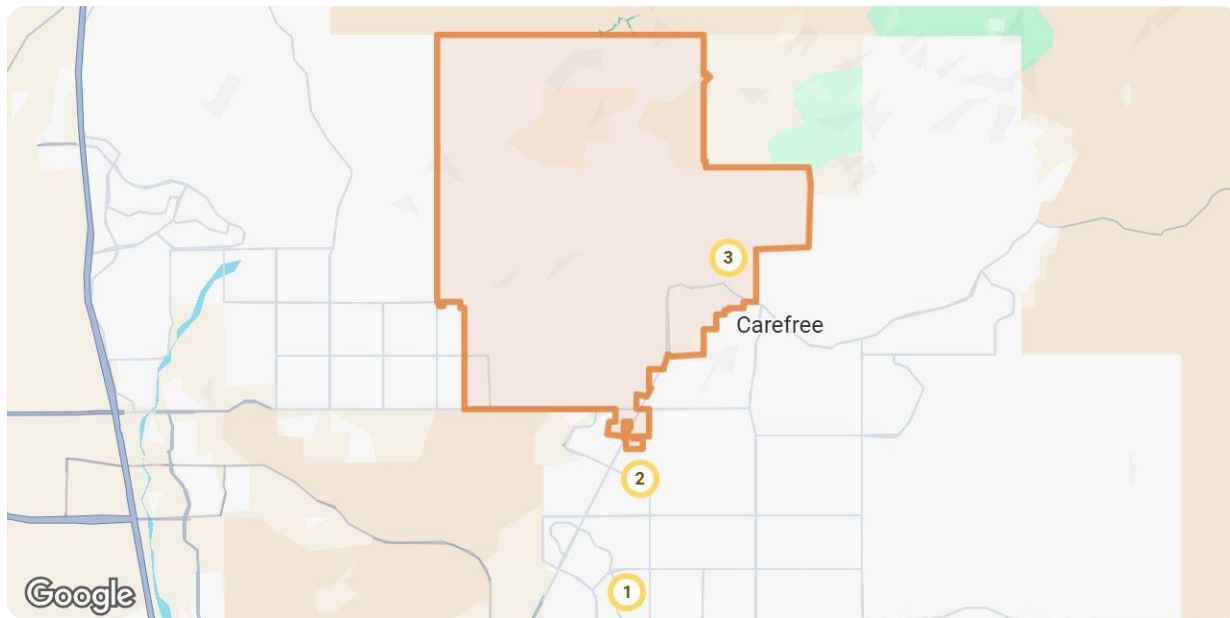
● Active For Lease

New: 10 properties		Property Type	Beds / Baths	Living Area (sq ft)	Lot Size	Year Built	List Date / Days in RPR	List Price / \$ Per Sq Ft
1	 <p>5100 E Rancho Paloma Dr, Unit Cave Creek, AZ 85331 MLS ID: 7039832 ● Active / For Lease</p> <p><i>Courtesy of Compass</i></p>	Single Family	3/2	2,074	2,033 sqft	2021	6/10/2026 3 days	\$5,000 mo. \$2/sq ft
2	 <p>26623 N 44th St Cave Creek, AZ 85331 MLS ID: 7039519 ● Active / For Lease</p> <p><i>Courtesy of Denali Real Estate, LLC</i></p>	Single Family	5/3	3,479	0.28 acres	1996	6/9/2026 4 days	\$5,495 mo. \$2/sq ft
3	 <p>4711 E Sleepy Ranch Rd Cave Creek, AZ 85331 MLS ID: 7039064 ● Active / For Lease</p> <p><i>Courtesy of Homesmart</i></p>	Single Family	4/3	2,814	0.27 acres	2003	6/8/2026 5 days	\$4,000 mo. \$1/sq ft
4	 <p>4132 E Pullman Rd Cave Creek, AZ 85331 MLS ID: 7038564 ● Active / For Lease</p> <p><i>Courtesy of Homesmart</i></p>	Single Family	6/5	4,105	9,495 sqft	2001	6/6/2026 7 days	\$5,500 mo. \$1/sq ft
5	 <p>6016 E Rancho Manana Blvd Cave Creek, AZ 85331 MLS ID: 7038318 ● Active / For Lease</p> <p><i>Courtesy of Fathom Realty Elite</i></p>	Single Family	2/2	1,177	7,797 sqft	2000	6/6/2026 7 days	\$3,600 mo. \$3/sq ft

New: 10 properties		Property Type	Beds / Baths	Living Area (sq ft)	Lot Size	Year Built	List Date / Days in RPR	List Price / \$ Per Sq Ft
	29424 N 49th St Cave Creek, AZ 85331 MLS ID: 7037206 ● Active / For Lease <i>Courtesy of Exp Realty</i>	Single Family	4/3	2,822	7,431 sqft	1999	6/4/2026 9 days	\$3,400 mo. \$1/sq ft
	4515 E Mazatzal Dr Cave Creek, AZ 85331 MLS ID: 7037492 ● Active / For Lease <i>Courtesy of Cms Properties & Real Estate Llc</i>	Single Family	4/3	2,883	7,472 sqft	1997	6/4/2026 9 days	\$3,700 mo. \$1/sq ft
	36600 N Cave Creek Rd, Unit 2f Cave Creek, AZ 85331 MLS ID: 7036001 ● Active / For Lease <i>Courtesy of Compass</i>	Condo/Townhouse/Apt.	2/2	1,558	1,457 sqft	2013	6/1/2026 12 days	\$2,600 mo. \$2/sq ft
	6510 E Dixileta Dr Cave Creek, AZ 85331 MLS ID: 7035455 ● Active / For Lease <i>Courtesy of Homesmart</i>	Single Family	4/3	1,946	1.13 acres	1977	5/31/2026 13 days	\$4,500 mo. \$2/sq ft
	29606 N Tatum Blvd, Apt 184 Cave Creek, AZ 85331 MLS ID: 7034668 ● Active / For Lease <i>Courtesy of Realty One Group</i>	Single Family	2/2	1,056	1,011 sqft	1999	5/29/2026 15 days	\$1,625 mo. \$2/sq ft

Pending









Source: Listings



Legend

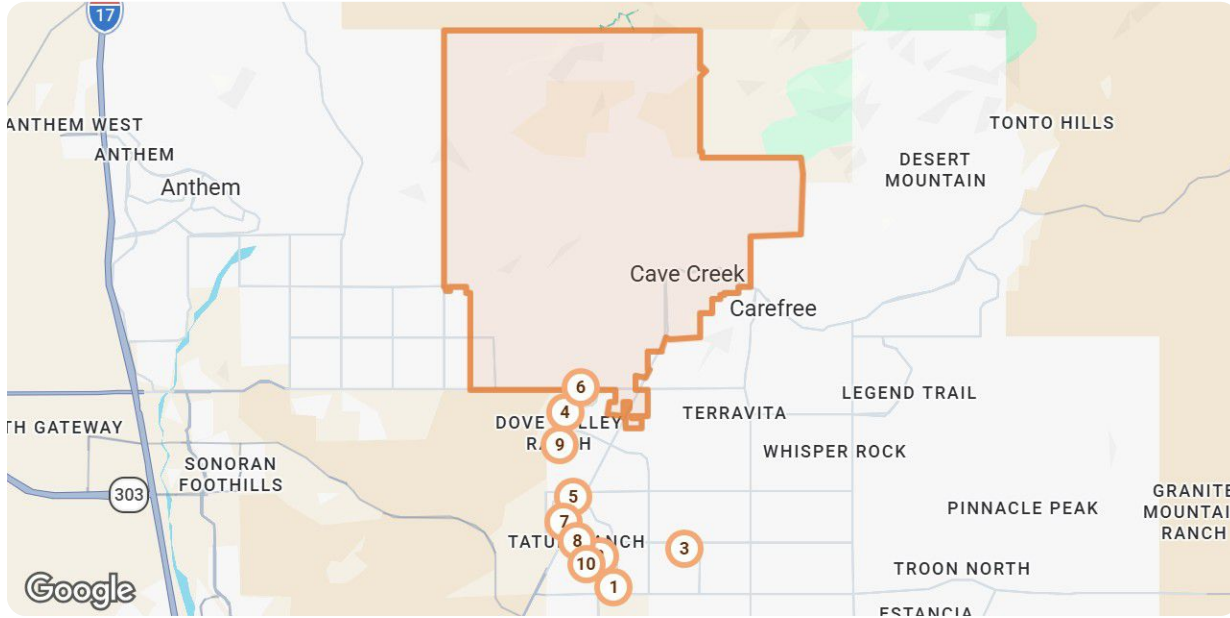
● Active For Lease



Pending: 8 properties		Property Type	Beds / Baths	Living Area (sq ft)	Lot Size / Year Built	List Date	List Price / \$ Per Sq Ft	Pending Date / Days in RPR
1	 <p>29445 N 46th Pl Cave Creek, AZ 85331 MLS ID: 7032001 Pending / For Lease</p> <p><i>Courtesy of Denali Real Estate, LLC</i></p>	Single Family	3/2	2,477	7,963 sqft 1998	4/22/2026	\$2,995 mo. \$1/sq ft	6/9/2026 48 days
2	 <p>29606 N Tatum Blvd, Apt 233 Cave Creek, AZ 85331 MLS ID: 7026313 Pending / For Lease</p> <p><i>Courtesy of West Usa Realty</i></p>	Single Family	1/1	742	701 sqft 1999	5/9/2026	\$1,450 mo. \$2/sq ft	6/9/2026 31 days
3	 <p>5505 E Calle Del Sol Cave Creek, AZ 85331 MLS ID: 7015776 Pending / For Lease</p> <p><i>Courtesy of Re/max Fine Properties</i></p>	Single Family	5/4	4,200	10,000 sqft 2002	4/17/2026	\$3,900 mo. \$1/sq ft	6/8/2026 52 days
4	 <p>6703 E Calle De Las Estrellas Cave Creek, AZ 85331 MLS ID: 7034274 Pending / For Lease</p> <p><i>Courtesy of West Usa Realty</i></p>	Single Family	3/2	2,400	1.71 acres 1984	5/28/2026	\$3,600 mo. \$2/sq ft	6/7/2026 10 days
5	 <p>3768 E El Sendero Rd Cave Creek, AZ 85331 MLS ID: 7035744 Pending / For Lease</p> <p><i>Courtesy of Iconic Realty Pa</i></p>	Single Family	4/4	3,451	1.06 acres 2003	6/1/2026	\$4,895 mo. \$1/sq ft	6/6/2026 5 days
6	 <p>29034 N 53rd St Cave Creek, AZ 85331 MLS ID: 7001775 Pending / For Lease</p> <p><i>Courtesy of My Home Group Real Estate</i></p>	Single Family	3/2	2,442	0.34 acres 1975	3/20/2026	\$3,800 mo. \$2/sq ft	5/14/2026 55 days
7	 <p>5404 E Lonesome Trl Cave Creek, AZ 85331 MLS ID: 7017083 Pending / For Lease</p> <p><i>Courtesy of Homesmart</i></p>	Single Family	3/3	3,110	0.26 acres 2000	4/16/2026	\$3,950 mo. \$1/sq ft	5/6/2026 20 days
8	 <p>6789 E Saber Rd Cave Creek, AZ 85331 MLS ID: 7003996 Pending / For Lease</p> <p><i>Courtesy of 480 Realty & Property Management</i></p>	Single Family	4/3	3,015	3.41 acres 2000	3/25/2026	\$5,000 mo. \$2/sq ft	4/3/2026 9 days

Closed

Source: Public Records and Listings



Legend

● Closed

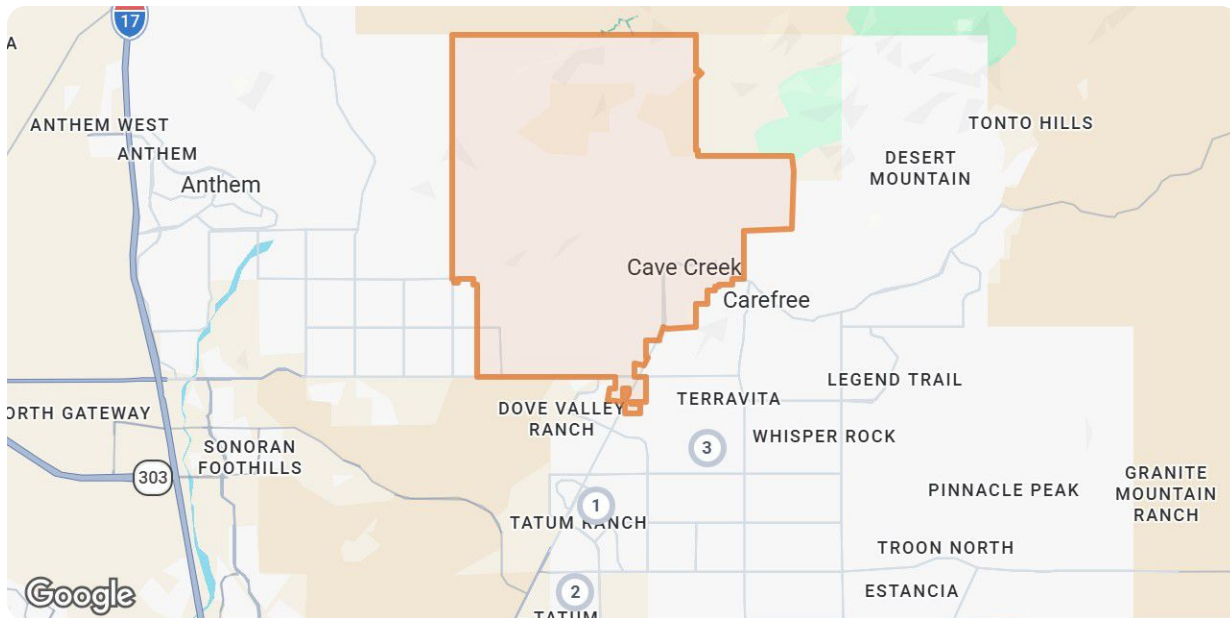
Closed: 10 properties		Property Type	Beds / Baths	Living Area (sq ft)	Lot Size / Year Built	Closed Date / Days in RPR	Closed Price / \$ Per Sq Ft	List to Sold Price %
1	 <p>28304 N 44th Way Cave Creek, AZ 85331 MLS ID: 7034087 ■ Closed / For Lease</p> <p><i>Courtesy of Axis Real Estate</i></p>	Single Family	3/3	2,236	7,088 sqft 2012	7/8/2026 14 days	- \$1/sq ft	-
2	 <p>5039 E Lucia Dr Cave Creek, AZ 85331 MLS ID: 7019149 ■ Closed / For Lease</p> <p><i>Courtesy of Az Prime Property Management</i></p>	Single Family	3/2	1,389	- 1999	7/1/2026 22 days	- \$2/sq ft	-
3	 <p>4209 E Spur Dr Cave Creek, AZ 85331 MLS ID: 7022650 ■ Closed / For Lease</p> <p><i>Courtesy of Realty One Group</i></p>	Single Family	4/3	2,725	7,553 sqft 1998	7/1/2026 32 days	- \$1/sq ft	-
4	 <p>29401 N 48th Pl Cave Creek, AZ 85331 MLS ID: 6970750 ■ Closed / For Lease</p> <p><i>Courtesy of Exp Realty</i></p>	Single Family	5/4	3,633	0.29 acres 1999	6/1/2026 121 days	- \$1/sq ft	-
5	 <p>6128 E Duane Ln Cave Creek, AZ 85331 MLS ID: 6919657 ■ Closed / For Lease</p> <p><i>Courtesy of Homesmart</i></p>	Single Family	4/3	2,938	1.05 acres 2007	6/1/2026 163 days	- \$2/sq ft	-



Closed: 10 properties		Property Type	Beds / Baths	Living Area (sq ft)	Lot Size / Year Built	Closed Date / Days in RPR	Closed Price / \$ Per Sq Ft	List to Sold Price %
	 33808 N Pate Pl Cave Creek, AZ 85331 MLS ID: 7021439 Closed / For Lease <i>Courtesy of Homesmart</i>	Single Family	4/4	3,141	6,578 sqft 2002	6/1/2026 22 days	- \$1/sq ft	-
	 4401 E Chaparosa Way Cave Creek, AZ 85331 MLS ID: 7027900 Closed / For Lease <i>Courtesy of Homesmart</i>	Single Family	3/3	1,797	7,788 sqft 1996	5/31/2026 14 days	- \$2/sq ft	-
	 4485 E Quail Brush Rd Cave Creek, AZ 85331 MLS ID: 7010012 Closed / For Lease <i>Courtesy of Skidmore Realty & Property Mgt</i>	Single Family	5/4	4,487	1.68 acres 2007	5/29/2026 26 days	- \$1/sq ft	-
	 30427 N 42nd Pl Cave Creek, AZ 85331 MLS ID: 7015401 Closed / For Lease <i>Courtesy of Atlas Az, Llc</i>	Single Family	3/3	1,674	- 1995	5/19/2026 32 days	- \$2/sq ft	-
	 4423 E Vista Val Verde Cave Creek, AZ 85331 MLS ID: 7009345 Closed / For Lease <i>Courtesy of Homesmart</i>	Single Family	4/2	2,484	8,678 sqft 1992	5/15/2026 41 days	- \$1/sq ft	-

Distressed




Source: Public Records and Listings



Legend

Off Market, Hold, Withdrawn, Expired, or Canceled

Cave Creek, Arizona

Distressed: 3 properties		Property Type	Beds / Baths	Living Area (sq ft)	Lot Size / Year Built	List Date / Days in RPR	List Price / \$ Per Sq Ft	Distressed Date / Type
1	 <p>4706 E Cascalote Dr Cave Creek, AZ 85331 Off Market / Public Record</p>	Single Family	-/3	2,491	0.28 acres 1991	- - days	- \$372/sq ft	4/28/2026 Notice of Trustee Sale
2	 <p>27417 N 44th St Cave Creek, AZ 85331 Off Market / Public Record</p>	Single Family	-/3	2,766	1.13 acres 1982	- - days	- \$345/sq ft	5/22/2026 Notice of Trustee Sale
3	 <p>6540 E Ashler Hills Dr Cave Creek, AZ 85331 Off Market / Public Record</p>	Single Family	-/2	1,680	1.01 acres 1976	- - days	- \$380/sq ft	4/17/2026 Notice of Rescission

About RPR

- RPR® is the nation's largest property database, exclusively for REALTORS®. It empowers REALTORS® to help buyers and sellers make informed decisions, backed by a real estate database covering more than 160 million residential and commercial properties in the United States.
- RPR is a wholly owned subsidiary of the National Association of REALTORS® and a member benefit to REALTORS®.
- RPR's data sources range from MLSs and county-level tax and assessment offices, to the U.S. Census and FEMA, to specialty data set providers such as Esri (consumer data), Niche (school information) and Precisely (geographic boundaries).

Learn More

For more information about RPR, please visit RPR's public website: <https://blog.narrpr.com>

