MARKET TRENDS REPORT

Home Price Trends, Market Direction & Historical Performance

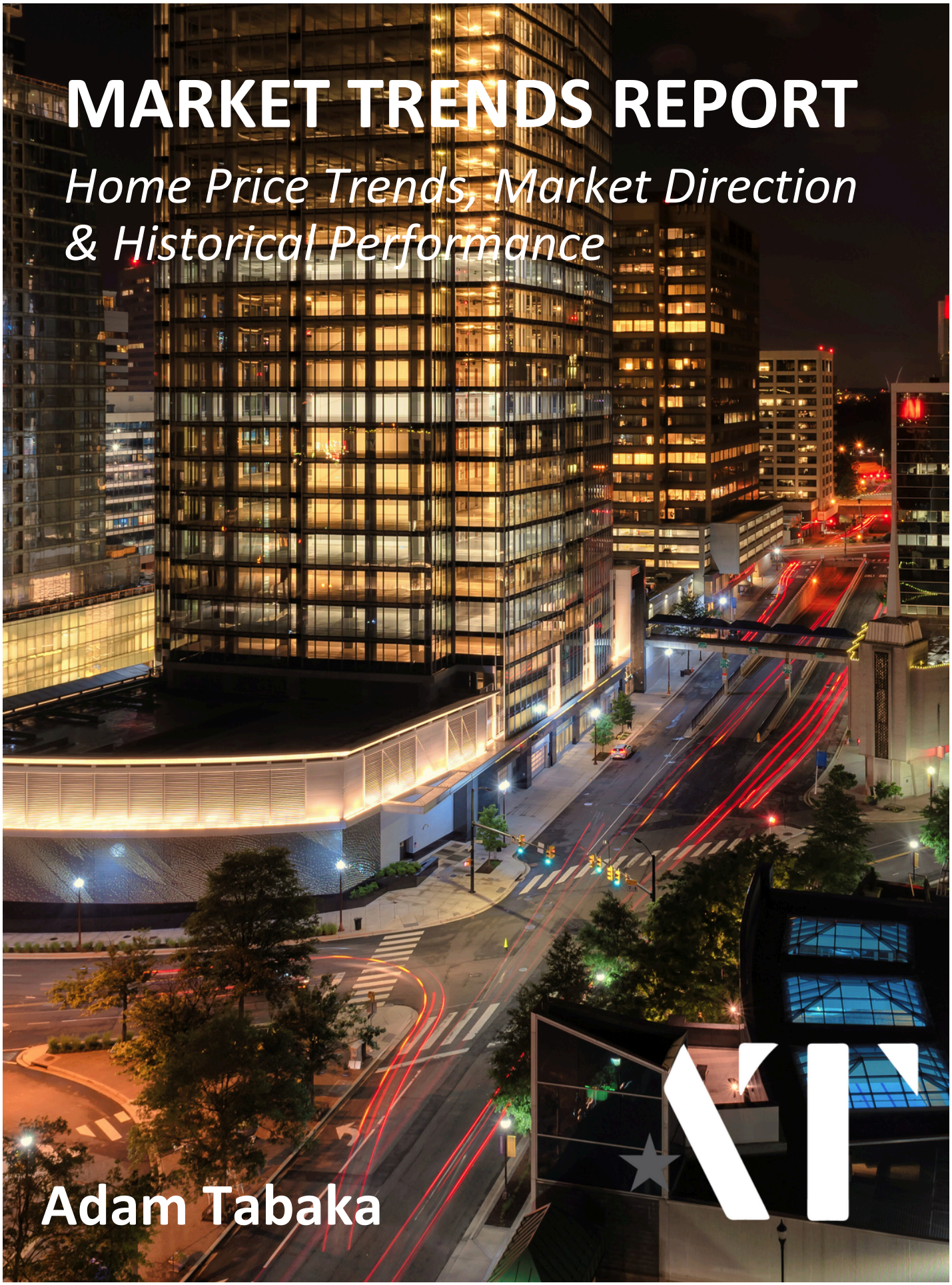

Adam Tabaka

COLDWELL BANKER REALTY

Market Trends

Market Trends for Prince William County, Virginia

Single Family + Condo/Townhouse/Apt.

September 2026

Market Type

Seller's Market | Balanced Market | Buyer's Market

Key Details

Months of Inventory	Sold to List Price %	Median Days in RPR	Median Sold Price
2.51	99.6%	17	$579,990
↑ 2.45% MoM	↓ 0.82% MoM	↑ 13.33% MoM	↓ 2.92% MoM

September 2026 Median Estimated Property Value

Single Family + Condo/Townhouse/Apt.

This graphic displays property estimates for a market area and a subject property, where one has been selected. Estimated property values are generated by a valuation model and are not formal appraisals.

Source: Public records, and MLS sources where licensed

Update Frequency: Monthly

Median Estimated Value	Last Month Change	12 Month Change
$594,720	-0.1%	+1.3%

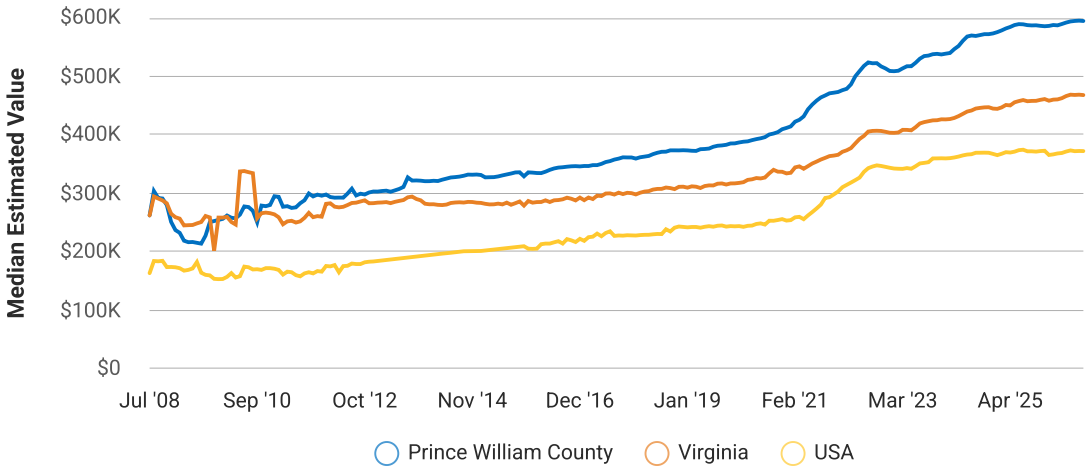

Copyright 2026 Realtors Property Resource® LLC. All Rights Reserved.
Information is not guaranteed. Equal Housing Opportunity.

Prince William County, Virginia

September 2026 New Listings

Prince William County, Virginia

Single Family + Condo/Townhouse/Apt.

This graphic summarizes key statistics for properties that entered the market each month. RPR uses list date to determine when a listing entered the market. These statistics are important for understanding the rate at which listings are entering the market and their price points.

Source: Listing sources

Update Frequency: Monthly

Median List Price - $599,982

↑ **1.7%** Month over Month

Copyright 2026 Realtors Property Resource® LLC. All Rights Reserved.
Information is not guaranteed. Equal Housing Opportunity.

Prince William County, Virginia

September 2026 Active Listings

Prince William County, Virginia

Single Family + Condo/Townhouse/Apt.

This graphic summarizes key statistics for properties that were in an active status on the last day of each month. RPR uses list date and a derived pending date to determine if the listing was active on the last day of the month. An end-of-month snapshot of active listings helps to understand inventory levels, price points and duration on the market.

Source: Listing sources

Update Frequency: Monthly

Median List Price - $610,000

↑ 1.7% Month over Month

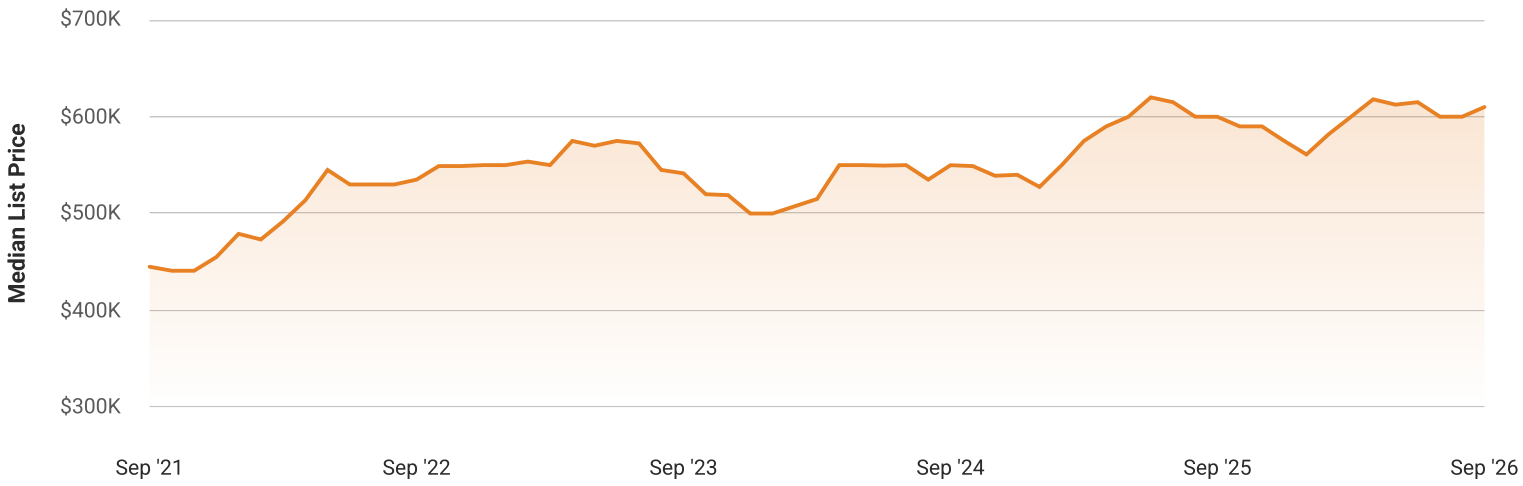

Copyright 2026 Realtors Property Resource® LLC. All Rights Reserved.
Information is not guaranteed. Equal Housing Opportunity.

Prince William County, Virginia

September 2026 New Pending Listings

Prince William County, Virginia

Single Family + Condo/Townhouse/Apt.

This graphic summarizes key statistics for properties that went into a pending status within each month. RPR uses a derived pending date to determine when a property moved into pending status in the given month. These statistics are important for understanding the market absorption rate and the price point of listings that are being consumed.

Source: Listing sources

Update Frequency: Monthly

Median List Price - $575,000

2.5% Month over Month

Copyright 2026 Realtors Property Resource® LLC. All Rights Reserved.
Information is not guaranteed. Equal Housing Opportunity.

Prince William County, Virginia

September 2026 Pending Listings

Prince William County, Virginia

Single Family + Condo/Townhouse/Apt.

This graphic summarizes key statistics for properties that were in a pending status on the last day of the month. RPR uses the list date, a derived pending date and a derived off-market status date to determine if the listing was in a pending status on the last day of the month. An end-of-month snapshot of pending listings helps to understand inventory that is waiting to close, price points and duration on the market.

Source: Listing sources

Update Frequency: Monthly

Median List Price - $569,950

0.9% Month over Month

Copyright 2026 Realtors Property Resource® LLC. All Rights Reserved.
Information is not guaranteed. Equal Housing Opportunity.

Prince William County, Virginia

September 2026 Sold Listings

Prince William County, Virginia

Single Family + Condo/Townhouse/Apt.

This graphic summarizes key statistics for properties that sold each month. RPR uses a derived sold date to determine when a property moved into a sold status within the given month. These statistics are important for understanding the price points on sold properties as well as the difference between the list price and sold price, which reveals whether buyers are paying over or under the asking price.

Source: Listing sources

Update Frequency: Monthly

Median Sold Price - $579,990

2.9% Month over Month

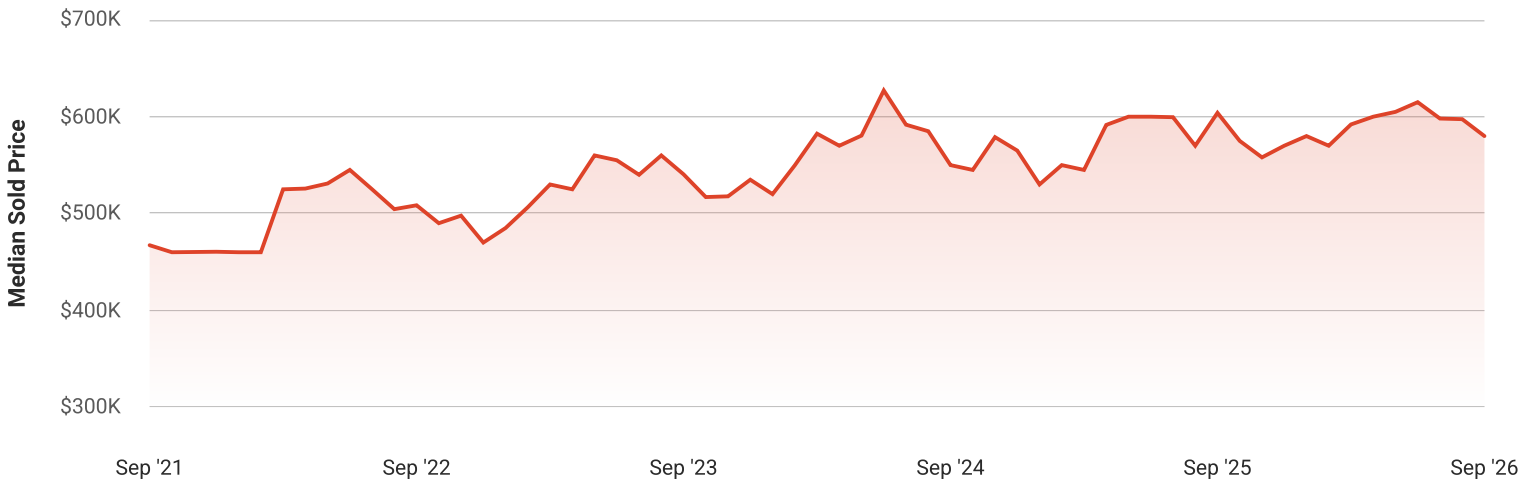

Copyright 2026 Realtors Property Resource® LLC. All Rights Reserved.
Information is not guaranteed. Equal Housing Opportunity.

Prince William County, Virginia

September 2026 Months Supply of Inv.

Prince William County, Virginia

Single Family + Condo/Townhouse/Apt.

This graphic summarizes key statistics that describe the given month's inventory level and the percentage change in the last month and year. Months of inventory is the number of months it will take a market to absorb the inventory that's available at the end of the month, based on the number of properties that typically go into pending each month. RPR calculates months of inventory by dividing the count of listings that were active on the last day of the month by a rolling 12-month average of newly pending listings.

Source: Listing sources

Update Frequency: Monthly

Months Supply of Inv.	Last Month Change	12 Month Change
2.51	+2.4%	+26.8%

Copyright 2026 Realtors Property Resource® LLC. All Rights Reserved.
Information is not guaranteed. Equal Housing Opportunity.

Prince William County, Virginia

Sold Public Records

Prince William County, Virginia

Single Family + Condo/Townhouse/Apt.

This graphic summarizes key statistics for properties that are sold each month. RPR uses a combination of dates in deed and assessment records to determine qualifying sale transactions each month. These statistics offer a complete view of everything that sold in a market area, whether it was listed in an MLS or not. Data is less accurate in non-disclosure states where some or all sale prices are not available through the public record. Non-disclosure states include Alaska, Idaho, Kansas, Louisiana, Mississippi, Missouri (some counties), Montana, New Mexico, North Dakota, Texas, Utah, and Wyoming. Note: Some counties, especially in rural areas, do not provide timely data updates.

Source: Public records data

Update Frequency: Monthly

Median Sold Price - –

Month over Month

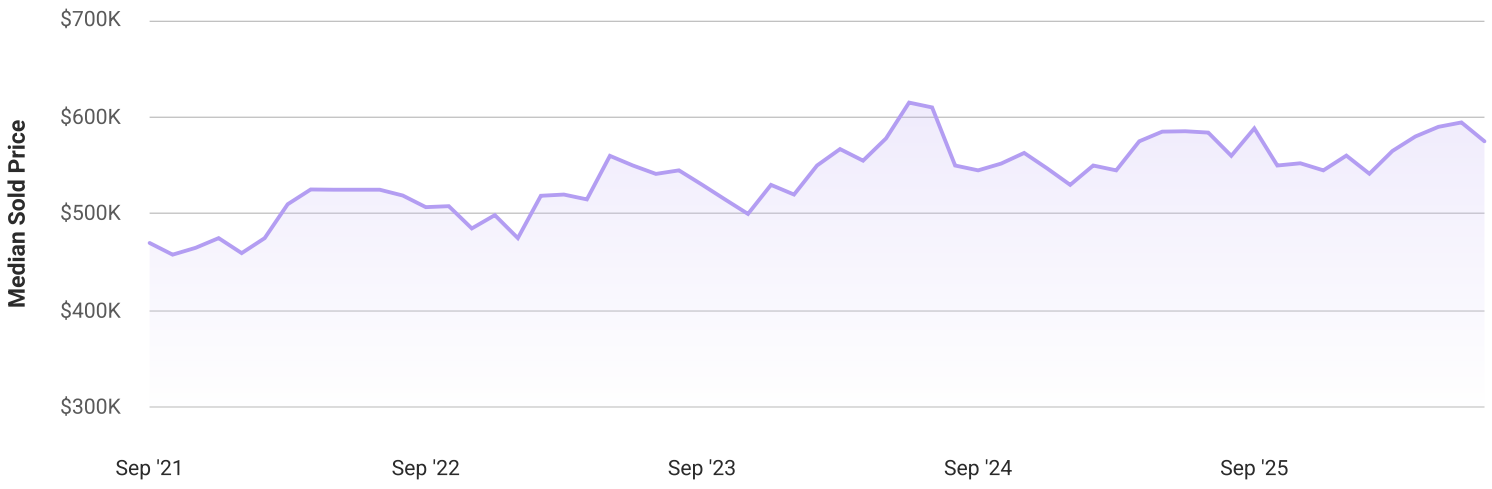

Total Sales and Active Listings in Prince William County, Virginia

Single Family + Condo/Townhouse/Apt.

This graph compares the number of sales with the number of active listings in the local market.

Source: MLS data where licensed

Update Frequency: Monthly

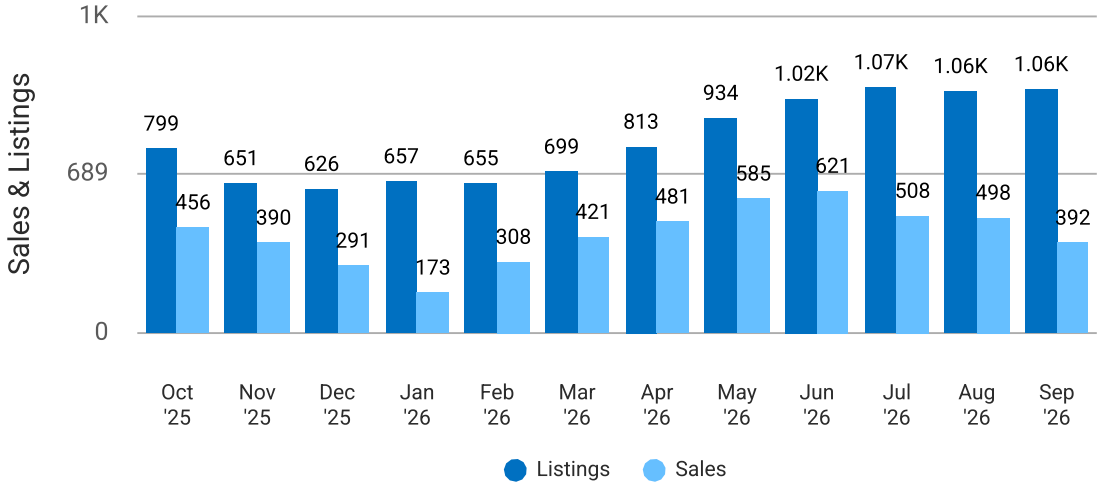

Copyright 2026 Realtors Property Resource® LLC. All Rights Reserved.
Information is not guaranteed. Equal Housing Opportunity.

Prince William County, Virginia

Median Sold Price vs Sold Listings in Prince William County, Virginia

Single Family + Condo/Townhouse/Apt.

This chart compares the trend of median sold price and number of sold listings for the given location.

Source: Listing Data

Update Frequency: Monthly

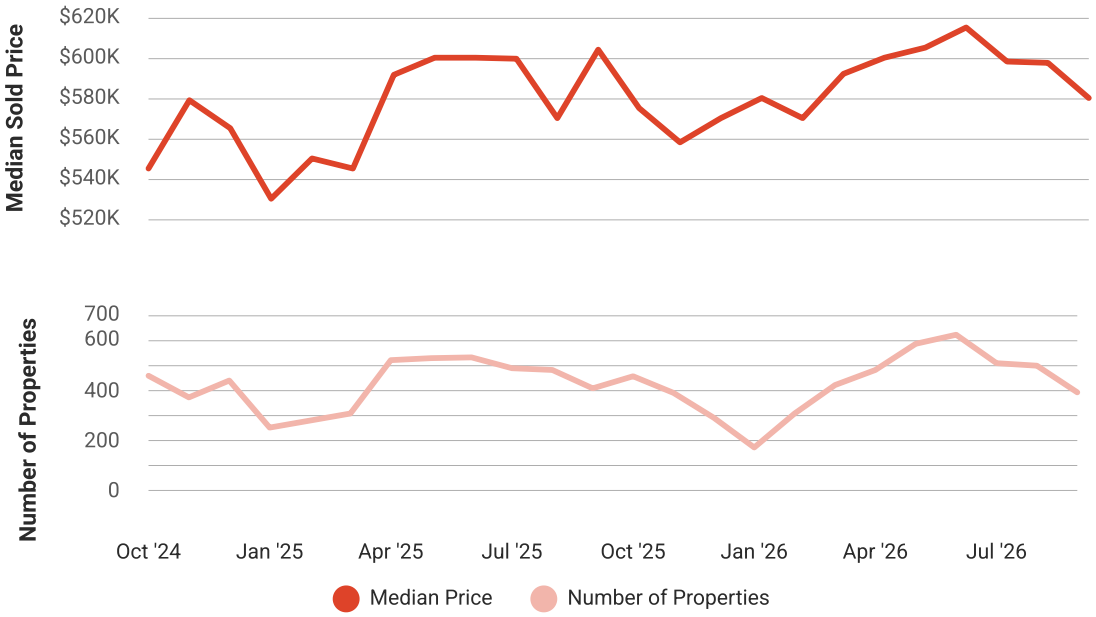

Median List Price vs Active Listings in Prince William County, Virginia

Single Family + Condo/Townhouse/Apt.

This chart compares the trend of median list price and number of active properties for the given location.

Source: Listing Data

Update Frequency: Monthly

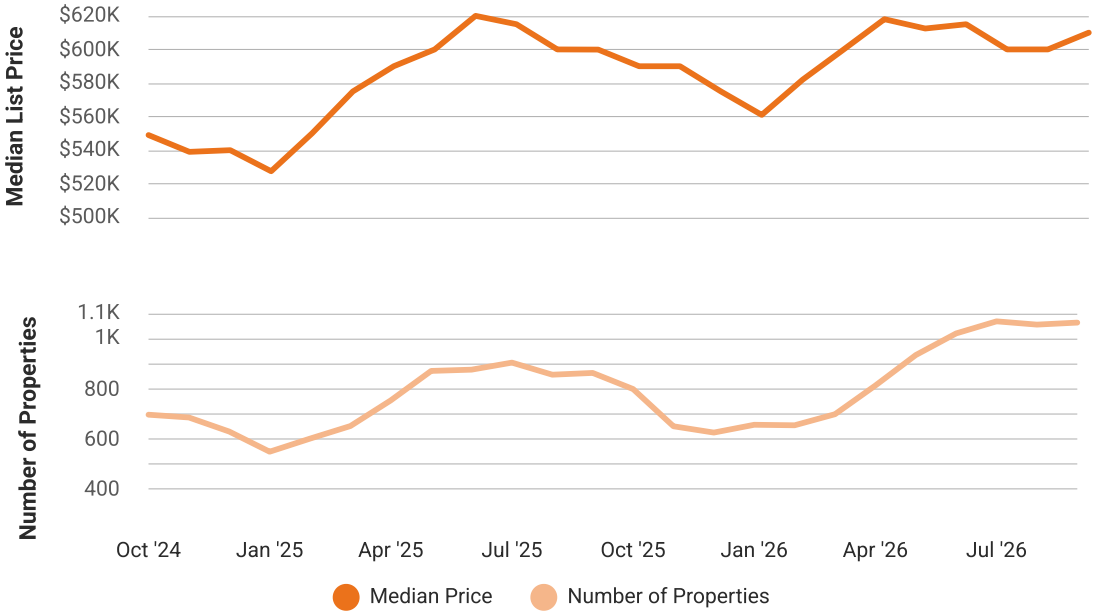

Copyright 2026 Realtors Property Resource® LLC. All Rights Reserved.
Information is not guaranteed. Equal Housing Opportunity.

Prince William County, Virginia

About RPR

- RPR® is the nation's largest property database, exclusively for REALTORS®. It empowers REALTORS® to help buyers and sellers make informed decisions, backed by a real estate database covering more than 160 million residential and commercial properties in the United States.
- RPR is a wholly owned subsidiary of the National Association of REALTORS® and a member benefit to REALTORS®.
- RPR's data sources range from MLSs and county-level tax and assessment offices, to the U.S. Census and FEMA, to specialty data set providers such as Esri (consumer data), Niche (school information) and Precisely (geographic boundaries).

Learn More

For more information about RPR, please visit RPR's public website: **https://blog.narrpr.com**

Affiliated Services

Guaranteed Rate Affinity

Rob Clark
SVP of Mortgage Lending
Office: (703) 518-2814
Mobile: (240) 460-0757
(727) 509-8554
Rob.Clark@grarate.com
http://grarate.com/RobClark
NMLS# 182527
310 King Street
Alexandria, VA 22314

Mid-Atlantic Settlement Services

Coldwell Banker Mid-Atlantic Title knows what it takes to coordinate with the buyer, seller, sales associates and the mortgage company.

Bill Burkart
Settlement Agent
Work: (703) 518-8300
william.burkart@masettlement.com

Anywhere Insurance Agency

Office: (888) 717-1776
https://www.anywhereinsurance.re/
VA

AHS Home Warranty

Donna Schmidt
Work: (540) 413-6990
dschmidt@ahslink.com

NOTE: This communication is provided to you for informational purposes only and should not be relied upon by you. The real estate firm identified in this report is not a mortgage lender. You should contact the identified mortgage company directly to learn more about its mortgage products and your eligibility for such products.

Copyright 2026 Realtors Property Resource® LLC. All Rights Reserved.
Information is not guaranteed. Equal Housing Opportunity.