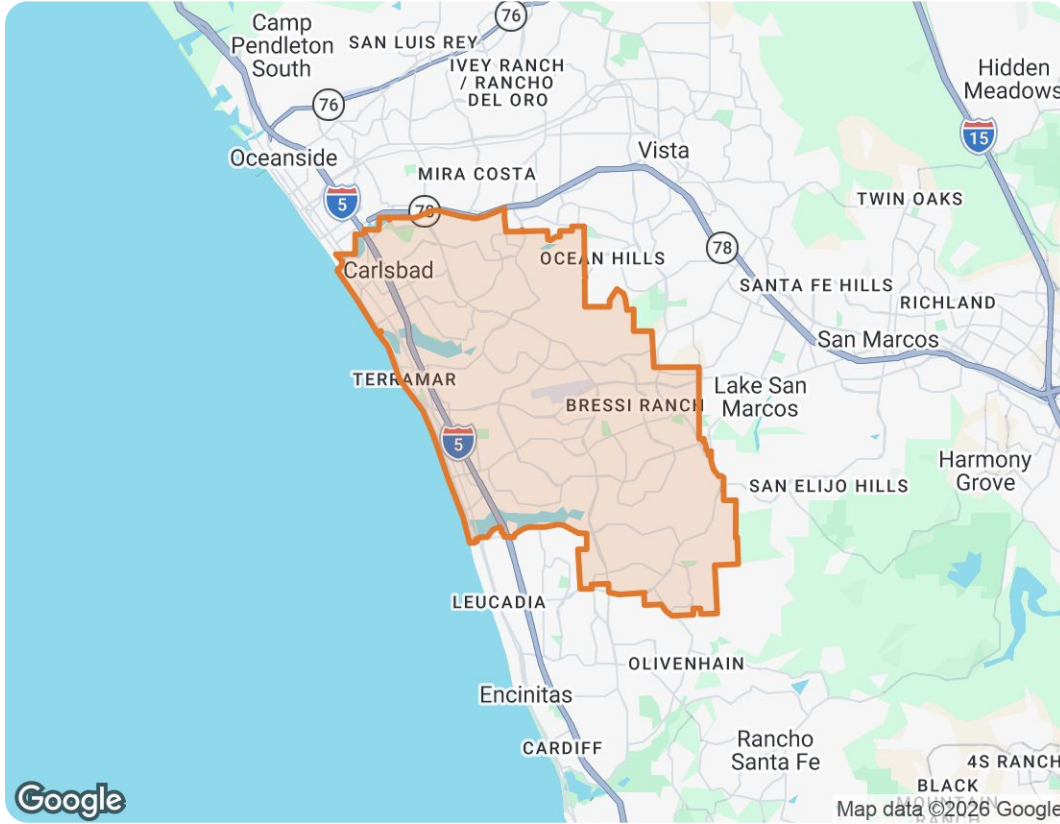


Carlsbad, California



The biggest buyer rebates and lowest selling fees in real estate – without sacrificing full-service support, 7 days a week.

ShopProp Licensed CA, WA, HI, AZ, MI, TX, VA, CO

📞 Office (888) 821-0556

✉️ team@shopprop.com

🌐 www.shopprop.com

Shop|Prop

ShopProp Inc.

Market Trends

Market Trends for Carlsbad, California

Single Family + Condo/Townhouse/Apt.

May 2026

Market Type

Seller's Market

Balanced Market

Buyer's Market

Key Details

<p>Months of Inventory</p> <p>2.71</p> <p>↑ 9.27% MoM</p>	<p>Sold to List Price %</p> <p>98.8%</p> <p>↓ 0.69% MoM</p>	<p>Median Days in RPR</p> <p>12</p>	<p>Median Sold Price</p> <p>\$1,435,000</p> <p>↓ 11.69% MoM</p>
---	---	--	---

May 2026 Median Estimated Property Value

Single Family + Condo/Townhouse/Apt.

This graphic displays property estimates for a market area and a subject property, where one has been selected. Estimated property values are generated by a valuation model and are not formal appraisals.

Source: Public records, and MLS sources where licensed

Update Frequency: Monthly

Median Estimated Value

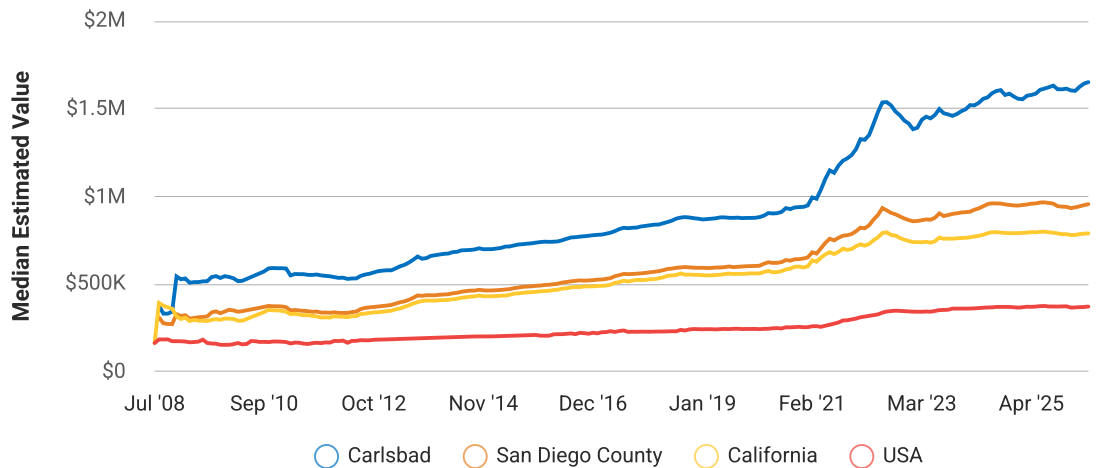
\$1,650,930

Last Month Change

+0.5%

12 Month Change

+4.2%



Carlsbad, California

May 2026 Active Listings

Carlsbad, California

Single Family + Condo/Townhouse/Apt.

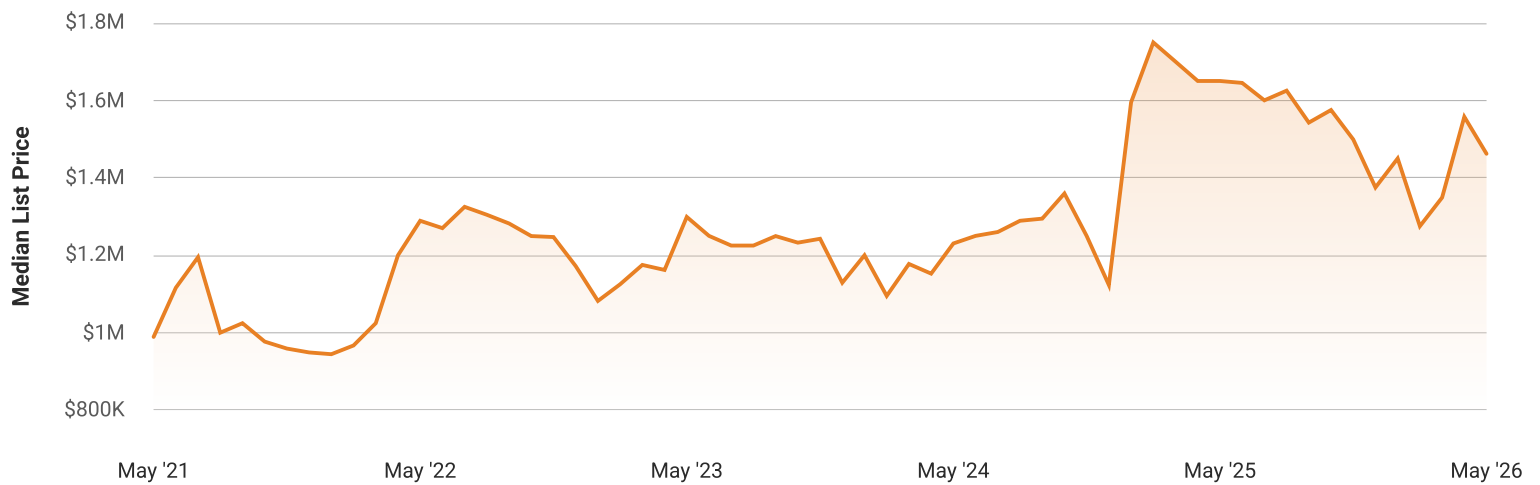
This graphic summarizes key statistics for properties that were in an active status on the last day of each month. RPR uses list date and a derived pending date to determine if the listing was active on the last day of the month. An end-of-month snapshot of active listings helps to understand inventory levels, price points and duration on the market.

Source: Listing sources

Update Frequency: Monthly

Median List Price - \$1,462,000

↓ 6.1% Month over Month



Carlsbad, California

May 2026 Sold Listings

Carlsbad, California

Single Family + Condo/Townhouse/Apt.

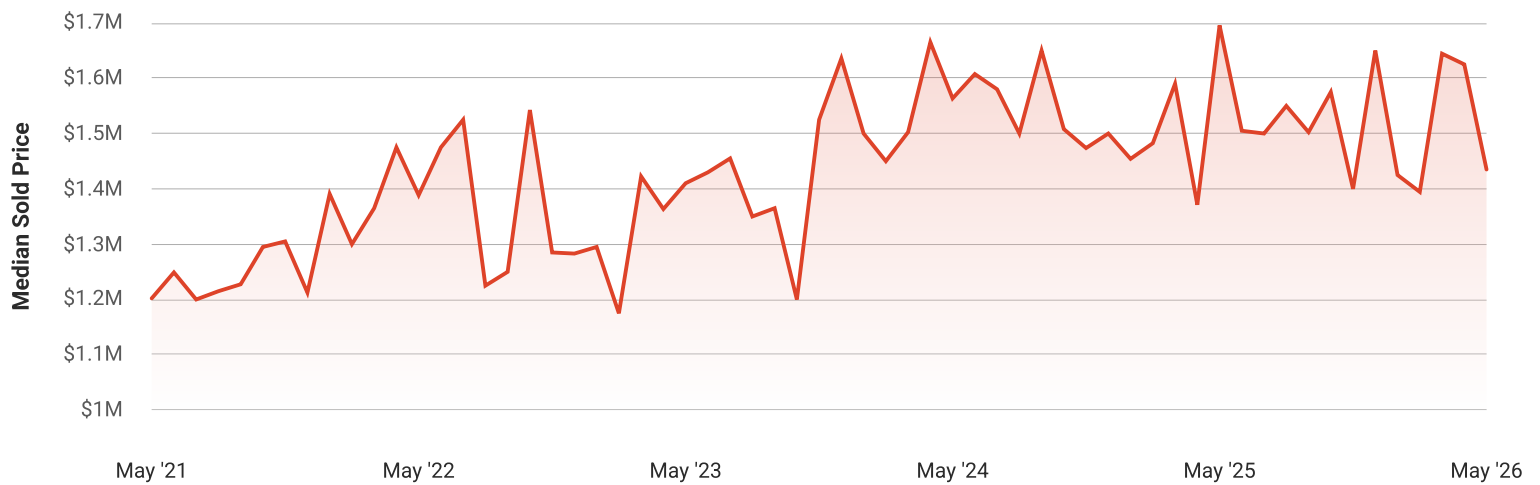
This graphic summarizes key statistics for properties that sold each month. RPR uses a derived sold date to determine when a property moved into a sold status within the given month. These statistics are important for understanding the price points on sold properties as well as the difference between the list price and sold price, which reveals whether buyers are paying over or under the asking price.

Source: Listing sources

Update Frequency: Monthly

Median Sold Price - \$1,435,000

↓ 11.7% Month over Month



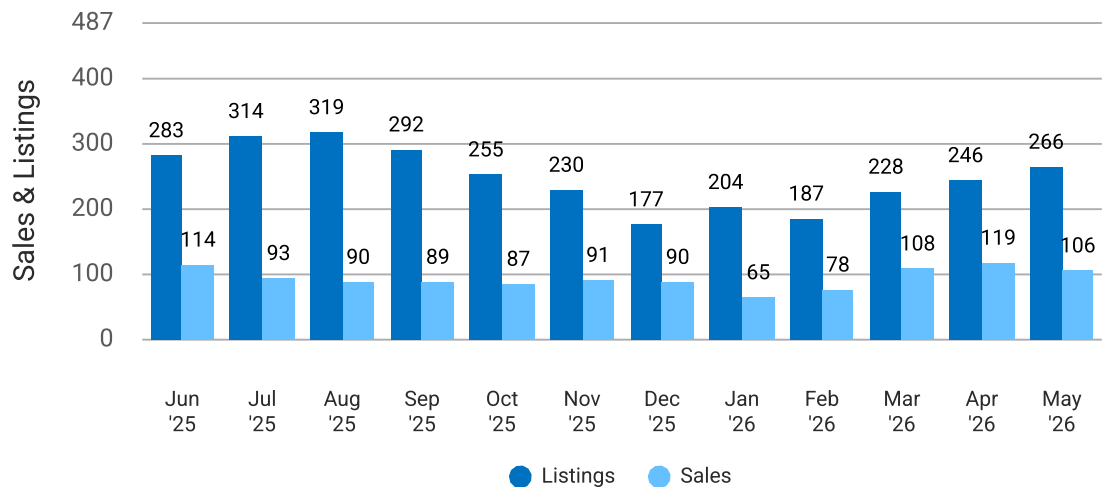
Total Sales and Active Listings in Carlsbad, California

Single Family + Condo/Townhouse/Apt.

This graph compares the number of sales with the number of active listings in the local market.

Source: MLS data where licensed

Update Frequency: Monthly



Carlsbad, California

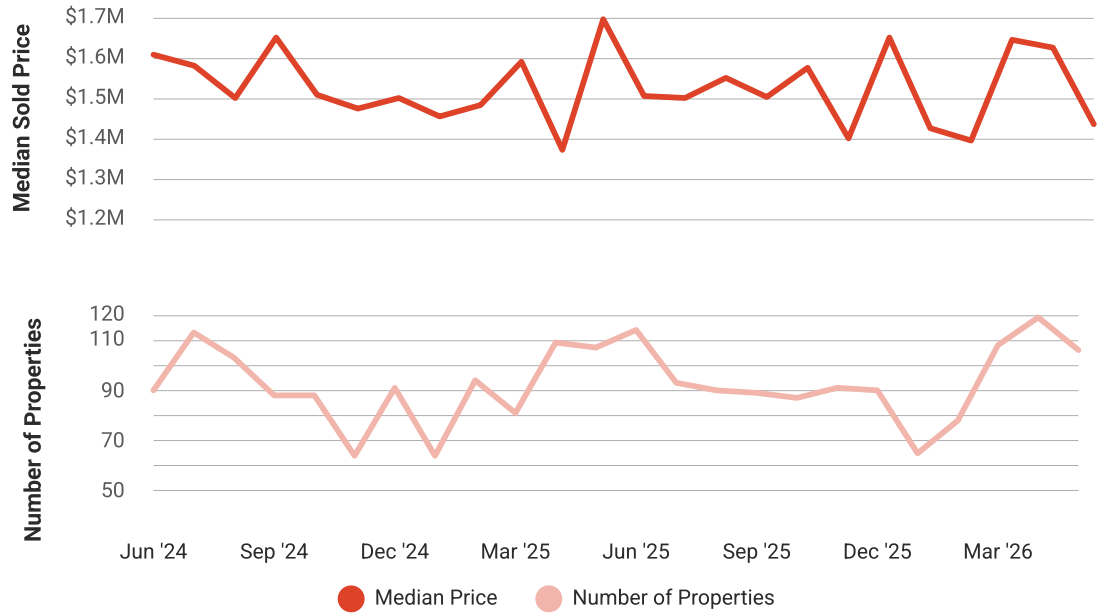
Median Sold Price vs Sold Listings in Carlsbad, California

Single Family + Condo/Townhouse/Apt.

This chart compares the trend of median sold price and number of sold listings for the given location.

Source: Listing Data

Update Frequency: Monthly



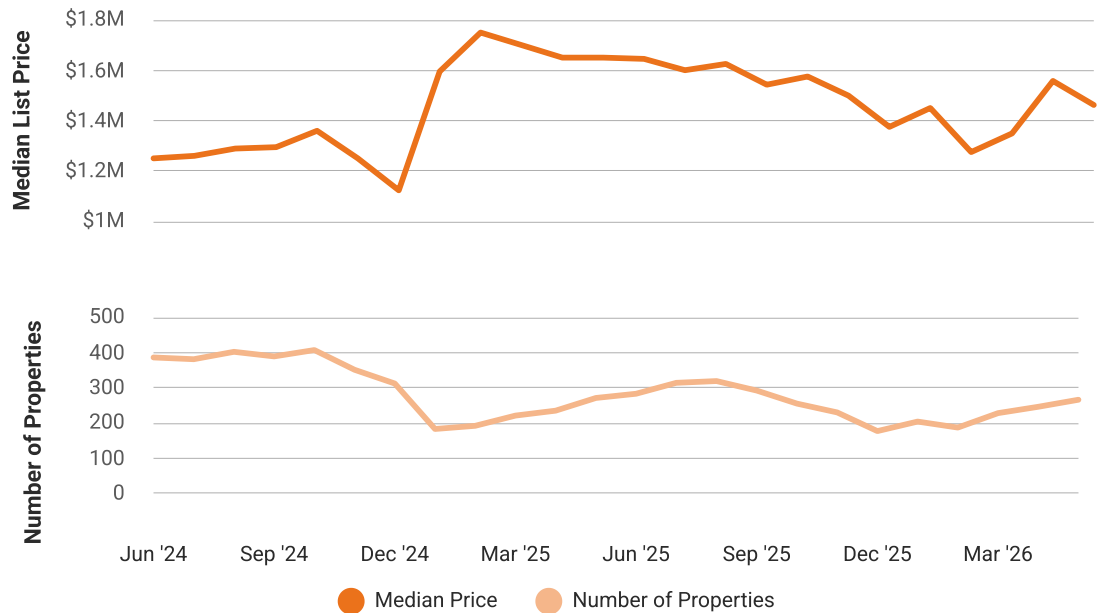
Median List Price vs Active Listings in Carlsbad, California

Single Family + Condo/Townhouse/Apt.

This chart compares the trend of median list price and number of active properties for the given location.

Source: Listing Data

Update Frequency: Monthly



Market Snapshot

Value and Price Changes

	Current	Last Month	Last 3 Months	Last 12 Months	Last 24 Months	Last 36 Months
Median Est. Property Value Last Updated: 5/31/2026	\$1,650,930	\$1,642,640 +0.5%	\$1,601,090 +3.11%	\$1,585,010 +4.16%	\$1,555,860 +6.11%	\$1,444,460 +14.29%
Median Sold Price Last Updated: 5/31/2026	\$1,435,000	\$1,625,000 -11.69%	\$1,394,500 +2.9%	\$1,695,500 -15.36%	\$1,563,500 -8.22%	\$1,410,129 +1.76%
Median List Price Last Updated: 5/31/2026	\$1,462,000	\$1,557,449 -6.13%	\$1,275,000 +14.67%	\$1,650,000 -11.39%	\$1,230,395 +18.82%	\$1,299,000 +12.55%

About this Data: Because some brokerages may choose not to include their MLS listing content within the RPR platform, the analysis contained in this report may not have been created using all the available listing data within this geographical market.
 Median estimated property values are generated by a valuation model and are not formal appraisals. Valuations are based on public records and MLS data where licensed. The Metrics displayed here reflect **All Residential Single Family, Condo, Townhouse and Apartment properties** data.

Market Activity

Market Activity Filters

Sort Order: Date

Maximum Properties Per Change Type: 10

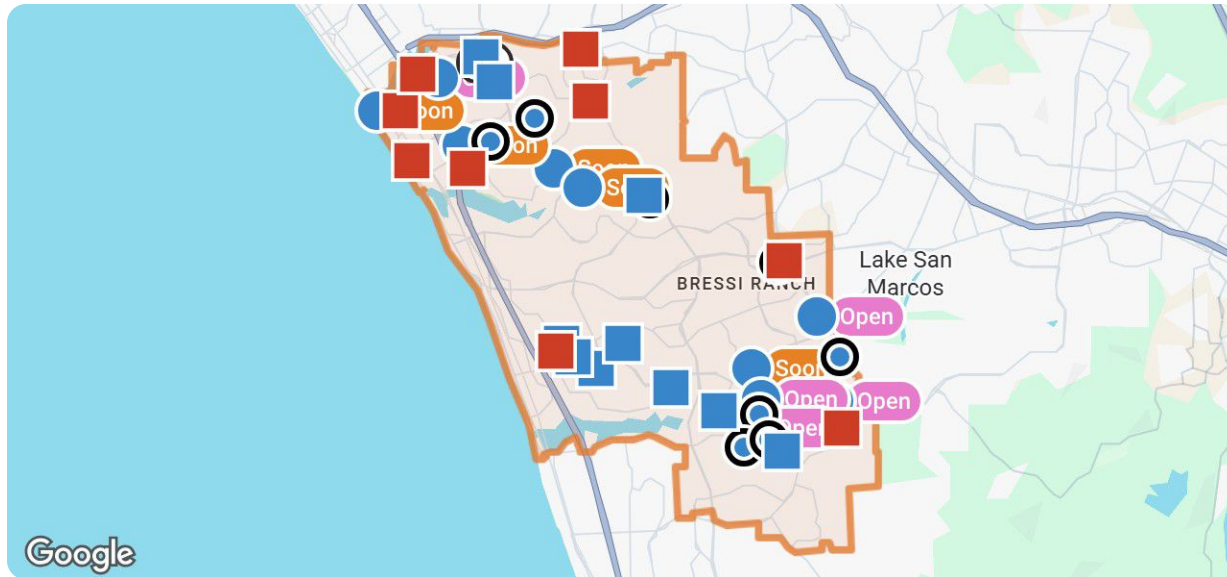
Change Types: New Listings, Pending, Closed, Distressed

Property Types: Single Family, Condo/Townhouse/Apt

Property Features: Sale Price: Any, Lease Price: Any, Beds: Any, Baths: Any, Living Area: Any, Lot Size (acre): Any, Year Built: Any

Summary

For Sale Activity in the Last 3 Months

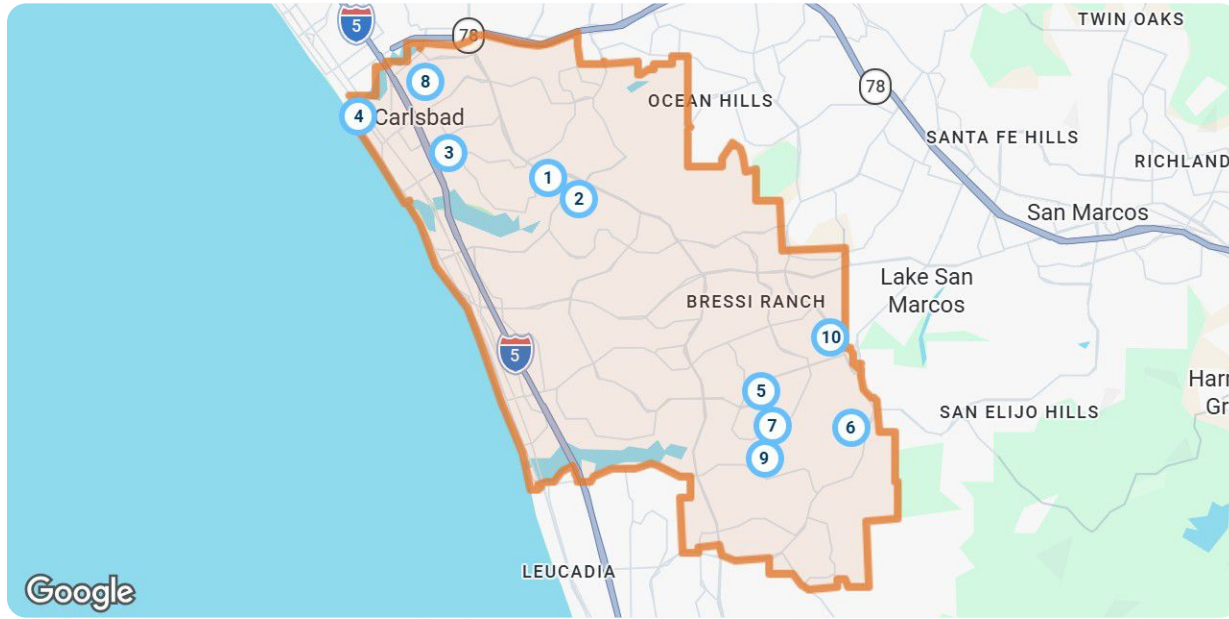


	New	Pending	Closed	Distressed
Number of Properties	10	10	10	10
Lowest Listing Price / Est.Value	\$620,000	\$670,000	\$975,000	\$740,300
Median Listing Price / Est.Value	\$974,500	\$1,235,000	\$1,725,000	\$1,770,950
Highest Listing Price / Est.Value	\$2,550,000	\$2,625,000	\$2,611,500	\$3,075,000
Average Price / sqft	\$681	\$681	\$803	\$776
Median Price / sqft	\$664	\$654	\$795	\$692
Average Days in RPR	2	45	43	24
Median Days in RPR	3	27	16	24
Total Volume	\$13,099,800	\$13,508,000	\$17,310,490	\$18,250,110
Source	Listings	Listings	Public Records & Listings	Public Records & Listings

Market Activity Breakdown

New











Source: Listings



Legend

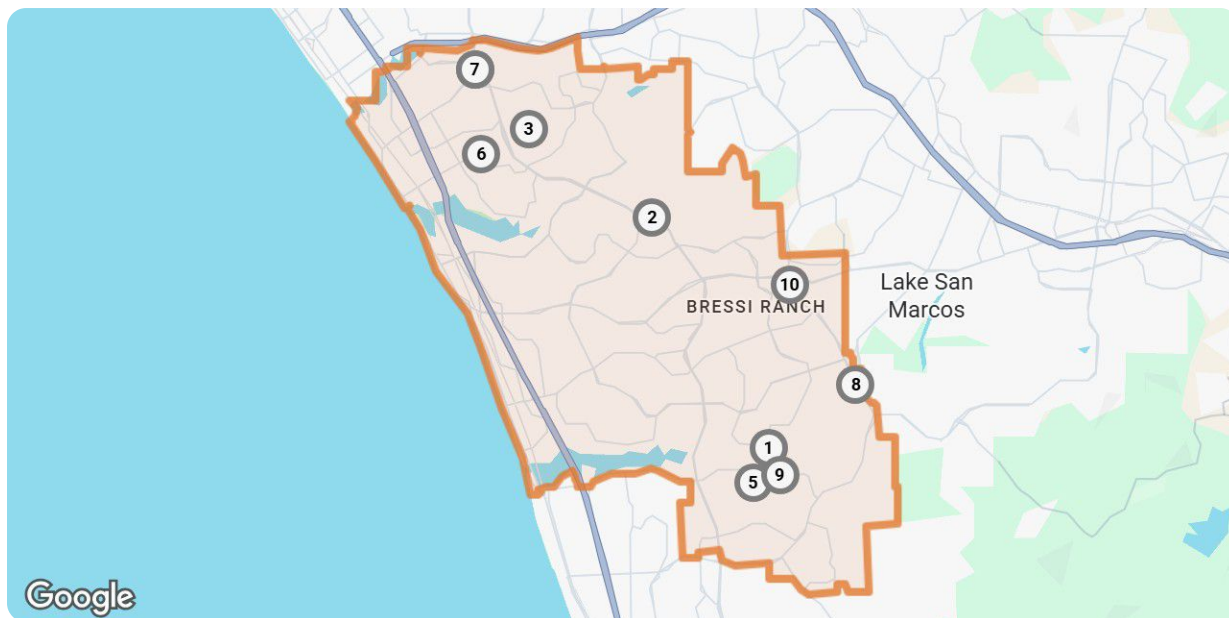
- Active For Sale
- Active Under Contract

New: 10 properties		Property Type	Beds / Baths	Living Area (sq ft)	Lot Size	Year Built	List Date / Days in RPR	List Price / \$ Per Sq Ft
1	 <p>3045 Corte Trabuco Carlsbad, CA 92009 MLS ID: NDP2605428 ● Active / For Sale <i>Listing Courtesy of COLDWELL BANKER REALTY</i></p>	Condo/Townhouse/Apt.	2/2	1,135	5.38 acres	1986	6/10/2026 -2 days	\$698,900 \$616/sq ft
2	 <p>2564 Navarra Dr, Unit 213 Carlsbad, CA 92009 MLS ID: NDP2605478 ● Active / For Sale <i>Listing Courtesy of HOMESMART REALTY WEST</i></p>	Condo/Townhouse/Apt.	2/2	1,427	1.35 acres	1975	6/10/2026 -2 days	\$749,000 \$525/sq ft
3	 <p>2251 Altisma Way, Unit 202 Carlsbad, CA 92009 MLS ID: NDP2605493 ● Active / For Sale <i>Listing Courtesy of FIRST TEAM REAL ESTATE</i></p>	Condo/Townhouse/Apt.	2/2	1,031	0.79 acres	1973	6/8/2026 - days	\$620,000 \$601/sq ft
4	 <p>1620 Filaree Ct Carlsbad, CA 92011 MLS ID: NDP2605498 ● Active / For Sale <i>Listing Courtesy of COMPASS</i></p>	Condo/Townhouse/Apt.	3/3	1,728	2.02 acres	1996	6/8/2026 - days	\$1,349,900 \$781/sq ft
5	 <p>7069 Crystalline Dr Carlsbad, CA 92011 MLS ID: NDP2605480 ● Active / For Sale <i>Listing Courtesy of COLDWELL BANKER REALTY</i></p>	Single Family	5/5	3,199	5,140 sqft	2006	6/7/2026 1 day	\$2,550,000 \$797/sq ft

New: 10 properties		Property Type	Beds / Baths	Living Area (sq ft)	Lot Size	Year Built	List Date / Days in RPR	List Price / \$ Per Sq Ft
	 <p>6314 Paseo Descanso Carlsbad, CA 92009 MLS ID: NDP2605225 ● Active Under Contract / For Sale</p> <p><i>Listing Courtesy of ERA RANCH & SEA REALTY</i></p>	Single Family	5/4	3,622	7,840 sqft	2002	6/1/2026 7 days	\$2,025,000 \$559/sq ft
	 <p>2349 Altisma Way, Unit C Carlsbad, CA 92009 MLS ID: OC26119601 ● Active / For Sale</p> <p><i>Listing Courtesy of AARE</i></p>	Condo/Townhouse/Apt.	2/3	1,080	3.25 acres	1976	6/6/2026 2 days	\$659,000 \$610/sq ft
	 <p>808 Caminito Azul Carlsbad, CA 92011 MLS ID: 260013662 ● Active / For Sale</p> <p><i>Listing Courtesy of Redfin Corporation</i></p>	Condo/Townhouse/Apt.	2/2	1,435	3,225 sqft	1977	6/5/2026 3 days	\$1,150,000 \$801/sq ft
	 <p>6283 Citracado Cir Carlsbad, CA 92009 MLS ID: 260013155 ● Active / For Sale</p> <p><i>Listing Courtesy of Century 21 Affiliated</i></p>	Condo/Townhouse/Apt.	2/3	1,123	1.44 acres	2002	6/5/2026 3 days	\$799,000 \$711/sq ft
	 <p>1341 Corvidae St Carlsbad, CA 92011 MLS ID: NDP2605106 ● Active / For Sale</p> <p><i>Listing Courtesy of NORTH COMPASS REALTY</i></p>	Single Family	3/4	3,082	10,741 sqft	1997	6/5/2026 3 days	\$2,499,000 \$811/sq ft

Pending









Source: Listings



Legend

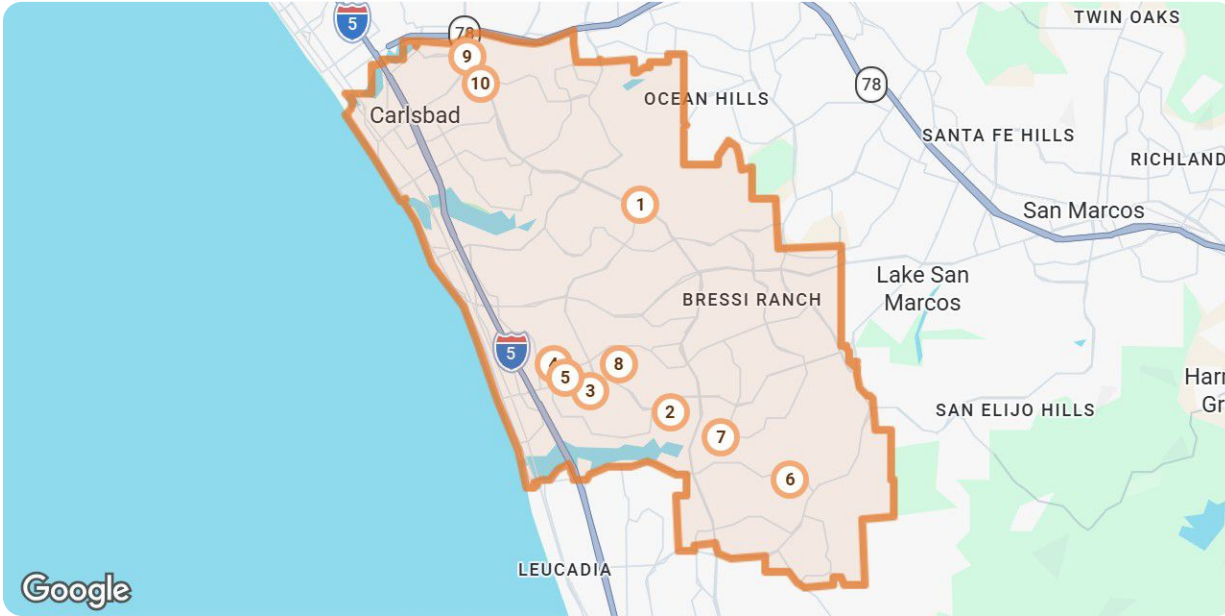
● Pending



Pending: 10 properties		Property Type	Beds / Baths	Living Area (sq ft)	Lot Size / Year Built	List Date	List Price / \$ Per Sq Ft	Pending Date / Days in RPR
1	 <p>2201 Plaza De Las Flores Carlsbad, CA 92009 MLS ID: NDP2603951 Pending / For Sale</p> <p><i>Listing Courtesy of HOMESMART REALTY WEST</i></p>	Condo/Townhouse/Apt.	2/2	1,542	6.23 acres 1971	4/24/2026	\$945,000 \$613/sq ft	6/8/2026 45 days
2	 <p>957 Fir Tree Pl Carlsbad, CA 92011 MLS ID: 260012199 Pending / For Sale</p> <p><i>Listing Courtesy of Real Broker</i></p>	Condo/Townhouse/Apt.	2/3	1,292	1,973 sqft 1988	5/20/2026	\$899,000 \$696/sq ft	6/5/2026 16 days
3	 <p>4011 Layang Layang Cir, Apt F Carlsbad, CA 92008 MLS ID: 260003855 Pending / For Sale</p> <p><i>Listing Courtesy of Homesmart Realty West</i></p>	Condo/Townhouse/Apt.	2/3	1,502	3 sqft 1984	2/14/2026	\$850,000 \$566/sq ft	6/5/2026 111 days
4	 <p>2345 Altisma Way, Unit A Carlsbad, CA 92009 MLS ID: 260006771 Pending / For Sale</p> <p><i>Listing Courtesy of Redfin Corporation</i></p>	Condo/Townhouse/Apt.	2/3	1,440	3 sqft 1976	3/23/2026	\$670,000 \$465/sq ft	6/4/2026 73 days
5	 <p>4235 Harrison St Carlsbad, CA 92008 MLS ID: NDP2600547 Pending / For Sale</p> <p><i>Listing Courtesy of PACIFIC SOTHEBY'S INT'L REALTY</i></p>	Single Family	3/3	2,539	0.46 acres 1999	1/17/2026	\$2,625,000 \$1,034/sq ft	6/4/2026 138 days
6	 <p>6154 Paseo Palero Carlsbad, CA 92009 MLS ID: 260012806 Pending / For Sale</p> <p><i>Listing Courtesy of Keller Williams Realty</i></p>	Single Family	4/2	2,109	10,018 sqft 2002	5/29/2026	\$1,549,000 \$734/sq ft	6/4/2026 6 days
7	 <p>3162 Vista Rica Carlsbad, CA 92009 MLS ID: 260012183 Pending / For Sale</p> <p><i>Listing Courtesy of Exp Realty Of Southern California, Inc.</i></p>	Condo/Townhouse/Apt.	4/3	2,019	10.24 acres 1988	5/19/2026	\$1,120,000 \$555/sq ft	6/4/2026 16 days
8	 <p>7221 Wisteria Way Carlsbad, CA 92011 MLS ID: 260013065 Pending / For Sale</p> <p><i>Listing Courtesy of Compass</i></p>	Single Family	4/2	1,975	9,171 sqft 1978	5/29/2026	\$1,650,000 \$835/sq ft	6/4/2026 6 days
9	 <p>2275 Cameo Rd, #77 Carlsbad, CA 92008 MLS ID: 260010026 Pending / For Sale</p> <p><i>Listing Courtesy of Coldwell Banker West</i></p>	Single Family	3/4	2,590	10,018 sqft 1965	4/27/2026	\$1,850,000 \$714/sq ft	6/3/2026 37 days
10	 <p>6741 Cantil St Carlsbad, CA 92009 MLS ID: PTP2604080 Pending / For Sale</p> <p><i>Listing Courtesy of EXP REALTY OF CALIFORNIA, INC.</i></p>	Single Family	4/3	2,250	6,534 sqft 1987	5/28/2026	\$1,350,000 \$600/sq ft	6/3/2026 6 days

Closed

Source: Public Records and Listings



Legend
● Closed

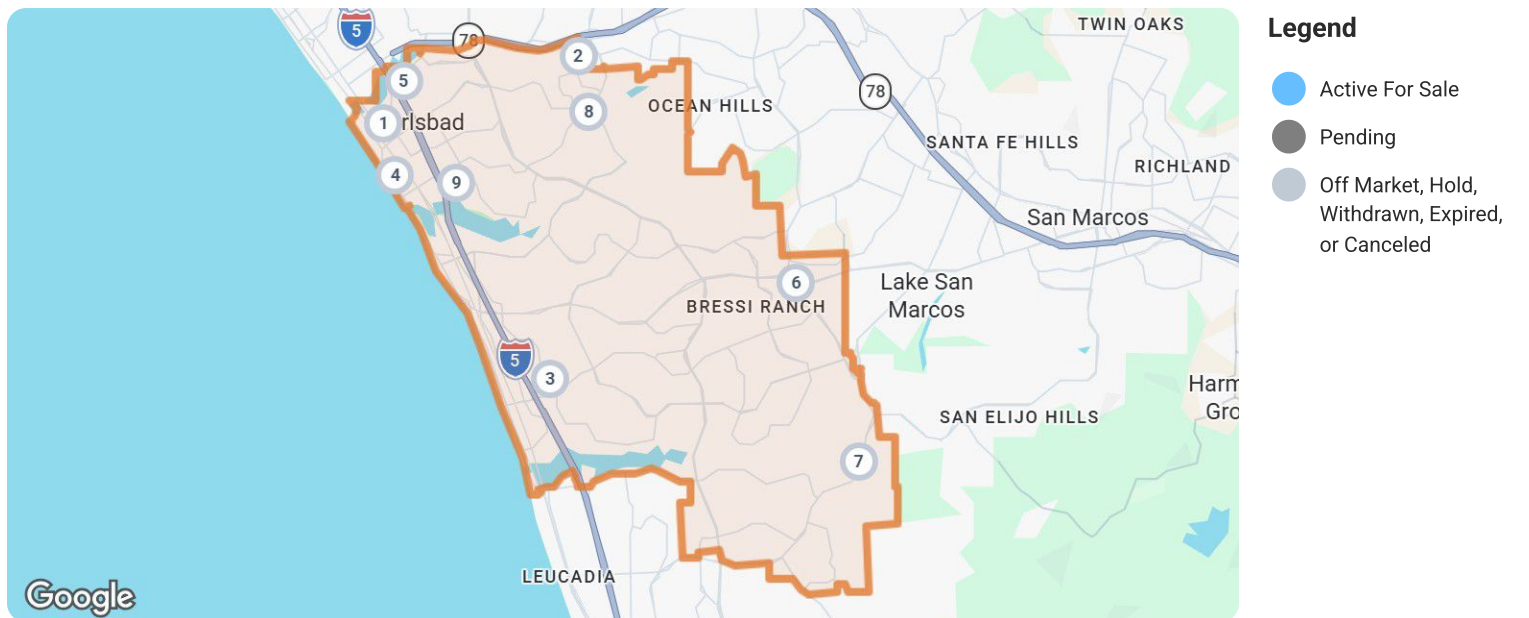
Closed: 10 properties		Property Type	Beds / Baths	Living Area (sq ft)	Lot Size / Year Built	Closed Date / Days in RPR	Closed Price / \$ Per Sq Ft	List to Sold Price %
1	 <p>1702 Fairlead Ave Carlsbad, CA 92011 MLS ID: IG26012824 ■ Closed / For Sale <i>Courtesy of OSCAR TORTOLA GROUP REAL ESTATE SERVICES</i></p>	Condo/Townhouse/Apt.	3/3	1,410	0.51 acres / 2013	6/5/2026 / 112 days	\$975,000 / \$691/sq ft	-
2	 <p>4927 Loma Way Carlsbad, CA 92008 MLS ID: NDP2604586 ■ Closed / For Sale <i>Courtesy of REDFIN CORPORATION</i></p>	Single Family	3/3	2,154	10,698 sqft / 2005	6/5/2026 / 3 days	\$2,250,000 / \$1,045/sq ft	↑ 18.73%
3	 <p>2710 Olympia Dr Carlsbad, CA 92010 MLS ID: IG26096129 ■ Closed / For Sale <i>Courtesy of DAVID SANCHEZ, BROKER</i></p>	Single Family	4/3	2,263	8,890 sqft / 1984	6/5/2026 / 4 days	\$1,750,000 / \$773/sq ft	↑ 0.06%
4	 <p>7102 Primrose Way Carlsbad, CA 92011 MLS ID: NDP2604064 ■ Closed / For Sale <i>Courtesy of COLDWELL BANKER REALTY</i></p>	Single Family	3/2	1,766	8,603 sqft / 1978	6/5/2026 / 8 days	\$1,625,000 / \$920/sq ft	↑ 6.56%
5	 <p>605 Seaward Ave Carlsbad, CA 92011 MLS ID: 260009647 ■ Closed / For Sale <i>Courtesy of Private House Coastal Estates</i></p>	Single Family	3/3	2,314	4,020 sqft / 2004	6/5/2026 / 11 days	\$2,100,000 / \$908/sq ft	↓ 4.55%



Closed: 10 properties		Property Type	Beds / Baths	Living Area (sq ft)	Lot Size / Year Built	Closed Date / Days in RPR	Closed Price / \$ Per Sq Ft	List to Sold Price %
6	 1005 Canvasback Ct Carlsbad, CA 92011 MLS ID: NDP2510564 Closed / For Sale <i>Courtesy of COLDWELL BANKER REALTY</i>	Single Family	5/5	3,199	0.29 acres 2006	6/4/2026 175 days	\$2,611,500 \$816/sq ft	↓ 4.86%
7	 4600 Catmint Ln Carlsbad, CA 92008 MLS ID: NDP2601494 Closed / For Sale <i>Courtesy of KB HOME SALES - SO CAL, INC.</i>	Condo/Townhouse/Apt.	3/4	1,739	- 2025	6/4/2026 60 days	\$1,078,990 \$620/sq ft	↓ 2.88%
8	 2724 Chestnut Ave Carlsbad, CA 92010 MLS ID: 260009554 Closed / For Sale <i>Courtesy of Keller Williams Realty</i>	Single Family	4/3	1,909	0.33 acres 1979	6/4/2026 29 days	\$1,700,000 \$891/sq ft	↑ 1.49%
9	 1634 Fairlead Ave Carlsbad, CA 92011 MLS ID: 260010056 Closed / For Sale <i>Courtesy of Pacific Sotheby's Int'l Realty</i>	Condo/Townhouse/Apt.	3/3	1,500	0.54 acres 2014	6/4/2026 20 days	\$1,020,000 \$680/sq ft	↓ 0.97%
10	 2429 Mica Rd Carlsbad, CA 92009 MLS ID: NDP2603940 Closed / For Sale <i>Courtesy of COLDWELL BANKER REALTY</i>	Single Family	4/4	3,217	5,536 sqft 2010	6/4/2026 6 days	\$2,200,000 \$684/sq ft	↑ 7.32%

Distressed

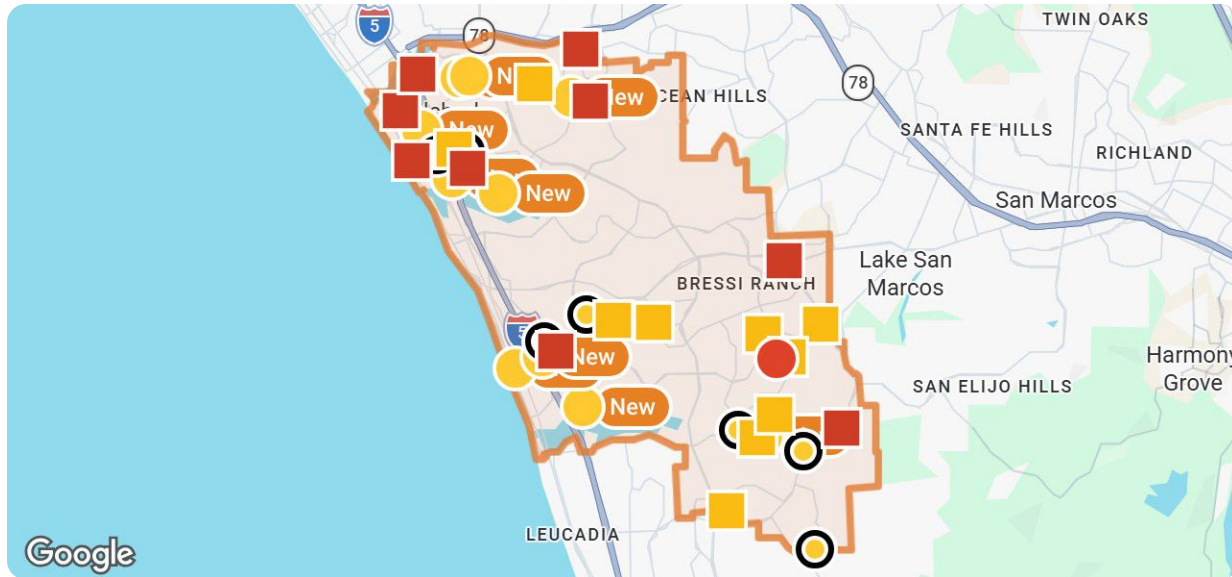
Source: Public Records and Listings



Distressed: 10 properties		Property Type	Beds / Baths	Living Area (sq ft)	Lot Size / Year Built	List Date / Days in RPR	List Price / \$ Per Sq Ft	Distressed Date / Type
	 4208 Park Dr Carlsbad, CA 92008 MLS ID: NDP2603998 ● Pending / For Sale <i>Listing Courtesy of WESTHAVEN REAL ESTATE SERVICES</i>	Single Family	4/4	2,518	7,600 sqft / 1971	4/25/2026 / 20 days	\$1,799,900 / \$715/sq ft	4/13/2026 / Notice Of Default
	 1546 Oak Ave Carlsbad, CA 92008 MLS ID: NDP2604553 ● Active / For Sale <i>Listing Courtesy of REAL BROKERAGE TECHNOLOGIES</i>	Single Family	5/5	4,867	0.32 acres / 2004	5/11/2026 / 28 days	\$3,075,000 / \$632/sq ft	5/20/2026 / Notice of Default
	 2448 Lapis Rd Carlsbad, CA 92009 ● Off Market / Public Record <i>Listing Courtesy of REAL BROKERAGE TECHNOLOGIES</i>	Single Family	4/5	4,193	0.34 acres / 2006	- / - days	- / \$681/sq ft	5/1/2026 / Notice of Default
	 175 Maple Ave, Unit 4 Carlsbad, CA 92008 ● Off Market / Public Record	Condo/Townhouse/Apt.	2/3	1,370	0.37 acres / 2000	- / - days	- / \$1,355/sq ft	3/19/2026 / Notice of Default
	 1228 Lanai Ct, #30 Carlsbad, CA 92008 ● Off Market / Public Record	Single Family	5/6	3,782	0.31 acres / 2016	- / - days	- / \$703/sq ft	3/18/2026 / Notice of Default
	 6076 Paseo Salinero Carlsbad, CA 92009 ● Off Market / Public Record	Condo/Townhouse/Apt.	3/2	1,140	2.18 acres / 2002	- / - days	- / \$649/sq ft	3/25/2026 / Notice of Rescission
	 7404 Carlina St Carlsbad, CA 92009 ● Off Market / Public Record	Single Family	3/2	1,833	0.33 acres / 1978	- / - days	- / \$888/sq ft	4/8/2026 / Notice of Default
	 4720 Birchwood Cir Carlsbad, CA 92008 ● Off Market / Public Record	Single Family	2/2	1,566	2,724 sqft / 1977	- / - days	- / \$596/sq ft	4/7/2026 / Notice of Default
	 2980 Ridgefield Ave Carlsbad, CA 92010 ● Off Market / Public Record	Single Family	2/3	1,435	3,162 sqft / 1984	- / - days	- / \$672/sq ft	5/21/2026 / Notice of Foreclosure Sale
	 1135 Harborview Ln Carlsbad, CA 92008 ● Off Market / Public Record	Single Family	3/2	2,014	8,500 sqft / 1964	- / - days	- / \$865/sq ft	3/27/2026 / Notice of Default

Summary

For Lease Activity in the Last 3 Months



Legend

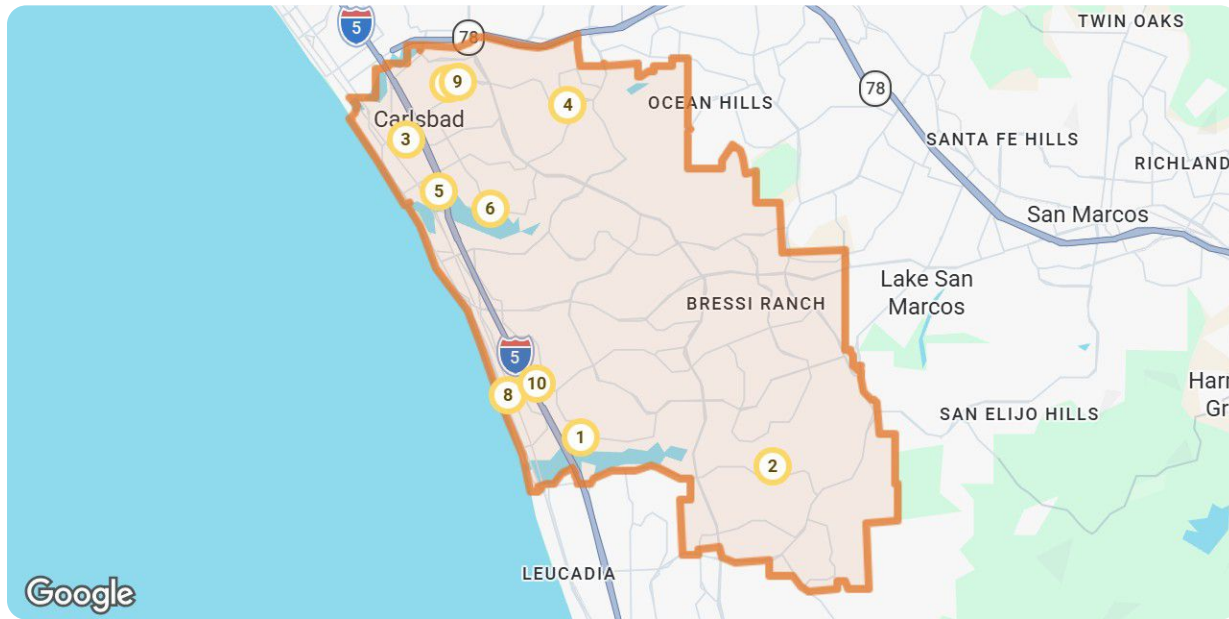
- For Lease
- For Lease Pending
- For Sale / Lease
- Distressed
- Recently Leased

	New	Pending	Closed	Distressed
Number of Properties	10	9	10	10
Lowest Listing Price / Est.Value	\$2,650	\$2,795	\$3,400	\$740,300
Median Listing Price / Est.Value	\$7,345	\$5,000	\$6,500	\$1,787,335
Highest Listing Price / Est.Value	\$2,200,000	\$9,950	\$9,000	\$3,273,560
Average Price / sqft	\$242	\$3	\$3	\$781
Median Price / sqft	\$4	\$3	\$3	\$692
Average Days in RPR	7	20	25	-
Median Days in RPR	7	8	11	-
Total Volume	\$4,643,785	\$46,959	\$62,200	\$18,481,440
Source	Listings	Listings	Public Records & Listings	Public Records & Listings

Market Activity Breakdown





New

Source: Listings



Legend

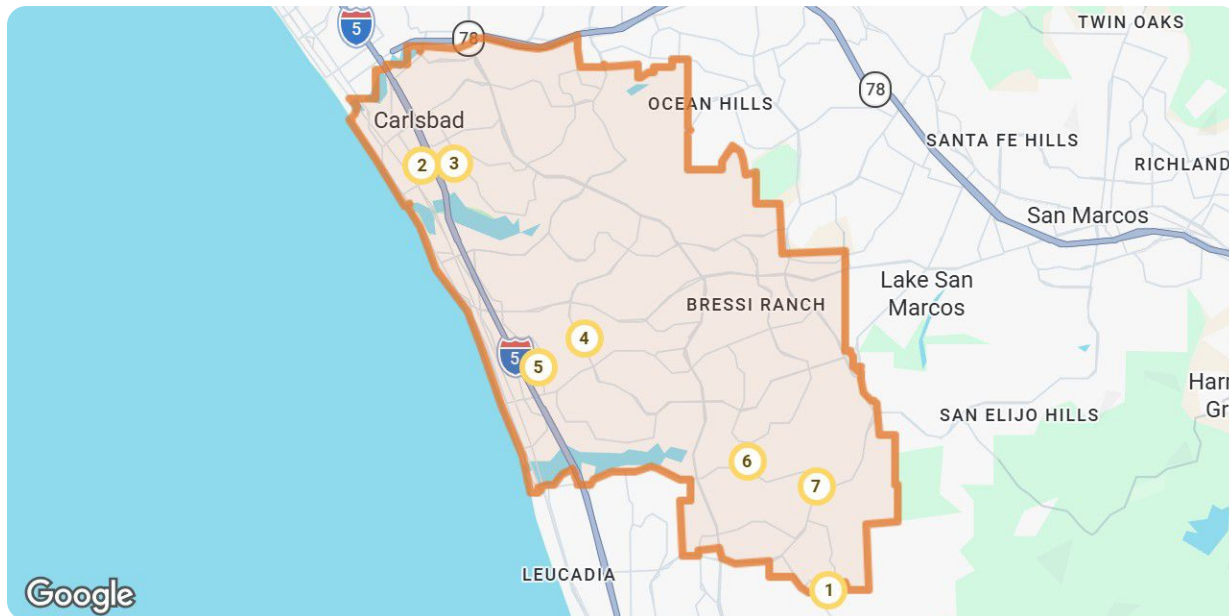
- Active For Sale
- Active For Lease

New: 10 properties		Property Type	Beds / Baths	Living Area (sq ft)	Lot Size	Year Built	List Date / Days in RPR	List Price / \$ Per Sq Ft
1	 <p>2247 Corte Cicuta Carlsbad, CA 92009 MLS ID: 260013761 ● Active / For Lease</p> <p><i>Courtesy of Shaffer Realty And Mortgage</i></p>	Single Family	4/3	2,950	6,560 sqft	1998	6/7/2026 1 day	\$7,690 mo. \$3/sq ft
2	 <p>1061 Buena Vista Way Carlsbad, CA 92008 MLS ID: NDP2605417 ● Active / For Lease</p> <p><i>Courtesy of WILLIS ALLEN REAL ESTATE</i></p>	Single Family	3/2	1,334	0.26 acres	1952	6/5/2026 3 days	\$6,900 mo. \$5/sq ft
3	 <p>3147 Jefferson St Carlsbad, CA 92008 MLS ID: NDP2605380 ● Active / For Lease</p> <p><i>Courtesy of SOUTHWEST EQUITY PARTNERS</i></p>	Condo/Townhouse/Apt.	2/1	750	6,851 sqft	1970	6/4/2026 4 days	\$2,850 mo. \$4/sq ft
4	 <p>4618 Catmint Ln Carlsbad, CA 92008 MLS ID: 219148751 ● Active / For Lease</p> <p><i>Courtesy of Berkshire Hathaway HomeServices California Properties</i></p>	Condo/Townhouse/Apt.	3/4	1,739	-	2025	6/3/2026 5 days	\$4,695 mo. \$3/sq ft
5	 <p>2640 Chestnut Ave Carlsbad, CA 92010 MLS ID: NDP2605285 ● Active / For Sale and For Lease</p> <p><i>Listing Courtesy of RISE REALTY</i></p>	Single Family	4/2	1,909	0.34 acres	1979	6/2/2026 6 days	\$1,699,000 \$890/sq ft

New: 10 properties		Property Type	Beds / Baths	Living Area (sq ft)	Lot Size	Year Built	List Date / Days in RPR	List Price / \$ Per Sq Ft
6	 <p>3463 Caminito Sierra, Unit 303 Carlsbad, CA 92009 MLS ID: PTP2604174 ● Active / For Lease</p> <p><i>Courtesy of EQUITY PACIFIC COAST</i></p>	Condo/Townhouse/Apt.	1/1	773	9.7 acres	1989	6/1/2026 7 days	\$2,650 mo. \$3/sq ft
7	 <p>7400 Altiva Pl Carlsbad, CA 92009 MLS ID: NDP2605200 ● Active / For Sale and For Lease</p> <p><i>Listing Courtesy of PABALYN PROPERTIES</i></p>	Condo/Townhouse/Apt.	2/2	900	0.83 acres	1990	5/30/2026 9 days	\$699,000 \$777/sq ft
8	 <p>7009 El Fuerte St Carlsbad, CA 92009 MLS ID: PTP2604158 ● Active / For Sale and For Lease</p> <p><i>Listing Courtesy of COLIN CAMPBELL BROKER</i></p>	Single Family	4/3	3,000	0.4 acres	1988	5/30/2026 9 days	\$2,200,000 \$733/sq ft
9	 <p>3564 Corte Rosado Carlsbad, CA 92009 MLS ID: 26839575 ● Active / For Lease</p> <p><i>Courtesy of Alexis Hall</i></p>	Single Family	5/6	4,937	0.72 acres	1997	5/27/2026 12 days	\$14,000 mo. \$3/sq ft
10	 <p>7118 El Fuerte St Carlsbad, CA 92009 MLS ID: NDP2605026 ● Active / For Lease</p> <p><i>Courtesy of LA COSTA SALES & RENTALS, INC</i></p>	Single Family	4/3	3,000	0.3 acres	1979	5/26/2026 13 days	\$7,000 mo. \$2/sq ft

Pending










Source: Listings



Legend

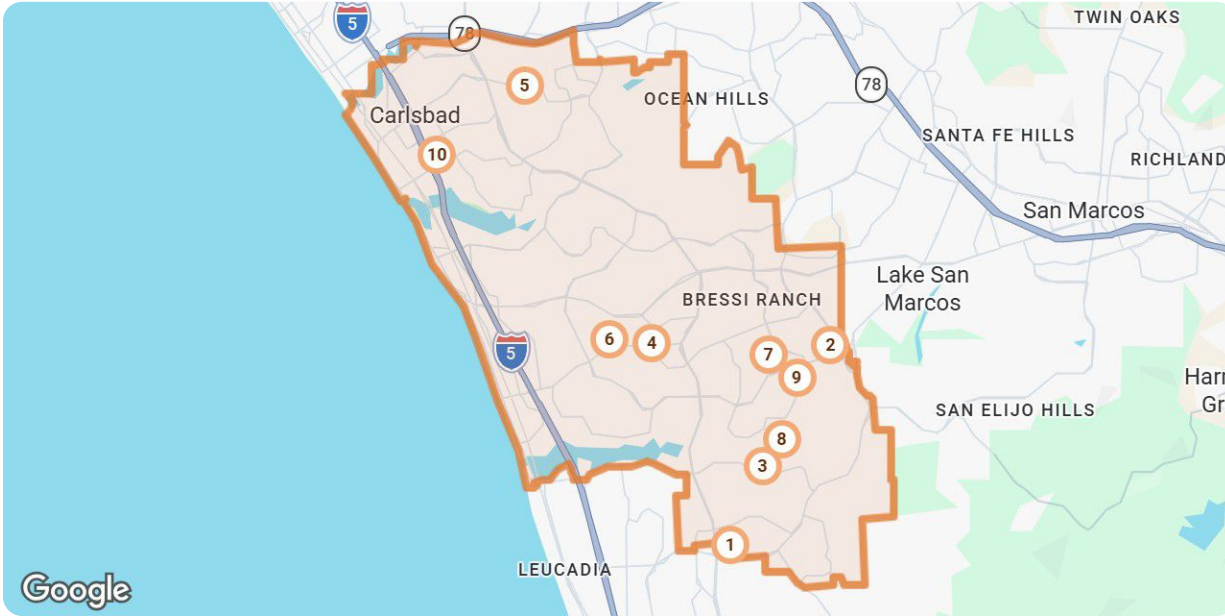
● Active For Lease



Pending: 9 properties		Property Type	Beds / Baths	Living Area (sq ft)	Lot Size / Year Built	List Date	List Price / \$ Per Sq Ft	Pending Date / Days in RPR
	2625 Pirineos Way, Unit 323 Carlsbad, CA 92009 MLS ID: NDP2603986 Pending / For Lease	Condo/Townhouse/Apt.	2/2	1,400	2.88 acres / 1976	4/25/2026	\$2,995 mo. / \$2/sq ft	5/25/2026 / 30 days
<i>Courtesy of LA COSTA SALES & RENTALS, INC</i>								
	1569 Cormorant Dr Carlsbad, CA 92011 MLS ID: NDP2604605 Pending / For Lease	Condo/Townhouse/Apt.	3/3	2,197	1.08 acres / 1994	5/12/2026	\$5,020 mo. / \$2/sq ft	5/18/2026 / 6 days
<i>Courtesy of LA COSTA SALES & RENTALS, INC</i>								
	2203 Levante St Carlsbad, CA 92009 MLS ID: NDP2603907 Pending / For Lease	Condo/Townhouse/Apt.	2/2	1,765	0.3 acres / 1987	4/23/2026	\$6,500 mo. / \$4/sq ft	5/18/2026 / 25 days
<i>Courtesy of COLDWELL BANKER REALTY</i>								
	6089 Paseo Carreta Carlsbad, CA 92009 MLS ID: NDP2604575 Pending / For Lease	Single Family	3/3	1,600	6,268 sqft / 2000	5/12/2026	\$5,000 mo. / \$3/sq ft	5/17/2026 / 5 days
<i>Courtesy of BRESSI REALTY</i>								
	3230 Piragua St Carlsbad, CA 92009 MLS ID: NDP2604036 Pending / For Lease	Single Family	5/5	4,617	1.26 acres / 1984	4/27/2026	\$9,950 mo. / \$2/sq ft	5/15/2026 / 18 days
<i>Courtesy of COLDWELL BANKER REALTY</i>								
	945 Begonia Ct Carlsbad, CA 92011 MLS ID: NDP2604280 Pending / For Lease	Single Family	4/2	1,975	0.31 acres / 1978	5/4/2026	\$5,500 mo. / \$3/sq ft	5/8/2026 / 4 days
<i>Courtesy of LA COSTA SALES & RENTALS, INC</i>								
	2901 Via Carrio Carlsbad, CA 92010 MLS ID: NDP2604007 Pending / For Lease	Condo/Townhouse/Apt.	4/3	1,716	2,718 sqft / 1978	4/26/2026	\$4,200 mo. / \$2/sq ft	5/4/2026 / 8 days
<i>Courtesy of TOP AGENT</i>								
	2572 Chamomile Ln Carlsbad, CA 92008 MLS ID: 260003049 Pending / For Lease	Condo/Townhouse/Apt.	3/4	1,739	- / 2025	2/6/2026	\$4,999 mo. / \$3/sq ft	4/27/2026 / 80 days
<i>Courtesy of Montenegro Group Real Estate</i>								
	3890 Margaret Way Carlsbad, CA 92008 MLS ID: NDP2602805 Pending / For Lease	Single Family	1/1	680	2,299 sqft / 2005	3/25/2026	\$2,795 mo. / \$4/sq ft	4/1/2026 / 7 days
<i>Courtesy of ANASTASIA SCHMOLL, BROKER</i>								

Closed

Source: Public Records and Listings



Legend
● Closed

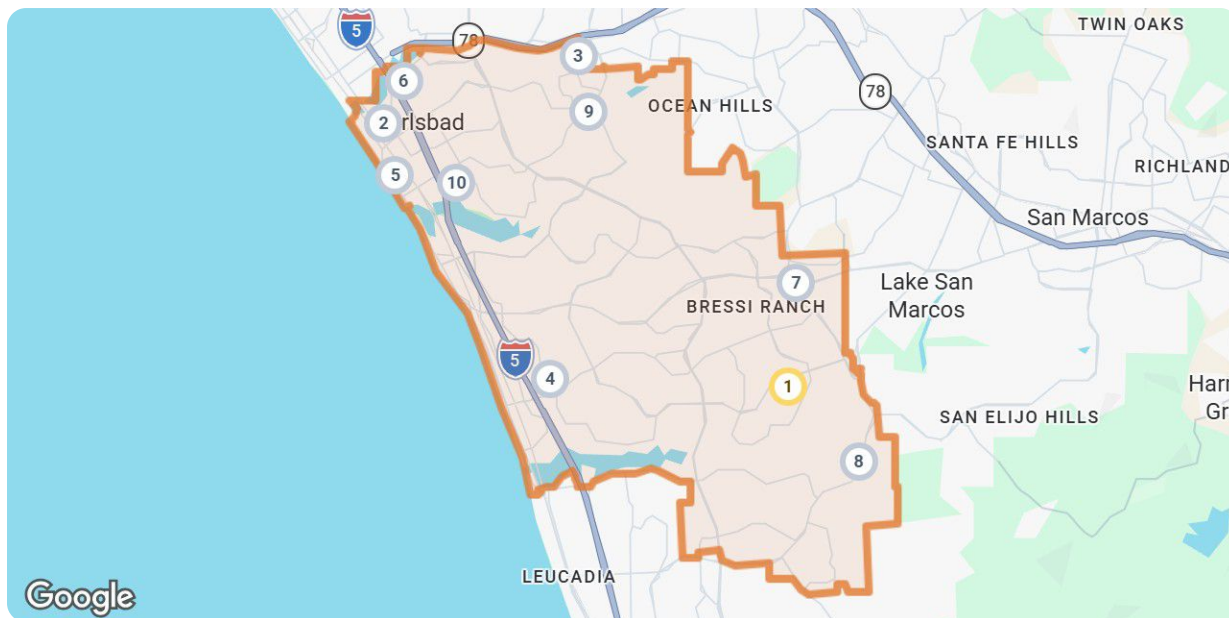
Closed: 10 properties		Property Type	Beds / Baths	Living Area (sq ft)	Lot Size / Year Built	Closed Date / Days in RPR	Closed Price / \$ Per Sq Ft	List to Sold Price %
1	 <p>6113 Paseo Granito Carlsbad, CA 92009 MLS ID: NDP2604533 ■ Closed / For Lease Courtesy of COLDWELL BANKER REALTY</p>	Condo/Townhouse/Apt.	3/2	1,044	5.14 acres / 2002	6/6/2026 / 23 days	- / \$4/sq ft	-
2	 <p>2005 Costa Del Mar Rd, Unit 62 Carlsbad, CA 92009 MLS ID: NDP2600293 ■ Closed / For Lease Courtesy of LA COSTA SALES & RENTALS, INC</p>	Condo/Townhouse/Apt.	1/1	791	792 sqft / 1970	6/4/2026 / 146 days	- / \$4/sq ft	-
3	 <p>7794 Calle Mejr Carlsbad, CA 92009 MLS ID: 260011806 ■ Closed / For Lease Courtesy of Aare</p>	Single Family	4/3	2,217	3,903 sqft / 1998	6/1/2026 / 5 days	- / \$3/sq ft	-
4	 <p>4512 Salisbury Dr Carlsbad, CA 92010 MLS ID: NDP2604312 ■ Closed / For Lease Courtesy of HOMESMART REALTY WEST</p>	Single Family	4/3	1,960	7,601 sqft / 1986	6/1/2026 / 27 days	- / \$3/sq ft	-
5	 <p>6801 El Fuerte St, #3 Carlsbad, CA 92009 MLS ID: NDP2604777 ■ Closed / For Lease Courtesy of COMPASS</p>	Single Family	3/3	2,811	9,622 sqft / 1986	5/31/2026 / 13 days	- / \$2/sq ft	-



Closed: 10 properties		Property Type	Beds / Baths	Living Area (sq ft)	Lot Size / Year Built	Closed Date / Days in RPR	Closed Price / \$ Per Sq Ft	List to Sold Price %
	 <p>7625 Circulo Sequoia Carlsbad, CA 92009 MLS ID: NDP2605085 ■ Closed / For Lease</p> <p><i>Courtesy of BERKSHIRE HATHAWAY HOMESERVICE</i></p>	Single Family	5/5	4,398	0.27 acres 2005	5/29/2026 2 days	- \$2/sq ft	-
	 <p>5250 Coleridge Ct Carlsbad, CA 92008 MLS ID: NDP2604281 ■ Closed / For Lease</p> <p><i>Courtesy of CHERYL COLLINS HOMES</i></p>	Single Family	4/4	3,737	8,285 sqft 2004	5/29/2026 8 days	- \$2/sq ft	-
	 <p>1644 Cormorant Dr Carlsbad, CA 92011 MLS ID: NDP2604896 ■ Closed / For Lease</p> <p><i>Courtesy of SIGNATURE PROPERTIES</i></p>	Condo/Townhouse/Apt.	3/3	1,925	4,499 sqft 1995	5/29/2026 8 days	- \$3/sq ft	-
	 <p>2470 Calendula Ln Carlsbad, CA 92008 MLS ID: SB26102831 ■ Closed / For Lease</p> <p><i>Courtesy of JIM POST REAL ESTATE BROKER</i></p>	Condo/Townhouse/Apt.	3/4	1,724	3.09 acres 2024	5/25/2026 14 days	- \$4/sq ft	-
	 <p>6418 Live Oaks Dr Carlsbad, CA 92009 MLS ID: NDP2604897 ■ Closed / For Lease</p> <p><i>Courtesy of SIGNATURE PROPERTIES</i></p>	Single Family	4/3	2,607	5,371 sqft 2005	5/23/2026 2 days	- \$2/sq ft	-











Distressed

Source: Public Records and Listings



Legend

● Off Market, Hold, Withdrawn, Expired, or Canceled

Distressed: 10 properties		Property Type	Beds / Baths	Living Area (sq ft)	Lot Size / Year Built	List Date / Days in RPR	List Price / \$ Per Sq Ft	Distressed Date / Type
1	 <p>2448 Lapis Rd Carlsbad, CA 92009 Off Market / Public Record</p>	Single Family	4/5	4,193	0.34 acres 2006	- - days	- \$681/sq ft	5/1/2026 Notice of Default
2	 <p>1546 Oak Ave Carlsbad, CA 92008 Off Market / Public Record</p>	Single Family	5/5	4,867	0.32 acres 2004	- - days	- \$673/sq ft	5/20/2026 Notice of Default
3	 <p>175 Maple Ave, Unit 4 Carlsbad, CA 92008 Off Market / Public Record</p>	Condo/Townhouse/Apt.	2/3	1,370	0.37 acres 2000	- - days	- \$1,355/sq ft	3/19/2026 Notice of Default
4	 <p>1228 Lanai Ct, #30 Carlsbad, CA 92008 Off Market / Public Record</p>	Single Family	5/6	3,782	0.31 acres 2016	- - days	- \$703/sq ft	3/18/2026 Notice of Default
5	 <p>6076 Paseo Salinero Carlsbad, CA 92009 Off Market / Public Record</p>	Condo/Townhouse/Apt.	3/2	1,140	2.18 acres 2002	- - days	- \$649/sq ft	3/25/2026 Notice of Rescission
6	 <p>7404 Carlina St Carlsbad, CA 92009 Off Market / Public Record</p>	Single Family	3/2	1,833	0.33 acres 1978	- - days	- \$888/sq ft	4/8/2026 Notice of Default
7	 <p>4720 Birchwood Cir Carlsbad, CA 92008 Off Market / Public Record</p>	Single Family	2/2	1,566	2,724 sqft 1977	- - days	- \$596/sq ft	4/7/2026 Notice of Default
8	 <p>2980 Ridgefield Ave Carlsbad, CA 92010 Off Market / Public Record</p>	Single Family	2/3	1,435	3,162 sqft 1984	- - days	- \$672/sq ft	5/21/2026 Notice of Foreclosure Sale
9	 <p>4208 Park Dr Carlsbad, CA 92008 Off Market / Public Record</p>	Single Family	4/4	2,518	7,600 sqft 1971	- - days	- \$728/sq ft	4/13/2026 Notice of Foreclosure Sale
10	 <p>1135 Harborview Ln Carlsbad, CA 92008 Off Market / Public Record</p>	Single Family	3/2	2,014	8,500 sqft 1964	- - days	- \$865/sq ft	3/27/2026 Notice of Default

About RPR

- RPR® is the nation's largest property database, exclusively for REALTORS®. It empowers REALTORS® to help buyers and sellers make informed decisions, backed by a real estate database covering more than 160 million residential and commercial properties in the United States.
- RPR is a wholly owned subsidiary of the National Association of REALTORS® and a member benefit to REALTORS®.
- RPR's data sources range from MLSs and county-level tax and assessment offices, to the U.S. Census and FEMA, to specialty data set providers such as Esri (consumer data), Niche (school information) and Precisely (geographic boundaries).

Learn More

For more information about RPR, please visit RPR's public website: <https://blog.narrpr.com>

