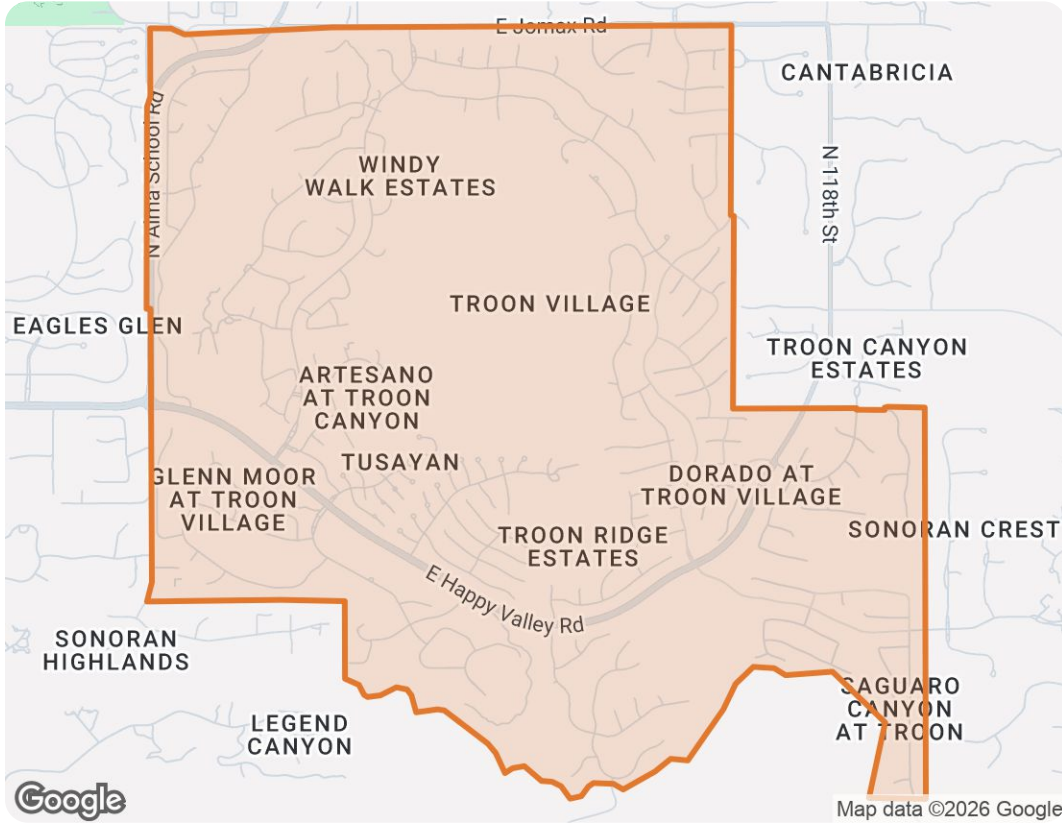


Troon Village in Scottsdale, AZ



<https://www.LiveBetterInScottsdale.com>

eXp Realty

6991 E. Camelback Road
Scottsdale, AZ 85251

Housing

Housing Facts & Stats

	Troon Village	Scottsdale	Maricopa County	Arizona	USA
Median Estimated Home Value	\$1.56M	\$853K	\$470K	\$442K	\$366K
Est. Home Value 12-Mo. Change	+3.1%	-0.8%	-2.8%	-1.9%	+0.1%
Median List Price	\$1.77M	\$1.15M	\$520K	\$470K	-
List Price 1-Month Change	+1.3%	+4.6%	+1%	+1.1%	-
List Price 12-Month Change	-22.9%	+10.1%	0%	+1.8%	-
Median Home Age	26	35	32	32	44
Own	89%	68%	65%	67%	65%
Rent	11%	32%	35%	33%	35%
\$ Total Value (of all buildings for which permits were issued)	-	-	\$9.08B	\$14.75B	\$384.62B
% Change in permits (for all buildings)	-	-	+18%	+20%	+6%
% Change in \$ value (for all buildings)	-	-	+4%	+9%	+5%


Troon Village in Scottsdale, AZ

Market Trends for Troon Village in Scottsdale, AZ

Single Family + Condo/Townhouse/Apt.

February 2026

Market Type



Key Details

Months of Inventory	Sold to List Price %	Median Days in RPR	Median Sold Price
7	96.7%	35	\$1,907,500
↑ 1.74% MoM	↑ 0.17% MoM	↓ 32.69% MoM	↑ 16.99% MoM

February 2026 Median Estimated Property Value

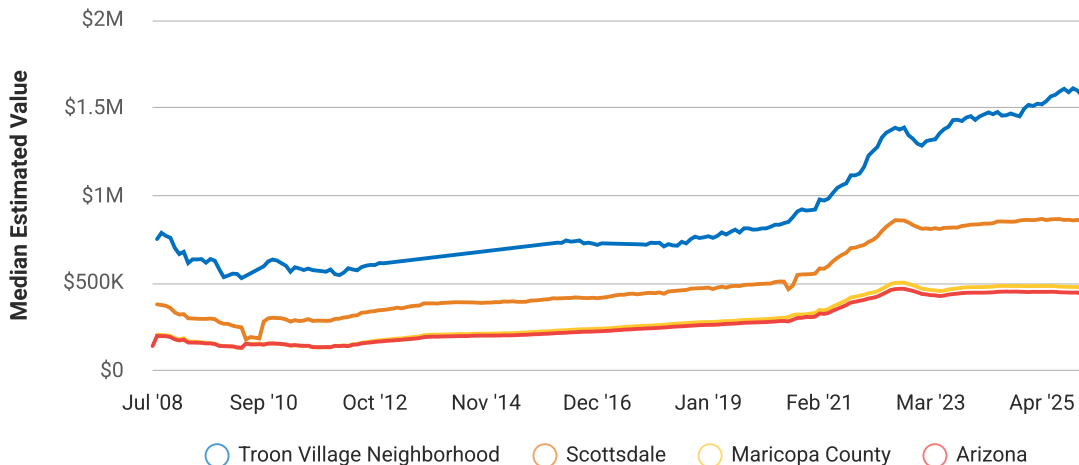
Single Family + Condo/Townhouse/Apt.

This graphic displays property estimates for a market area and a subject property, where one has been selected. Estimated property values are generated by a valuation model and are not formal appraisals.

Source: Public records, and MLS sources where licensed

Update Frequency: Monthly

Median Estimated Value \$1,557,880	Last Month Change -0.8%	12 Month Change +3.1%
---	--	--



Troon Village in Scottsdale, AZ

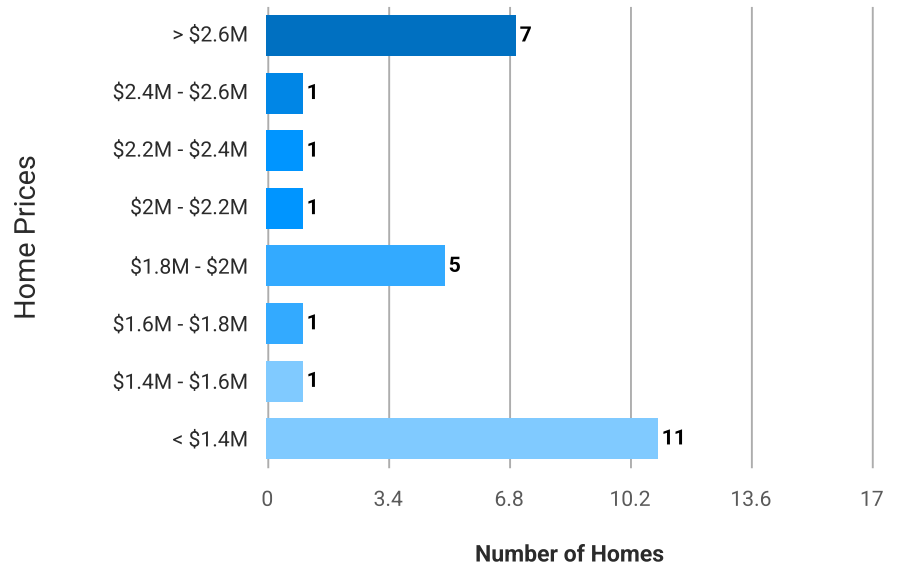
Sold Home Stats

Price Range of Comps Sold

This chart shows the distribution of homes reported sold in the past three months within different price ranges in the area of your search. The amount shown for the subject property is sold data where available, or the property's estimated value when sales data is unavailable (such as a non-disclosure state) or provided in range format.

Source: Public records data

Update Frequency: Daily

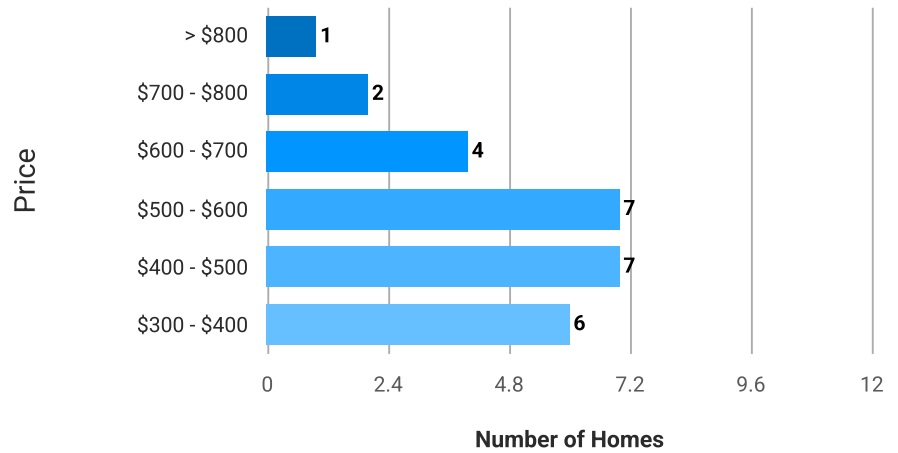


Price per Square Foot of Comps Sold

This chart shows the distribution of homes reported sold in the past three months at different prices per square foot.

Source: Public records data

Update Frequency: Daily

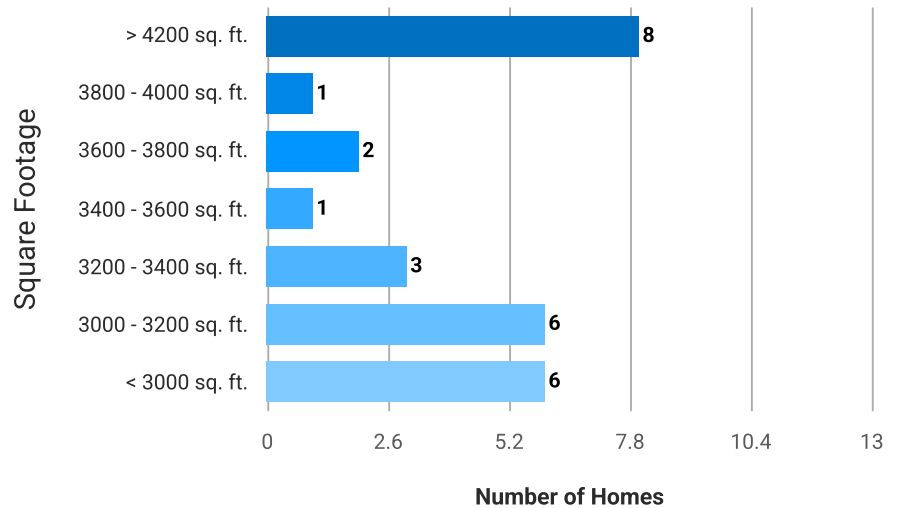


Size of Homes Sold

This chart shows the distribution of homes reported sold in the past three months of different sizes in the area of your search.

Source: Public records data

Update Frequency: Daily



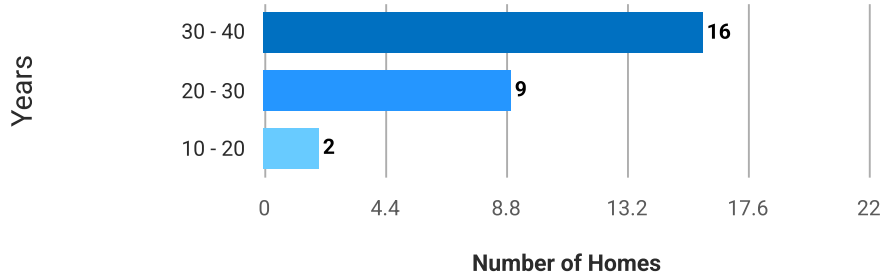
Troon Village in Scottsdale, AZ

Age Range of Comps Sold

This chart shows the distribution of homes reported sold in the past three months of different age ranges in the area of your search.

Source: Public records data

Update Frequency: Daily

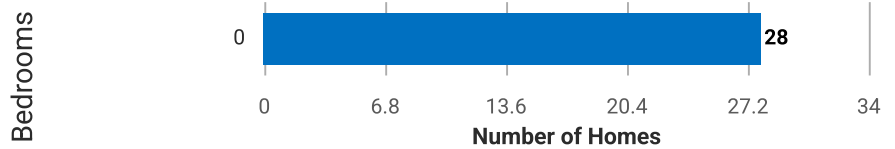


Number of Bedrooms in Homes Sold

This chart shows the distribution of homes reported sold in the past three months, compared by the number of bedrooms, in the area of your search.

Source: Public records data

Update Frequency: Daily



People

People Facts & Stats

	Troon Village	Scottsdale	Maricopa County	Arizona	USA
Population	2K	242K	4.49M	7.27M	332.39M
Population Density per Sq Mi	804	1.32K	488	64	94
Pop Change since 2020	+0.3%	+3.4%	+5.7%	+5.1%	+2.1%
Median Age	69	49	38	39	39
Male / Female Ratio	46%	48%	50%	50%	50%

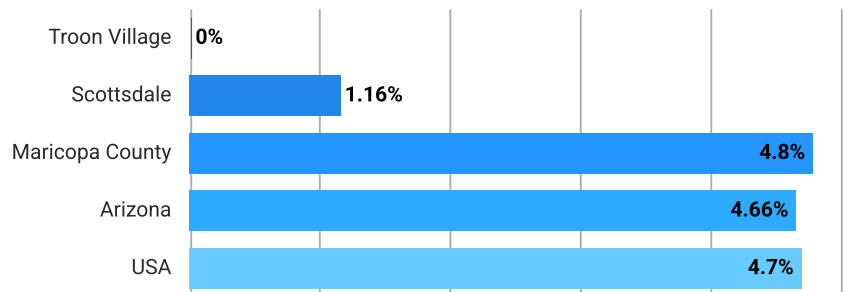
Education Levels of Population

Source: U.S. Census American Community Survey via Esri, 2024

Update Frequency: Annually

Less than 9th Grade

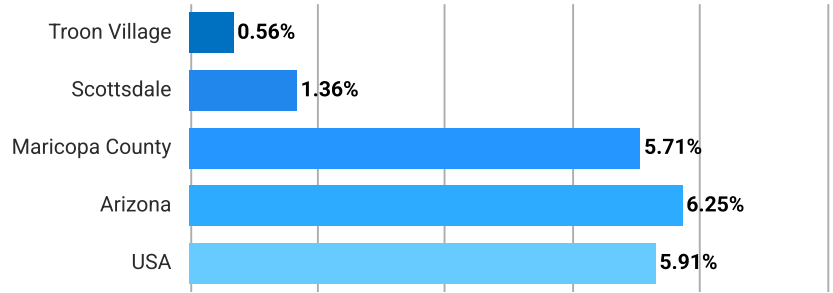
This chart shows the percentage of people in an area who have less than a ninth grade education, compared with other geographies.



Troon Village in Scottsdale, AZ

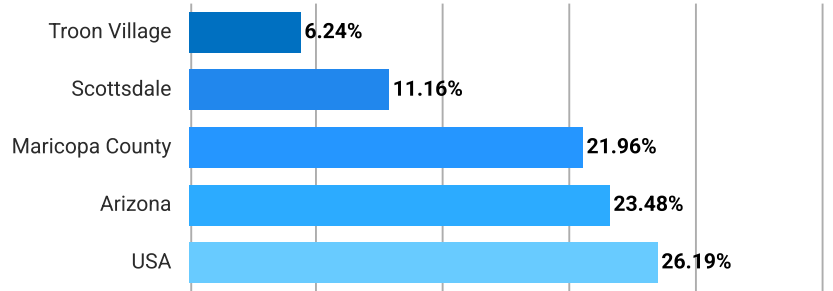
Some High School

This chart shows the percentage of people in an area whose highest educational achievement is some high school, without graduating or passing a high school GED test, compared with other geographies.




High School Graduate

This chart shows the percentage of people in an area whose highest educational achievement is high school, compared with other geographies.



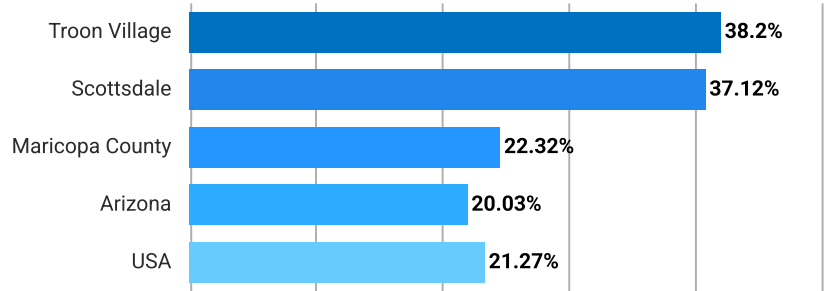
Associate Degree

This chart shows the percentage of people in an area whose highest educational achievement is an associate degree, compared with other geographies.



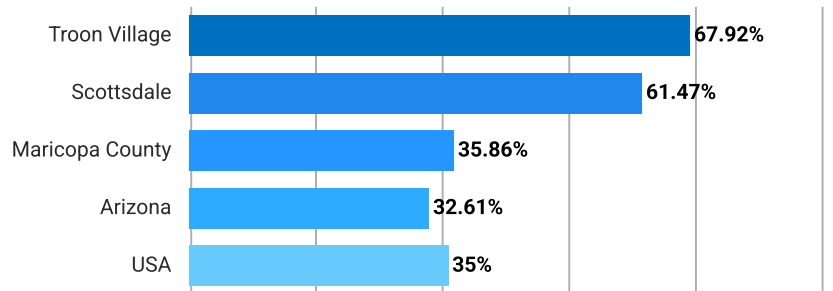
Bachelor's Degree

This chart shows the percentage of people in an area whose highest educational achievement is a bachelor's degree, compared with other geographies.



Some College

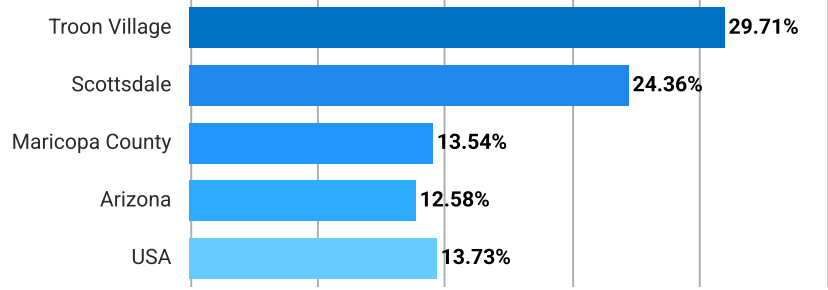
This chart shows the percentage of people in an area whose highest educational achievement is some college, without receiving a degree, compared with other geographies.



Troon Village in Scottsdale, AZ

Grad/Professional Degree

This chart shows the percentage of people in an area whose highest educational achievement is a graduate or professional degree, compared with other geographies.

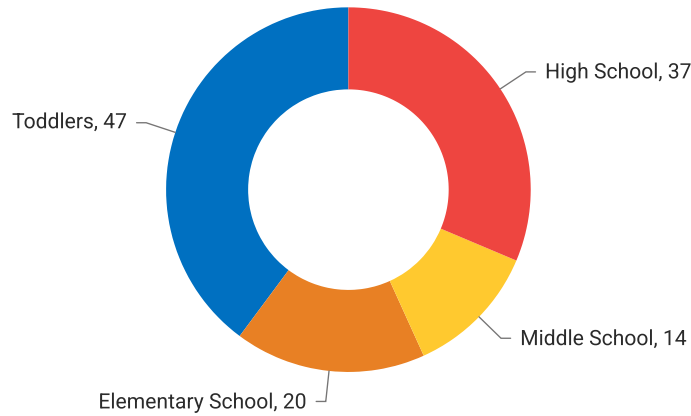


Population of Children by Age Group in Troon Village

This chart shows the distribution of the population of children by age range – from birth to 17 – in the area of your search.

Source: U.S. Census

Update Frequency: Annually



● 39.83% Toddlers ● 16.95% Elementary School ● 11.86% Middle School ● 31.36% High School




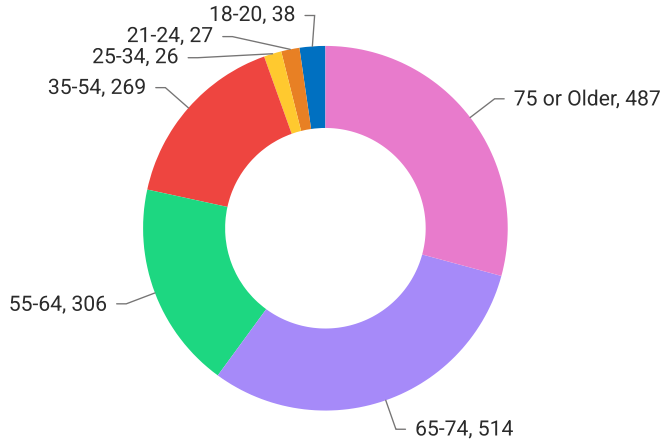
Troon Village in Scottsdale, AZ

Population of Adults by Age Group in Troon Village

This chart shows the distribution of the population of adults by age range – from 18 to 75-plus – in the area of your search.

Source: U.S. Census

Update Frequency: Annually



Households With Children in Troon Village

This chart shows the distribution of households with children, categorized by marital status, in the area of your search.

Source: U.S. Census

Update Frequency: Annually

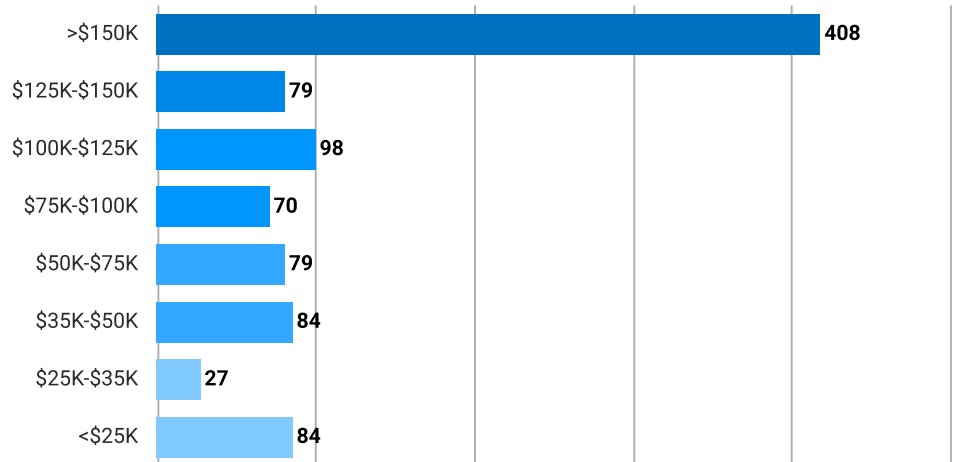


Household Income Brackets in Troon Village

This chart shows annual household income levels within an area.

Source: U.S. Census

Update Frequency: Annually



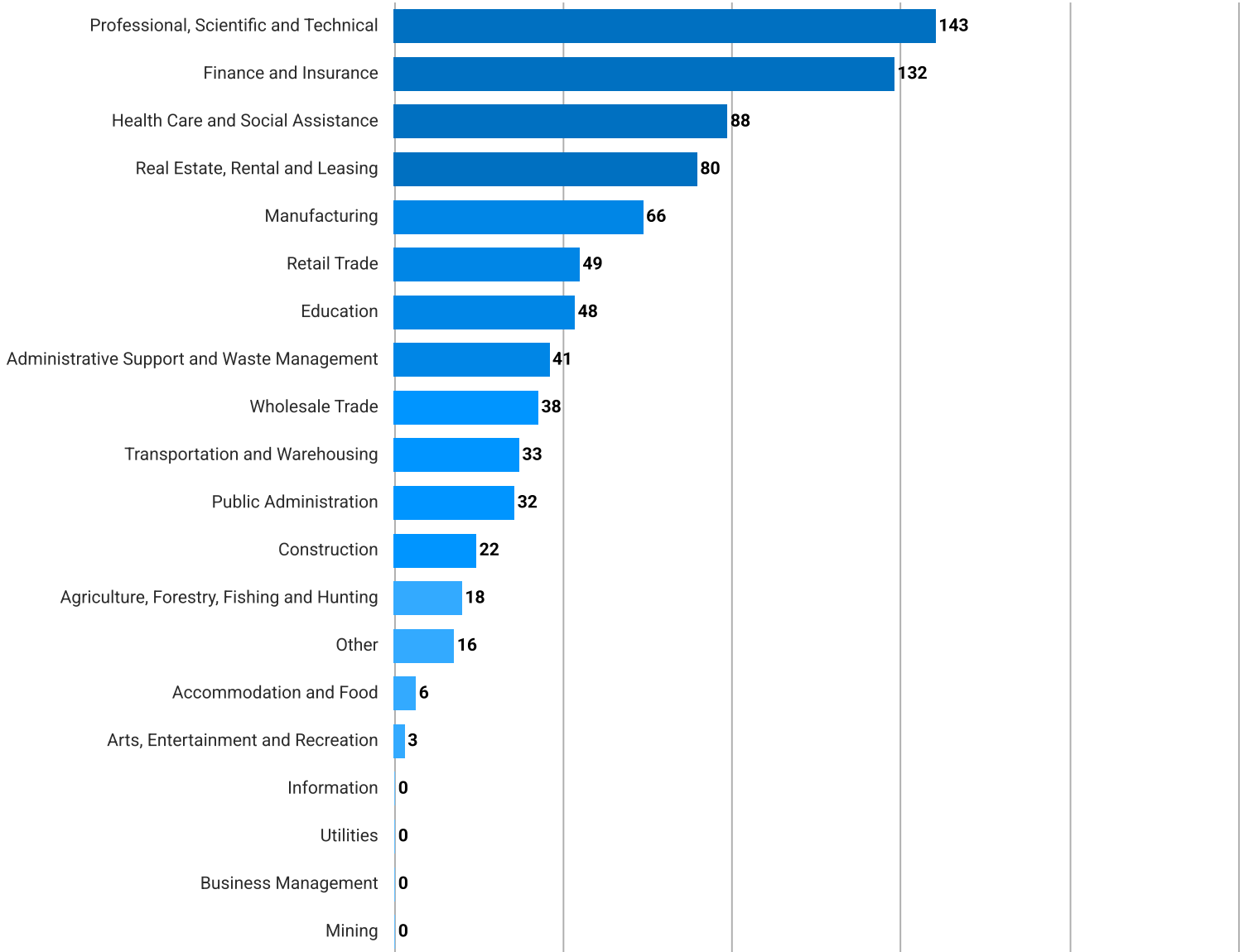
Troon Village in Scottsdale, AZ

Occupational Categories in Troon Village

This chart shows categories of employment within an area.

Source: U.S. Census

Update Frequency: Annually

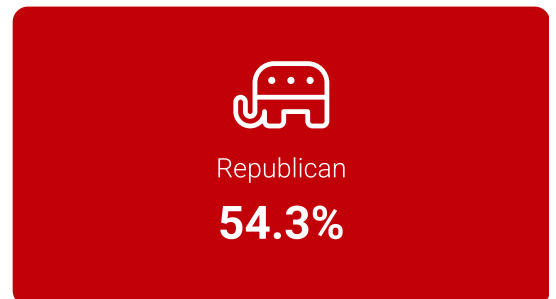
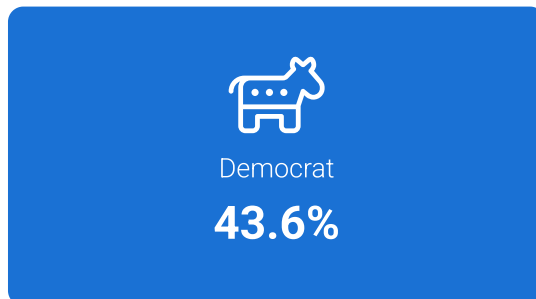


Presidential Voting Pattern in Troon Village

This chart shows how residents of a county voted in the 2020 presidential election.

Source: USElectionAtlas.org

Update Frequency: Quadrennially



Troon Village in Scottsdale, AZ

Economy

Economic Facts & Stats

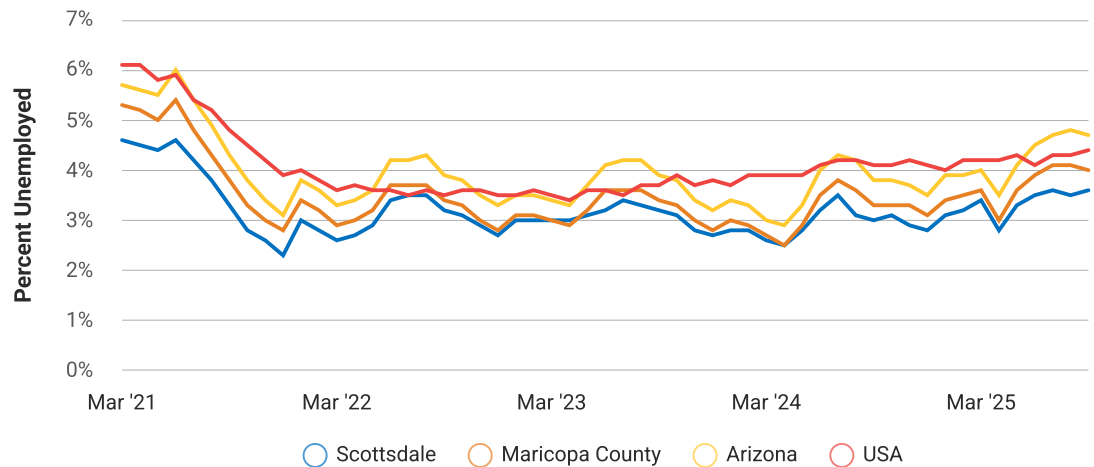
	Troon Village	Scottsdale	Maricopa County	Arizona	USA
Income Per Capita	\$95,813	\$82,697	\$44,210	\$40,736	\$43,289
Median Household Income	\$146,125	\$107,372	\$85,518	\$76,872	\$78,538
Unemployment Rate	–	3.6%	4%	4.7%	4.4%
Number Unemployed	–	5K	104K	181K	7.61M
Number Employed	–	139K	2.47M	3.7M	163.66M
Number in Labor Force	–	144K	2.57M	3.88M	171.26M

Unemployment Rate

This chart shows the unemployment trend in the area of your search. The unemployment rate is an important driver behind the housing market.

Source: Bureau of Labor Statistics

Update Frequency: Monthly



Quality of Life

Quality of Life Facts & Stats

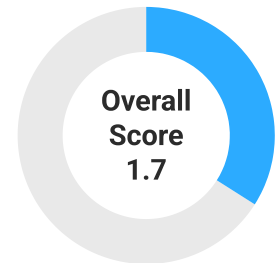
	Tron Village	Scottsdale	Maricopa County	Arizona	USA
Elevation (in feet)	2,442	2,116	1,634	4,214	–
Annual Rainfall (in inches)	16	13.15	10.08	13.11	–
Annual Snowfall (in inches)	1.55	0.93	0.76	13.11	–
Days of Full Sun (per year)	180	180	180	172	–
Travel Time to Work (in minutes)	–	22	26	25	27
Water Quality (Health Violations)	–	–	–	–	–
Water Quality (Monitoring and Report Violations)	–	–	11	–	–
Superfund Sites	–	1	12	22	2,466
Brownfield Sites	No	No	Yes	Yes	No

Walkability Scores (out of 5) (out of 5)

This neighborhood or ZIP code is rated for walking access to general points of interest, reflected in the overall score, plus amenities (such as retail stores) and leisure (such as restaurants and parks). Other factors considered in the scores are street types, weather, public transportation and population density.

Source: Precisely

Update Frequency: Quarterly



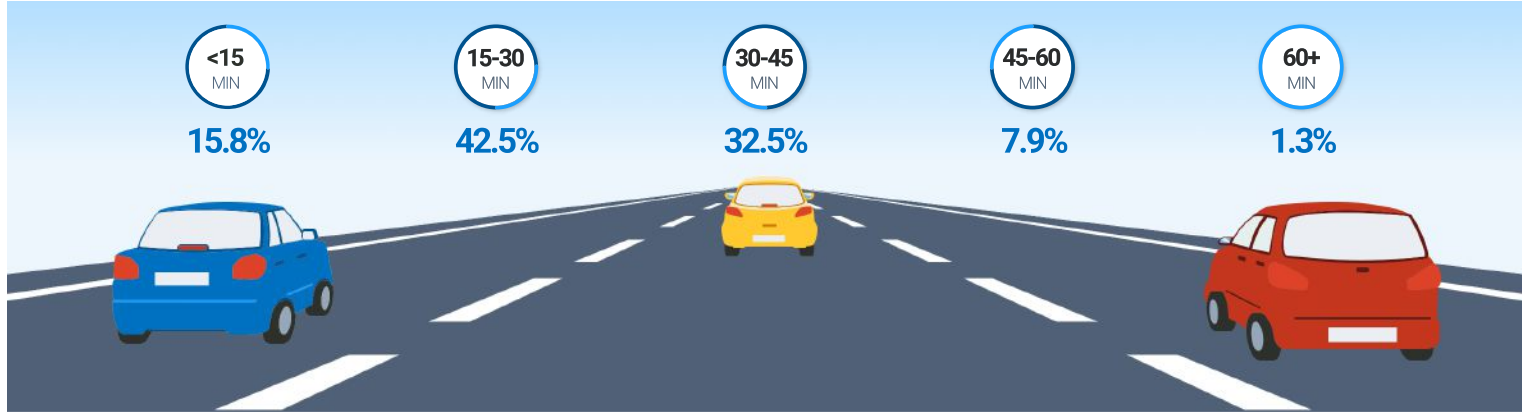
Troon Village in Scottsdale, AZ

Average Commute Time

This chart shows average commute times to work, in minutes, by percentage of an area's population.

Source: U.S. Census

Update Frequency: Annually

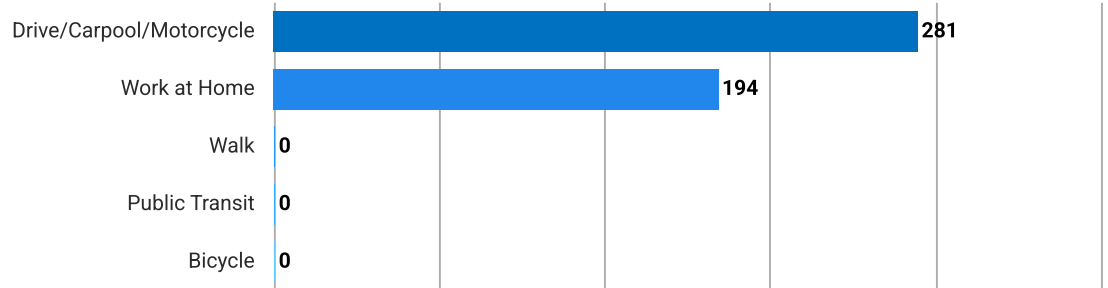


How People Get to Work

This chart shows the types of transportation that residents of the area you searched use for their commute.

Source: U.S. Census

Update Frequency: Annually



Nearby Neighborhoods

Micro Neighborhoods near Troon Village in Scottsdale, AZ

<p>Quail Ridge in Scottsdale, AZ</p> <p>Median Estimate Home Value: \$1,746,910</p> <p>Number of Homes: 102</p> <p>Total Population: 1,785</p>	<p>Whispering Ridge at Troon Village in Scottsdale, AZ</p> <p>Median Estimate Home Value: \$1,424,300</p> <p>Number of Homes: 64</p> <p>Total Population: 1,785</p>	<p>Glenn Moor at Troon Village in Scottsdale, AZ</p> <p>Median Estimate Home Value: \$3,076,830</p> <p>Number of Homes: 135</p> <p>Total Population: 730</p>
<p>Tusayan in Scottsdale, AZ</p> <p>Median Estimate Home Value: \$1,398,720</p> <p>Number of Homes: 77</p> <p>Total Population: 1,785</p>	<p>Sonoran Highlands in Scottsdale, AZ</p> <p>Median Estimate Home Value: \$2,230,950</p> <p>Number of Homes: 67</p> <p>Total Population: 730</p>	<p>Artesano at Troon Canyon in Scottsdale, AZ</p> <p>Median Estimate Home Value: \$3,915,540</p> <p>Number of Homes: 42</p> <p>Total Population: 1,785</p>

Troon Village in Scottsdale, AZ

About RPR








- RPR® is the nation's largest property database, exclusively for REALTORS®. It empowers REALTORS® to help buyers and sellers make informed decisions, backed by a real estate database covering more than 160 million residential and commercial properties in the United States.
- RPR is a wholly owned subsidiary of the National Association of REALTORS® and a member benefit to REALTORS®.
- RPR's data sources range from MLSs and county-level tax and assessment offices, to the U.S. Census and FEMA, to specialty data set providers such as Esri (consumer data), Niche (school information) and Precisely (geographic boundaries).

Learn More

For more information about RPR, please visit RPR's public website: <https://blog.narrpr.com>



Affiliated Services

<p>IntroLend First Cloud</p>  <p>http://exprealty.workplace.com/groups/1...</p>	<p>Silverline Title and Escrow</p>  <p>http://exprealty.workplace.com/groups/S...</p>	<p>America's Preferred Home Warranty</p>  <p>http://exprealty.workplace.com/groups/A...</p>
<p>Express Offers</p>  <p>http://exprealty.workplace.com/groups/E...</p>	<p>Currencies Direct</p>  <p>http://exprealty.workplace.com/groups/C...</p>	<p>eXp 360 Tours</p>  <p>http://exprealty.workplace.com/groups/e...</p>
<p>The CE Shop</p>  <p>http://exprealty.workplace.com/groups/T...</p>		

NOTE: This communication is provided to you for informational purposes only and should not be relied upon by you. The real estate firm identified in this report is not a mortgage lender. You should contact the identified mortgage company directly to learn more about its mortgage products and your eligibility for such products.

