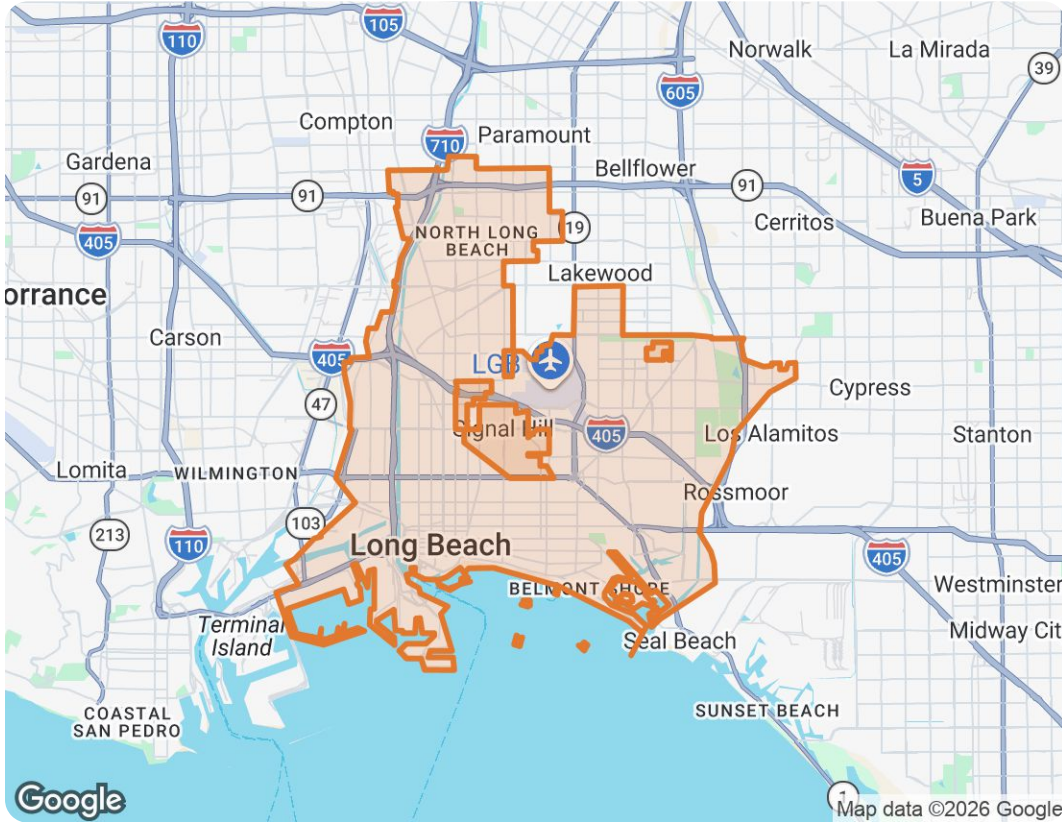


## Long Beach, California



*The biggest buyer rebates and lowest selling fees in real estate – without sacrificing full-service support, 7 days a week.*

ShopProp Licensed CA, WA, HI, AZ, MI, TX, VA, CO

📞 Office (888) 821-0556

✉️ team@shopprop.com

🌐 www.shopprop.com



ShopProp Inc.



# Market Trends

## Market Trends for Long Beach, California

Single Family + Condo/Townhouse/Apt.

**May 2026**

**Market Type**

**Seller's  
Market**

Balanced  
Market

Buyer's  
Market

**Key Details**

<p>Months of Inventory</p> <p><b>2.82</b></p> <p>↓ 1.05% MoM</p>	<p>Sold to List Price %</p> <p><b>100.2%</b></p> <p>↑ 0.67% MoM</p>	<p>Median Days in RPR</p> <p><b>13</b></p> <p>↓ 23.53% MoM</p>	<p>Median Sold Price</p> <p><b>\$782,500</b></p> <p>↓ 7.94% MoM</p>
--	---	--	---

## May 2026 Median Estimated Property Value

Single Family + Condo/Townhouse/Apt.

This graphic displays property estimates for a market area and a subject property, where one has been selected. Estimated property values are generated by a valuation model and are not formal appraisals.

Source: Public records, and MLS sources where licensed

Update Frequency: Monthly

**Median Estimated Value**

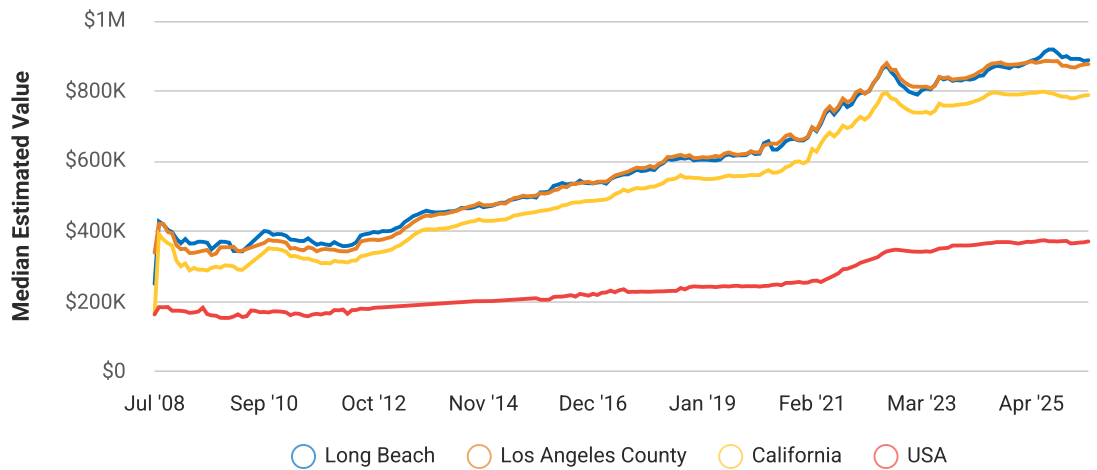
**\$888,000**

**Last Month Change**

**+0.2%**

**12 Month Change**

**-0.2%**



# Long Beach, California

## May 2026 Active Listings

### Long Beach, California

Single Family + Condo/Townhouse/Apt.

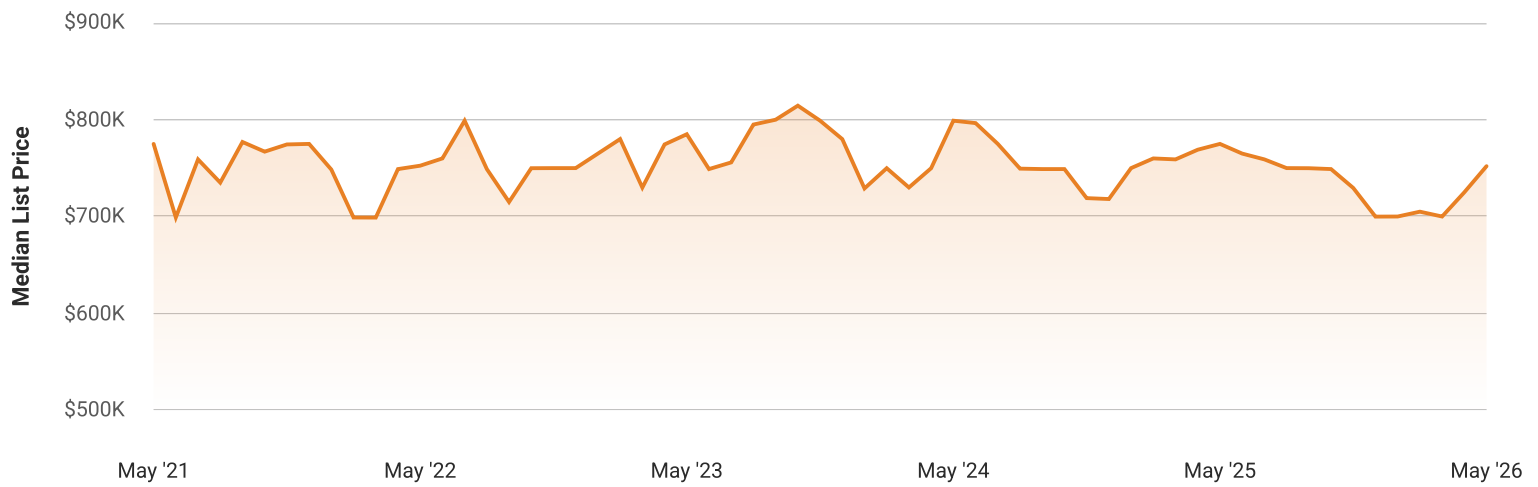
This graphic summarizes key statistics for properties that were in an active status on the last day of each month. RPR uses list date and a derived pending date to determine if the listing was active on the last day of the month. An end-of-month snapshot of active listings helps to understand inventory levels, price points and duration on the market.

Source: Listing sources

Update Frequency: Monthly

**Median List Price - \$752,000**

↑ 3.7% Month over Month



# Long Beach, California

## May 2026 Sold Listings

### Long Beach, California

Single Family + Condo/Townhouse/Apt.

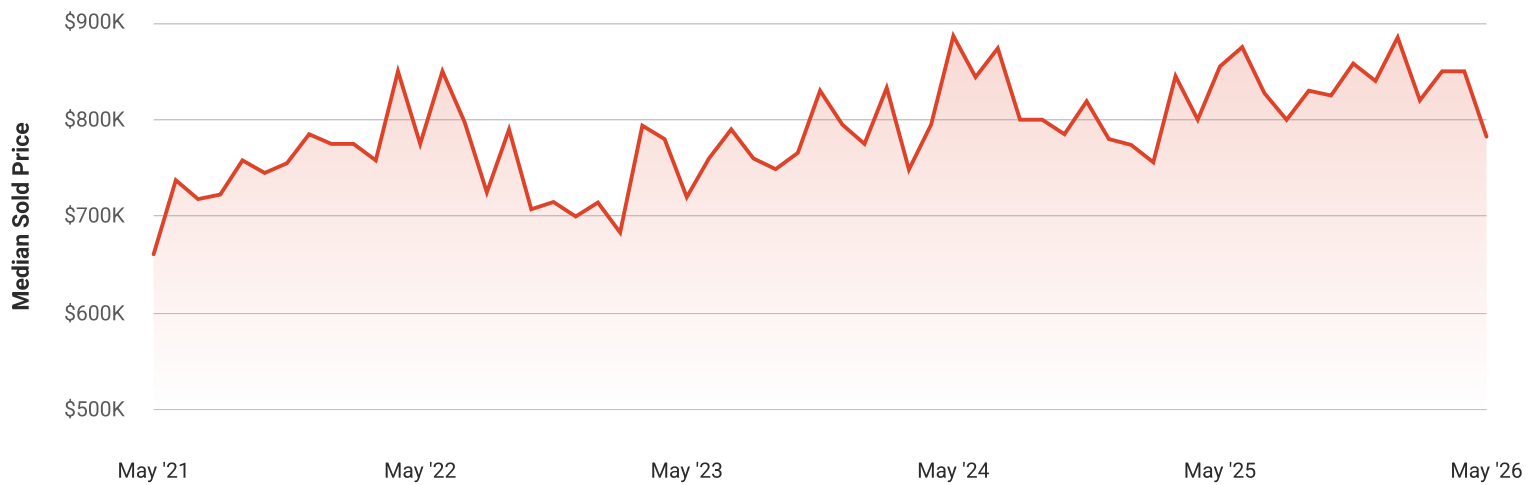
This graphic summarizes key statistics for properties that sold each month. RPR uses a derived sold date to determine when a property moved into a sold status within the given month. These statistics are important for understanding the price points on sold properties as well as the difference between the list price and sold price, which reveals whether buyers are paying over or under the asking price.

Source: Listing sources

Update Frequency: Monthly

**Median Sold Price - \$782,500**

↓ 7.9% Month over Month



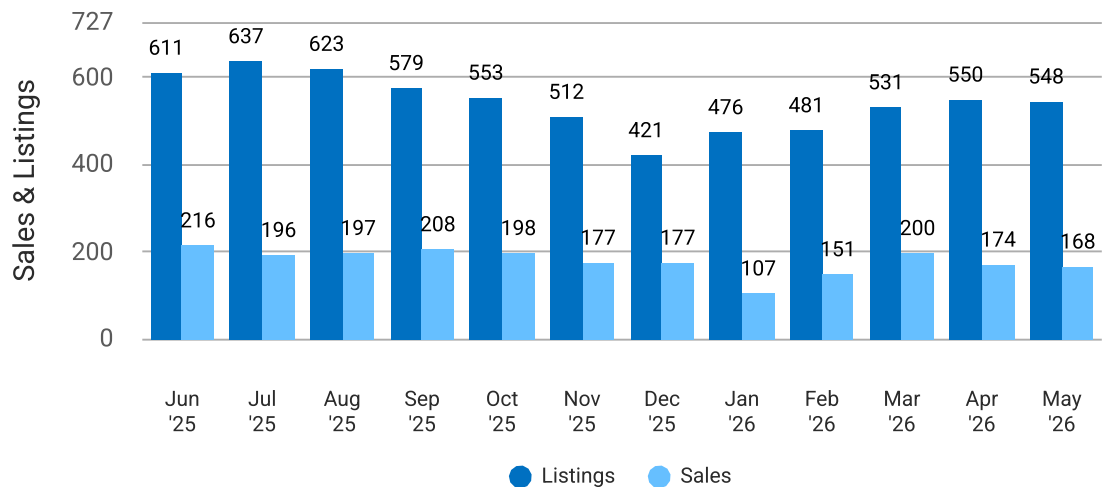
## Total Sales and Active Listings in Long Beach, California

Single Family + Condo/Townhouse/Apt.

This graph compares the number of sales with the number of active listings in the local market.

Source: MLS data where licensed

Update Frequency: Monthly



# Long Beach, California

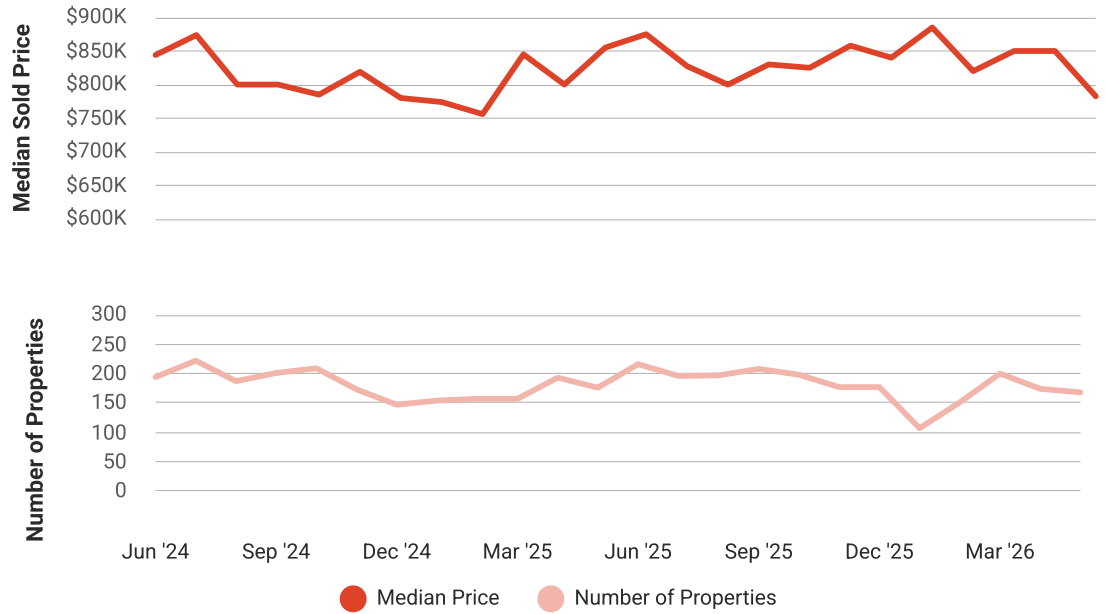
## Median Sold Price vs Sold Listings in Long Beach, California

Single Family + Condo/Townhouse/Apt.

This chart compares the trend of median sold price and number of sold listings for the given location.

Source: Listing Data

Update Frequency: Monthly



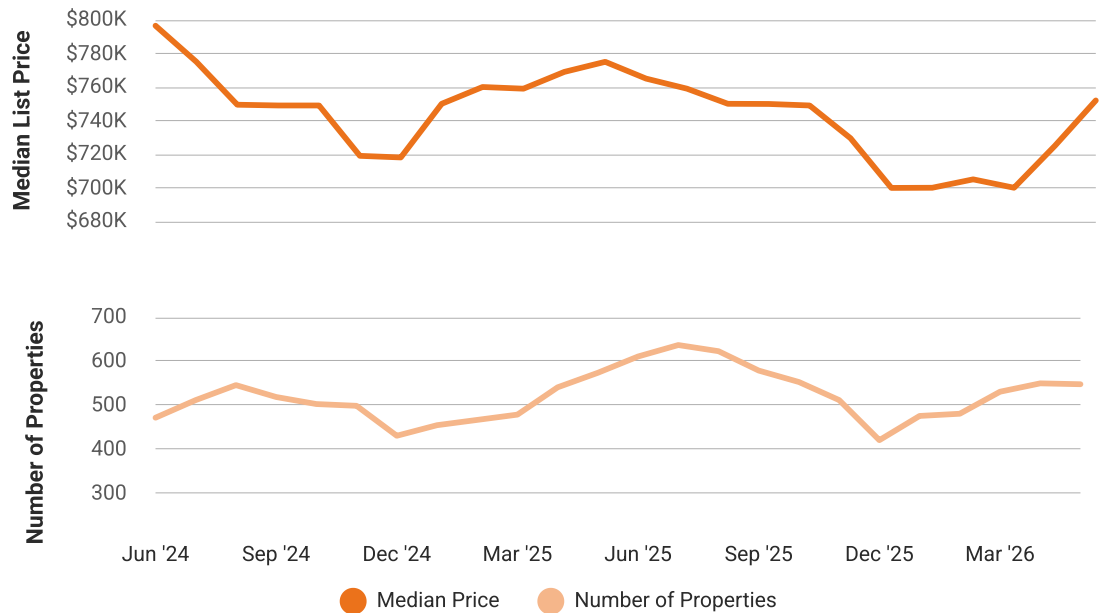
## Median List Price vs Active Listings in Long Beach, California

Single Family + Condo/Townhouse/Apt.

This chart compares the trend of median list price and number of active properties for the given location.

Source: Listing Data

Update Frequency: Monthly



# Market Snapshot

## Value and Price Changes

	Current	Last Month	Last 3 Months	Last 12 Months	Last 24 Months	Last 36 Months
<b>Median Est. Property Value</b> Last Updated: 5/31/2026	\$888,000	\$885,910 <span>+0.24%</span>	\$891,890 <span>-0.44%</span>	\$889,980 <span>-0.22%</span>	\$844,440 <span>+5.16%</span>	\$804,910 <span>+10.32%</span>
<b>Median Sold Price</b> Last Updated: 5/31/2026	\$782,500	\$850,000 <span>-7.94%</span>	\$820,000 <span>-4.57%</span>	\$855,000 <span>-8.48%</span>	\$886,500 <span>-11.73%</span>	\$720,000 <span>+8.68%</span>
<b>Median List Price</b> Last Updated: 5/31/2026	\$752,000	\$725,000 <span>+3.72%</span>	\$705,000 <span>+6.67%</span>	\$775,000 <span>-2.97%</span>	\$799,000 <span>-5.88%</span>	\$784,988 <span>-4.2%</span>

**About this Data:** Because some brokerages may choose not to include their MLS listing content within the RPR platform, the analysis contained in this report may not have been created using all the available listing data within this geographical market. Median estimated property values are generated by a valuation model and are not formal appraisals. Valuations are based on public records and MLS data where licensed. The Metrics displayed here reflect **All Residential Single Family, Condo, Townhouse and Apartment properties** data.

# Market Activity

### Market Activity Filters

Sort Order: Date

Maximum Properties Per Change Type: 10

Change Types: New Listings, Pending, Closed, Distressed

Property Types: Single Family, Condo/Townhouse/Apt

Property Features: Sale Price: Any, Lease Price: Any, Beds: Any, Baths: Any, Living Area: Any, Lot Size (acre): Any, Year Built: Any

## Summary

### For Sale Activity in the Last 3 Months



#### Legend

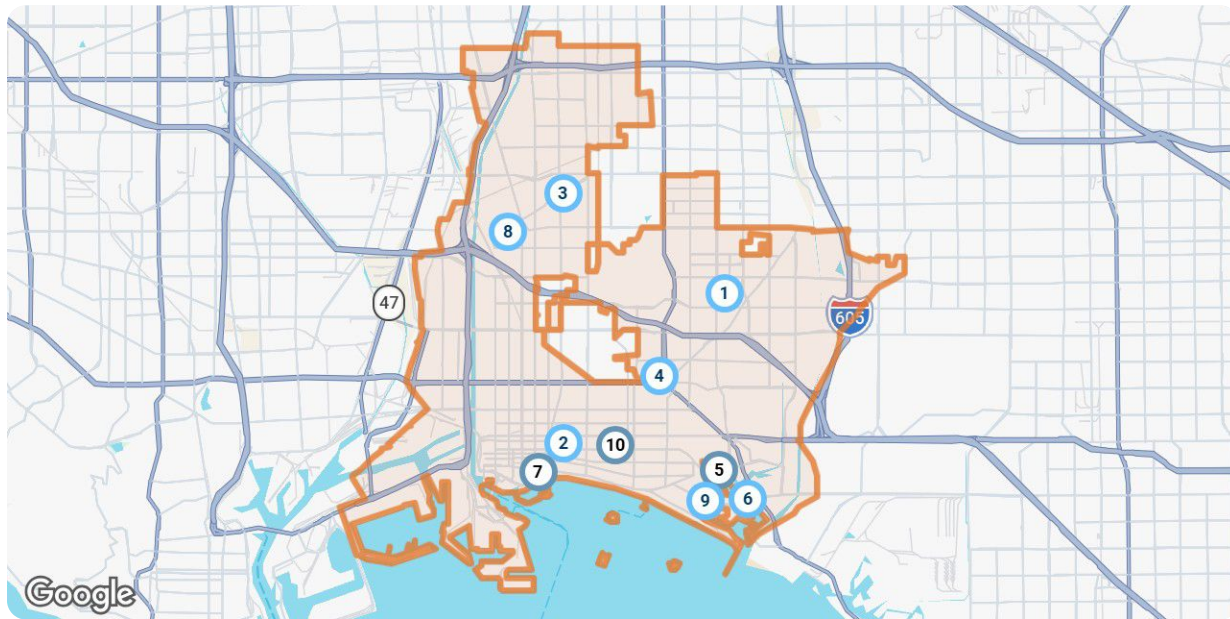
- For Sale
- For Sale Pending
- Distressed For Sale or Lease
- Distressed Pending
- Recently Closed
- Distressed

	New	Pending	Closed	Distressed
Number of Properties	10	10	10	10
Lowest Listing Price / Est.Value	\$420,000	\$499,999	\$218,000	\$335,000
Median Listing Price / Est.Value	\$987,500	\$1,124,000	\$703,250	\$647,905
Highest Listing Price / Est.Value	\$8,000,000	\$2,450,000	\$1,235,000	\$1,251,240
Average Price / sqft	\$786	\$702	\$652	\$503
Median Price / sqft	\$722	\$705	\$628	\$520
Average Days in RPR	9	51	15	48
Median Days in RPR	1	34	15	19
Total Volume	\$17,729,999	\$12,289,898	\$7,276,500	\$6,697,740
Source	Listings	Listings	Public Records & Listings	Public Records & Listings

## Market Activity Breakdown

### New

Source: Listings



#### Legend

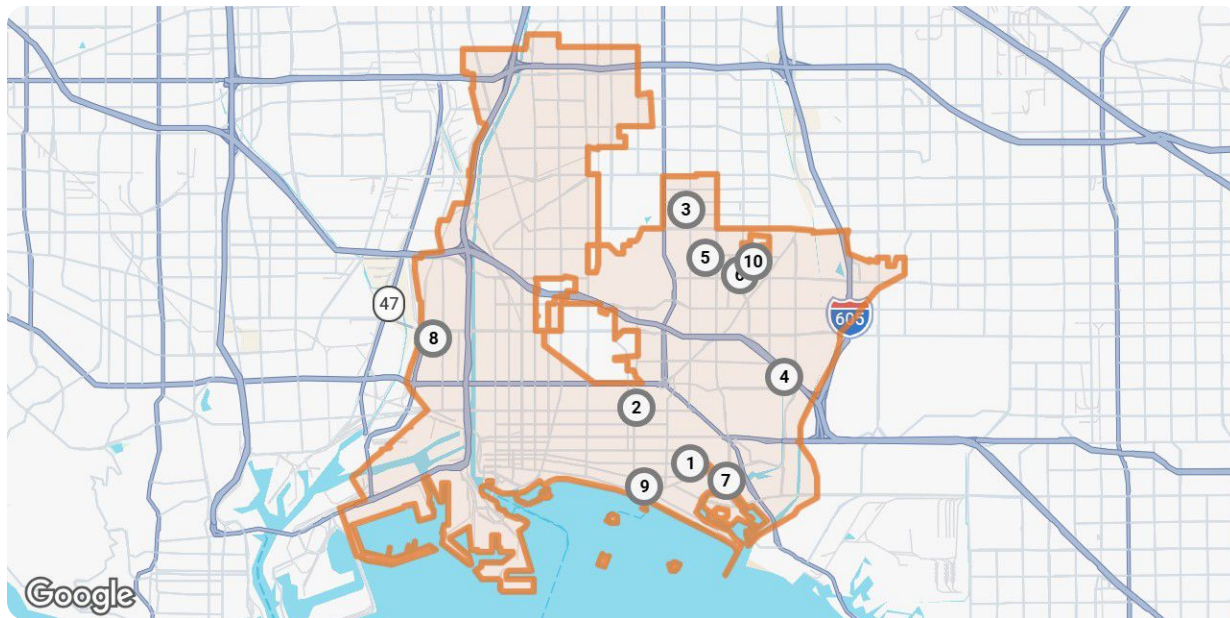
- Active For Sale
- Active Under Contract

New: 10 properties		Property Type	Beds / Baths	Living Area (sq ft)	Lot Size	Year Built	List Date / Days in RPR	List Price / \$ Per Sq Ft
<span style="border: 1px solid blue; border-radius: 50%; padding: 2px 5px;">1</span>	 <p><b>3179 Marwick Ave</b> Long Beach, CA 90808 MLS ID: 26843101 ● Active / For Sale</p> <p><i>Listing Courtesy of Vista Sotheby's International Realty</i></p>	Single Family	3/2	1,280	5,392 sqft	1950	6/7/2026 - days	\$999,999 \$781/sq ft
<span style="border: 1px solid blue; border-radius: 50%; padding: 2px 5px;">2</span>	 <p><b>550 Orange Ave</b> Long Beach, CA 90802 MLS ID: PW26123653 ● Active / For Sale</p> <p><i>Listing Courtesy of HAFA ADAI PROPERTIES</i></p>	Condo/Townhouse/Apt.	1/1	697	2.19 acres	1985	6/7/2026 - days	\$425,000 \$610/sq ft
<span style="border: 1px solid blue; border-radius: 50%; padding: 2px 5px;">3</span>	 <p><b>1203 E San Antonio Dr, Apt 201</b> Long Beach, CA 90807 MLS ID: DW26115605 ● Active / For Sale</p> <p><i>Listing Courtesy of FIRST TEAM REAL ESTATE</i></p>	Condo/Townhouse/Apt.	2/1	909	0.37 acres	1979	6/7/2026 - days	\$420,000 \$462/sq ft
<span style="border: 1px solid blue; border-radius: 50%; padding: 2px 5px;">4</span>	 <p><b>4161 Hathaway Ave, Unit 40</b> Long Beach, CA 90815 MLS ID: PW26097338 ● Active / For Sale</p> <p><i>Listing Courtesy of THINK BOUTIQ REAL ESTATE</i></p>	Condo/Townhouse/Apt.	2/2	957	1.07 acres	1987	6/6/2026 1 day	\$560,000 \$585/sq ft
<span style="border: 1px solid blue; border-radius: 50%; padding: 2px 5px;">5</span>	 <p><b>311 Long Pt</b> Long Beach, CA 90803 MLS ID: PW26094772 ● Active Under Contract / For Sale</p> <p><i>Listing Courtesy of COLDWELL BANKER REALTY</i></p>	Single Family	4/3	2,632	3,863 sqft	1989	5/1/2026 37 days	\$2,080,000 \$790/sq ft

New: 10 properties		Property Type	Beds / Baths	Living Area (sq ft)	Lot Size	Year Built	List Date / Days in RPR	List Price / \$ Per Sq Ft
<b>6</b>	<p><b>9322 Marina Pacifica Dr N</b>                      Long Beach, CA 90803                      MLS ID: OC26123577                      ● Active / For Sale</p> <p><i>Listing Courtesy of CALIFORNIA FINANCIAL &amp; RE CTR</i></p>	Condo/Townhouse/Apt.	2/2	1,370	22.48 acres	1974	6/6/2026 1 day	\$975,000 \$712/sq ft
<b>7</b>	<p><b>700 E Ocean Blvd, Unit 2002</b>                      Long Beach, CA 90802                      MLS ID: PW26119438                      ● Active Under Contract / For Sale</p> <p><i>Listing Courtesy of COMPASS</i></p>	Condo/Townhouse/Apt.	2/2	1,080	0.76 acres	1965	6/3/2026 4 days	\$525,000 \$486/sq ft
<b>8</b>	<p><b>4057 Pine Ave</b>                      Long Beach, CA 90807                      MLS ID: IV26123586                      ● Active / For Sale</p> <p><i>Listing Courtesy of CASTLE REALTY GROUP INC.</i></p>	Single Family	4/4	3,312	7,718 sqft	1918	6/6/2026 1 day	\$2,495,000 \$753/sq ft
<b>9</b>	<p><b>5400 E The Toledo, Unit 701</b>                      Long Beach, CA 90803                      MLS ID: OC26120962                      ● Active / For Sale</p> <p><i>Listing Courtesy of COLDWELL BANKER REALTY</i></p>	Condo/Townhouse/Apt.	3/5	4,100	0.8 acres	1962	6/6/2026 1 day	\$8,000,000 \$1,951/sq ft
<b>10</b>	<p><b>2815 E 5th St</b>                      Long Beach, CA 90814                      MLS ID: PW26104389                      ● Active Under Contract / For Sale</p> <p><i>Listing Courtesy of VYLLA HOME, INC.</i></p>	Single Family	3/2	1,709	4,730 sqft	1914	5/19/2026 19 days	\$1,250,000 \$731/sq ft

## Pending










Source: Listings



### Legend

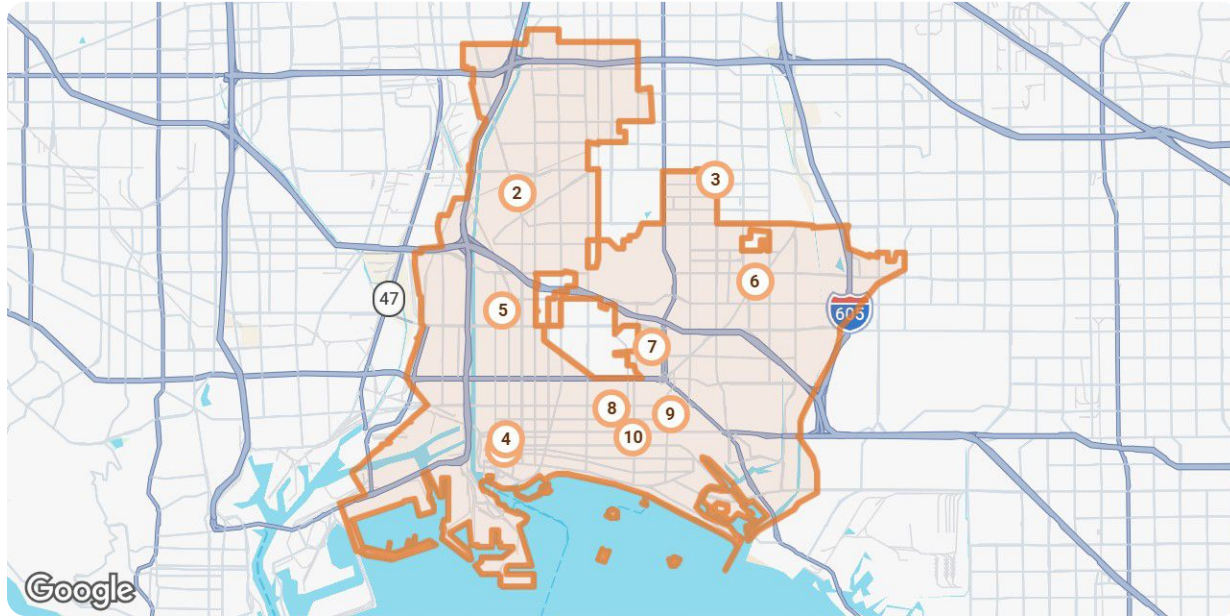
● Pending



Pending: 10 properties		Property Type	Beds / Baths	Living Area (sq ft)	Lot Size / Year Built	List Date	List Price / \$ Per Sq Ft	Pending Date / Days in RPR
1	 <p><b>298 Granada Ave</b> Long Beach, CA 90803 MLS ID: PW26115715 ● Pending / For Sale</p> <p><i>Listing Courtesy of BEACH TEAM</i></p>	Single Family	3/3	2,458	6,346 sqft 2009	5/28/2026	\$2,450,000 \$997/sq ft	6/5/2026 8 days
2	 <p><b>1335 Newport Ave, Apt 209</b> Long Beach, CA 90804 MLS ID: CV26071783 ● Pending / For Sale</p> <p><i>Listing Courtesy of CENTURY 21 MASTERS</i></p>	Condo/Townhouse/Apt.	2/2	1,082	0.41 acres 1990	4/15/2026	\$499,999 \$462/sq ft	6/5/2026 51 days
3	 <p><b>4357 Sunfield Ave</b> Long Beach, CA 90808 MLS ID: OC26081814 ● Pending / For Sale</p> <p><i>Listing Courtesy of COLDWELL BANKER REALTY</i></p>	Single Family	3/3	2,682	8,084 sqft 1940	4/18/2026	\$1,295,000 \$483/sq ft	6/5/2026 48 days
4	 <p><b>1953 Vuelta Grande Ave</b> Long Beach, CA 90815 MLS ID: 26836431 ● Pending / For Sale</p> <p><i>Listing Courtesy of eXp Realty of Southern California, Inc.</i></p>	Single Family	4/2	1,700	0.27 acres 1953	5/29/2026	\$1,099,000 \$646/sq ft	6/5/2026 7 days
5	 <p><b>5305 E Carita St</b> Long Beach, CA 90808 MLS ID: RS26095308 ● Pending / For Sale</p> <p><i>Listing Courtesy of DREAM LIFE REAL ESTATE</i></p>	Single Family	3/2	1,564	5,784 sqft 1948	5/1/2026	\$1,189,900 \$761/sq ft	6/4/2026 34 days
6	 <p><b>5837 E Gossamer St</b> Long Beach, CA 90808 MLS ID: DW26098680 ● Pending / For Sale</p> <p><i>Listing Courtesy of FIRST TEAM REAL ESTATE</i></p>	Single Family	3/2	1,337	5,776 sqft 1949	5/7/2026	\$1,149,000 \$859/sq ft	6/4/2026 28 days
7	 <p><b>5812 Spinnaker Bay Dr</b> Long Beach, CA 90803 MLS ID: PW25219947 ● Pending / For Sale</p> <p><i>Listing Courtesy of TRENDS RE INC.</i></p>	Single Family	3/3	2,265	3,258 sqft 1991	11/6/2025	\$2,100,000 \$927/sq ft	6/4/2026 210 days
8	 <p><b>2470 Hayes Ave</b> Long Beach, CA 90810 MLS ID: SR26092525 ● Pending / For Sale</p> <p><i>Listing Courtesy of FORWARD RLTY</i></p>	Single Family	5/3	2,112	5,044 sqft 1942	4/29/2026	\$987,000 \$467/sq ft	6/3/2026 35 days
9	 <p><b>3665 E 1st St, Unit 208</b> Long Beach, CA 90803 MLS ID: PW26119995 ● Pending / For Sale</p> <p><i>Listing Courtesy of EXP REALTY OF GREATER LOS ANGELES</i></p>	Condo/Townhouse/Apt.	1/2	800	0.34 acres 1972	6/2/2026	\$520,000 \$650/sq ft	6/2/2026 - days
10	 <p><b>3645 Gondar Ave</b> Long Beach, CA 90808 MLS ID: PW26092499 ● Pending / For Sale</p> <p><i>Listing Courtesy of FIRST TEAM REAL ESTATE</i></p>	Single Family	3/2	1,296	4,761 sqft 1950	4/29/2026	\$999,999 \$772/sq ft	6/2/2026 34 days

## Closed

Source: Public Records and Listings



### Legend

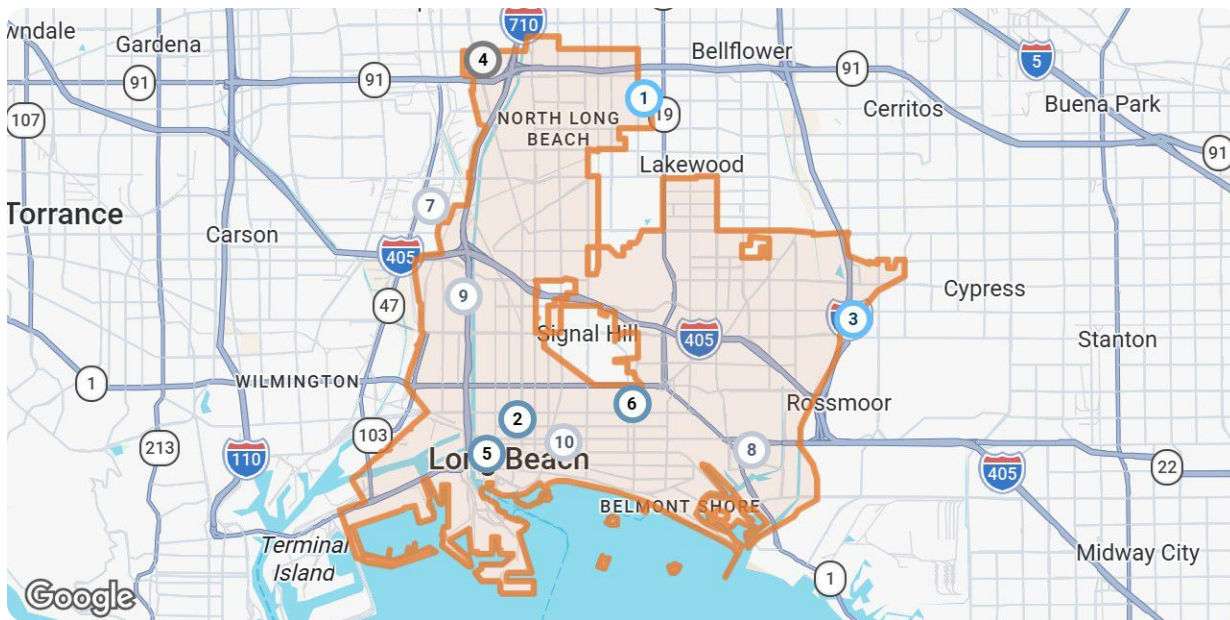
● Closed











Closed: 10 properties		Property Type	Beds / Baths	Living Area (sq ft)	Lot Size / Year Built	Closed Date / Days in RPR	Closed Price / \$ Per Sq Ft	List to Sold Price %
<span style="border: 1px solid orange; border-radius: 50%; padding: 2px 5px;">1</span>	 <p><b>315 W 3rd St, Unit 4A</b> Long Beach, CA 90802 MLS ID: IV26099033 <span style="color: blue;">■</span> Closed / For Sale <i>Courtesy of LPT REALTY INC.</i></p>	Condo/Townhouse/Apt.	-/1	234	0.52 acres / 1925	6/5/2026 / 7 days	\$218,000 / \$932/sq ft	<span style="color: green;">↑</span> 9.05%
<span style="border: 1px solid orange; border-radius: 50%; padding: 2px 5px;">2</span>	 <p><b>210 E 46th St</b> Long Beach, CA 90807 MLS ID: SB26092339 <span style="color: blue;">■</span> Closed / For Sale <i>Courtesy of COMPASS</i></p>	Single Family	3/1	1,015	5,113 sqft / 1944	6/5/2026 / 1 day	\$880,000 / \$867/sq ft	<span style="color: green;">↑</span> 12.1%
<span style="border: 1px solid orange; border-radius: 50%; padding: 2px 5px;">3</span>	 <p><b>4751 N Bellflower Blvd</b> Long Beach, CA 90808 MLS ID: RS26082112 <span style="color: blue;">■</span> Closed / For Sale <i>Courtesy of CENTURY 21 ON TARGET</i></p>	Single Family	3/2	1,759	6,982 sqft / 1950	6/5/2026 / 20 days	\$940,000 / \$534/sq ft	-
<span style="border: 1px solid orange; border-radius: 50%; padding: 2px 5px;">4</span>	 <p><b>528 Cedar Ave, Unit 1F</b> Long Beach, CA 90802 MLS ID: PW26072205 <span style="color: blue;">■</span> Closed / For Sale <i>Courtesy of DUNFEE REAL ESTATE SERVICES</i></p>	Condo/Townhouse/Apt.	1/1	812	0.4 acres / 1960	6/5/2026 / 24 days	\$315,000 / \$388/sq ft	<span style="color: red;">↓</span> 4.26%
<span style="border: 1px solid orange; border-radius: 50%; padding: 2px 5px;">5</span>	 <p><b>2824 Chestnut Ave</b> Long Beach, CA 90806 MLS ID: PW26066827 <span style="color: blue;">■</span> Closed / For Sale <i>Courtesy of BEACH EQUITIES</i></p>	Single Family	3/2	1,642	6,503 sqft / 1931	6/5/2026 / 16 days	\$1,155,000 / \$703/sq ft	<span style="color: green;">↑</span> 1.32%

Closed: 10 properties		Property Type	Beds / Baths	Living Area (sq ft)	Lot Size / Year Built	Closed Date / Days in RPR	Closed Price / \$ Per Sq Ft	List to Sold Price %
6	<p><b>3244 Gondar Ave</b> Long Beach, CA 90808 MLS ID: PW26058947 Closed / For Sale</p> <p><i>Courtesy of FIRST TEAM REAL ESTATE</i></p>	Single Family	3/3	1,624	5,283 sqft / 1950	6/5/2026 / 13 days	\$1,235,000 / \$760/sq ft	↓ 1.2%
7	<p><b>2267 Mira Mar Ave</b> Long Beach, CA 90815 MLS ID: SB26068251 Closed / For Sale</p> <p><i>Courtesy of COMPASS</i></p>	Single Family	3/2	1,442	5,505 sqft / 1943	6/5/2026 / 9 days	\$1,110,000 / \$770/sq ft	↓ 1.33%
8	<p><b>1200 Ohio Ave, Apt 4</b> Long Beach, CA 90804 MLS ID: PW26069228 Closed / For Sale</p> <p><i>Courtesy of CIRCA PROPERTIES, INC.</i></p>	Condo/Townhouse/Apt.	2/2	840	7,000 sqft / 1987	6/5/2026 / 33 days	\$452,000 / \$538/sq ft	↑ 0.67%
9	<p><b>1061 Park Ave, Unit 302</b> Long Beach, CA 90804 MLS ID: PW26077910 Closed / For Sale</p> <p><i>Courtesy of KELLER WILLIAMS PACIFIC ESTATE</i></p>	Condo/Townhouse/Apt.	1/1	805	0.53 acres / 1972	6/5/2026 / 10 days	\$445,000 / \$553/sq ft	↑ 2.3%
10	<p><b>605 Redondo Ave, Unit 304</b> Long Beach, CA 90814 MLS ID: BB26079750 Closed / For Sale</p> <p><i>Courtesy of LANDON REALTY GROUP</i></p>	Condo/Townhouse/Apt.	2/2	1,111	0.43 acres / 1981	6/5/2026 / 18 days	\$526,500 / \$474/sq ft	↓ 1.59%

## Distressed

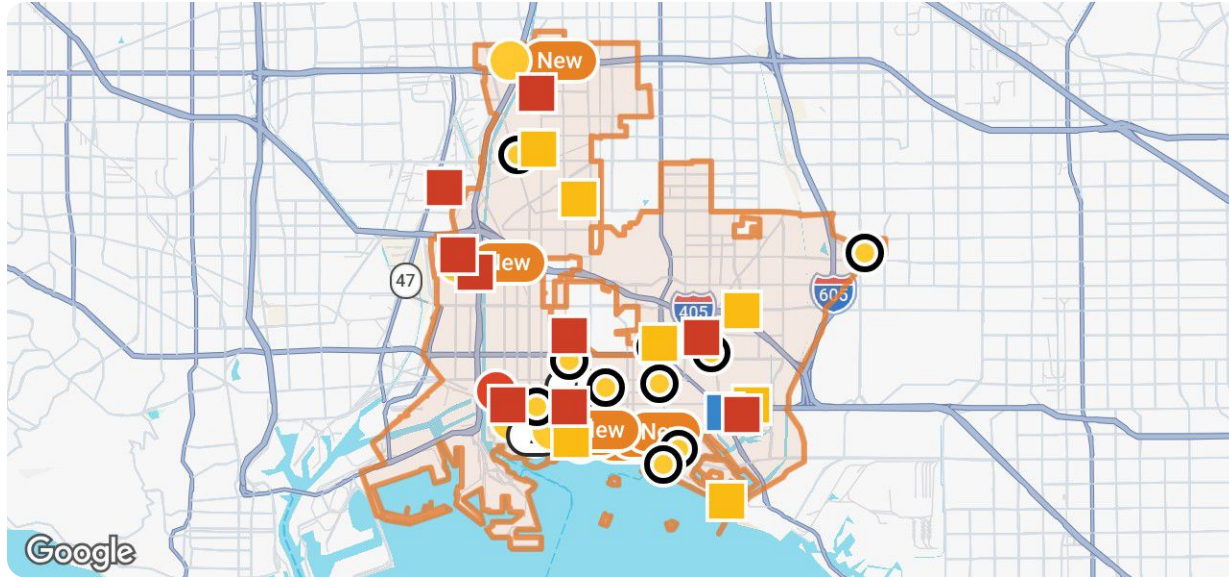
Source: Public Records and Listings



Distressed: 10 properties		Property Type	Beds / Baths	Living Area (sq ft)	Lot Size / Year Built	List Date / Days in RPR	List Price / \$ Per Sq Ft	Distressed Date / Type
1	 <p><b>3650 E Poppy St</b> Long Beach, CA 90805 MLS ID: CV26120593 ● Active / For Sale</p> <p><i>Listing Courtesy of RE/MAX MASTERS REALTY</i></p>	Single Family	3/2	1,386	5,619 sqft 1957	6/3/2026 4 days	\$775,000 \$559/sq ft	4/15/2026 Notice Of Default
2	 <p><b>1148 Locust Ave</b> Long Beach, CA 90813 MLS ID: PW26109545 ● Active Under Contract / For Sale</p> <p><i>Listing Courtesy of REAL BROKER</i></p>	Single Family	3/4	1,706	3,920 sqft 1915	5/20/2026 18 days	\$850,000 \$498/sq ft	5/6/2026 Notice of Default
3	 <p><b>7890 E Spring St, Unit 16E</b> Long Beach, CA 90815 MLS ID: PW26090434 ● Active / For Sale</p> <p><i>Listing Courtesy of CENTURY 21 ALLSTARS</i></p>	Condo/Townhouse/Apt.	1/1	734	11.97 acres 1973	5/18/2026 20 days	\$350,000 \$477/sq ft	3/13/2026 Notice Of Default
4	 <p><b>121 E 68th Way</b> Long Beach, CA 90805 MLS ID: DW26092355 ● Pending / For Sale</p> <p><i>Listing Courtesy of FIRST FAMILY HOMES</i></p>	Single Family	2/1	1,101	5,771 sqft 1940	4/30/2026 14 days	\$625,000 \$568/sq ft	4/10/2026 Notice of Rescission
5	 <p><b>720 W 4th St, Unit 110</b> Long Beach, CA 90802 MLS ID: PW25278493 ● Active Under Contract / For Sale</p> <p><i>Listing Courtesy of KELLER WILLIAMS PACIFIC ESTATE</i></p>	Condo/Townhouse/Apt.	1/2	584	0.74 acres 1984	12/22/2025 167 days	\$335,000 \$574/sq ft	3/31/2026 Notice of Default
6	 <p><b>1414 Coronado Ave, Apt 302</b> Long Beach, CA 90804 MLS ID: PW26062314 ● Active Under Contract / For Sale</p> <p><i>Listing Courtesy of REAL BROKER</i></p>	Condo/Townhouse/Apt.	2/2	830	6,882 sqft 1987	4/2/2026 66 days	\$449,000 \$541/sq ft	5/4/2026 Notice Of Default
7	 <p><b>2650 E Dominguez St</b> Long Beach, CA 90810 ● Closed / Public Record</p>	Single Family	3/3	1,664	2,451 sqft 2005	- - days	- \$403/sq ft	4/23/2026 Notice of Foreclosure Sale
8	 <p><b>431 Cranston Ct, Unit 102</b> Long Beach, CA 90803 ● Off Market / Public Record</p>	Single Family	2/3	2,120	2,558 sqft 1983	- - days	- \$590/sq ft	5/12/2026 Notice of Default
9	 <p><b>3150 Fashion Ave</b> Long Beach, CA 90810 ● Off Market / Public Record</p>	Single Family	5/3	2,856	0.31 acres 1941	- - days	- \$335/sq ft	3/18/2026 Notice of Foreclosure Sale
10	 <p><b>1237 E 6th St, Unit 107</b> Long Beach, CA 90802 ● Off Market / Public Record</p>	Condo/Townhouse/Apt.	2/2	895	0.49 acres 1986	- - days	- \$486/sq ft	4/20/2026 Notice of Default

## Summary

### For Lease Activity in the Last 3 Months



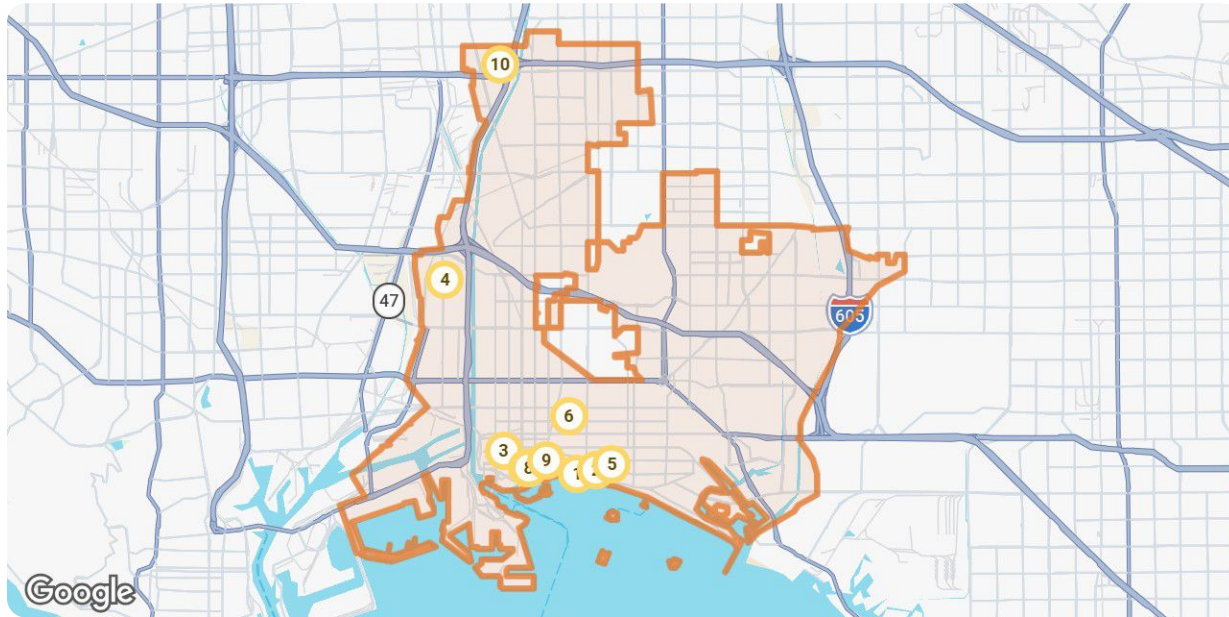
- Legend**
- Distressed For Sale or Lease
  - For Lease
  - For Lease Pending
  - Recently Closed
  - Distressed
  - Recently Leased

	New	Pending	Closed	Distressed
Number of Properties	10	10	10	10
Lowest Listing Price / Est.Value	\$1,650	\$1,900	\$1,650	\$2,000
Median Listing Price / Est.Value	\$2,650	\$2,675	\$4,350	\$666,555
Highest Listing Price / Est.Value	\$4,400	\$6,500	\$350,000	\$1,251,240
Average Price / sqft	\$4	\$4	\$54	\$508
Median Price / sqft	\$4	\$3	\$4	\$537
Average Days in RPR	1	39	53	198
Median Days in RPR	1	28	31	198
Total Volume	\$29,599	\$31,200	\$382,990	\$7,102,880
Source	Listings	Listings	Public Records & Listings	Public Records & Listings

## Market Activity Breakdown

### New

Source: Listings



#### Legend

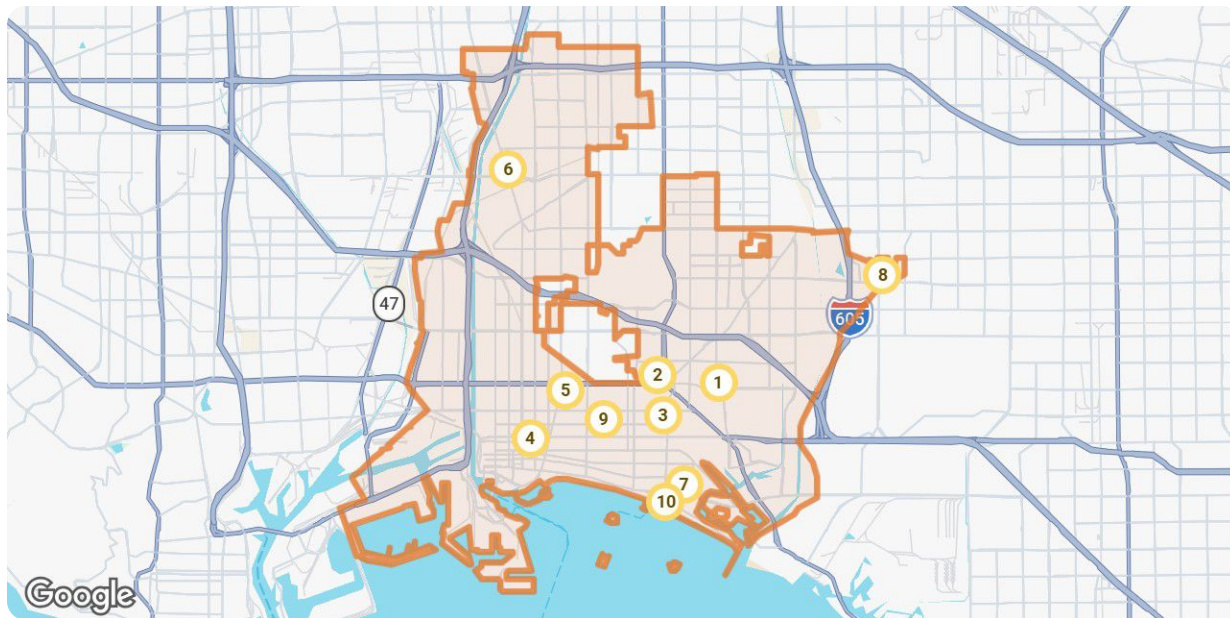
● Active For Lease

New: 10 properties		Property Type	Beds / Baths	Living Area (sq ft)	Lot Size	Year Built	List Date / Days in RPR	List Price / \$ Per Sq Ft
<span style="border: 1px solid yellow; border-radius: 50%; padding: 2px;">1</span>	 <p><b>1750 E Ocean Blvd, Unit 911</b> Long Beach, CA 90802 MLS ID: PW26123381 <span style="color: yellow;">●</span> Active / For Lease <i>Courtesy of SUNRISE REALTY &amp; FINANCE</i></p>	Condo/Townhouse/Apt.	1/1	846	1.02 acres	1975	6/7/2026 - days	\$3,100 mo. \$4/sq ft
<span style="border: 1px solid yellow; border-radius: 50%; padding: 2px;">2</span>	 <p><b>2214 E 2nd St</b> Long Beach, CA 90803 MLS ID: PW26123627 <span style="color: yellow;">●</span> Active / For Lease <i>Courtesy of DUCK GROUP REAL ESTATE</i></p>	Single Family	3/2	1,715	8,306 sqft	1971	6/6/2026 1 day	\$4,400 mo. \$3/sq ft
<span style="border: 1px solid yellow; border-radius: 50%; padding: 2px;">3</span>	 <p><b>315 W 3rd St, Unit 1006</b> Long Beach, CA 90802 MLS ID: PW26123795 <span style="color: yellow;">●</span> Active / For Lease <i>Courtesy of PARTNERS REAL ESTATE</i></p>	Condo/Townhouse/Apt.	-/1	492	0.52 acres	1925	6/6/2026 1 day	\$2,500 mo. \$5/sq ft
<span style="border: 1px solid yellow; border-radius: 50%; padding: 2px;">4</span>	 <p><b>3311 Adriatic Ave</b> Long Beach, CA 90810 MLS ID: RS26123681 <span style="color: yellow;">●</span> Active / For Lease <i>Courtesy of AMBERWOOD REAL ESTATE</i></p>	Condo/Townhouse/Apt.	2/1	757	6,843 sqft	1919	6/6/2026 1 day	\$2,650 mo. \$4/sq ft
<span style="border: 1px solid yellow; border-radius: 50%; padding: 2px;">5</span>	 <p><b>281 N Colorado Pl</b> Long Beach, CA 90803 MLS ID: SB26106729 <span style="color: yellow;">●</span> Active / For Lease <i>Courtesy of ENRG REALTY INC</i></p>	Single Family	2/1	883	2,252 sqft	1920	6/6/2026 1 day	\$3,699 mo. \$4/sq ft

New: 10 properties		Property Type	Beds / Baths	Living Area (sq ft)	Lot Size	Year Built	List Date / Days in RPR	List Price / \$ Per Sq Ft
	 <b>1085 Hoffman Ave</b> Long Beach, CA 90813 MLS ID: OC26123470 ● Active / For Lease <i>Courtesy of PACIFIC STERLING PROPERTIES</i>	Condo/Townhouse/Apt.	1/1	456	6,960 sqft	1924	6/6/2026 1 day	\$1,650 mo. \$4/sq ft
	 <b>388 E Ocean Blvd, Unit 911</b> Long Beach, CA 90802 MLS ID: PW26123623 ● Active / For Lease <i>Courtesy of DUCK GROUP REAL ESTATE</i>	Condo/Townhouse/Apt.	1/1	720	1.07 acres	2004	6/6/2026 1 day	\$2,650 mo. \$4/sq ft
	 <b>488 E Ocean Blvd, Unit 507</b> Long Beach, CA 90802 MLS ID: PW26123611 ● Active / For Lease <i>Courtesy of DUCK GROUP REAL ESTATE</i>	Condo/Townhouse/Apt.	1/1	720	1.09 acres	2004	6/6/2026 1 day	\$2,650 mo. \$4/sq ft
	 <b>942 E 2nd St</b> Long Beach, CA 90802 MLS ID: PW26123196 ● Active / For Lease <i>Courtesy of BERKSHIRE HATHAWAY HOMESERVICES CALIFORNIA PROPERTIES</i>	Condo/Townhouse/Apt.	2/1	750	8,280 sqft	1922	6/5/2026 2 days	\$2,300 mo. \$3/sq ft
	 <b>306 E Cummings Ln</b> Long Beach, CA 90805 MLS ID: AR26122330 ● Active / For Lease <i>Courtesy of WETRUST REALTY</i>	Single Family	4/3	1,964	5,789 sqft	1939	6/5/2026 2 days	\$4,000 mo. \$2/sq ft











## Pending

Source: Listings



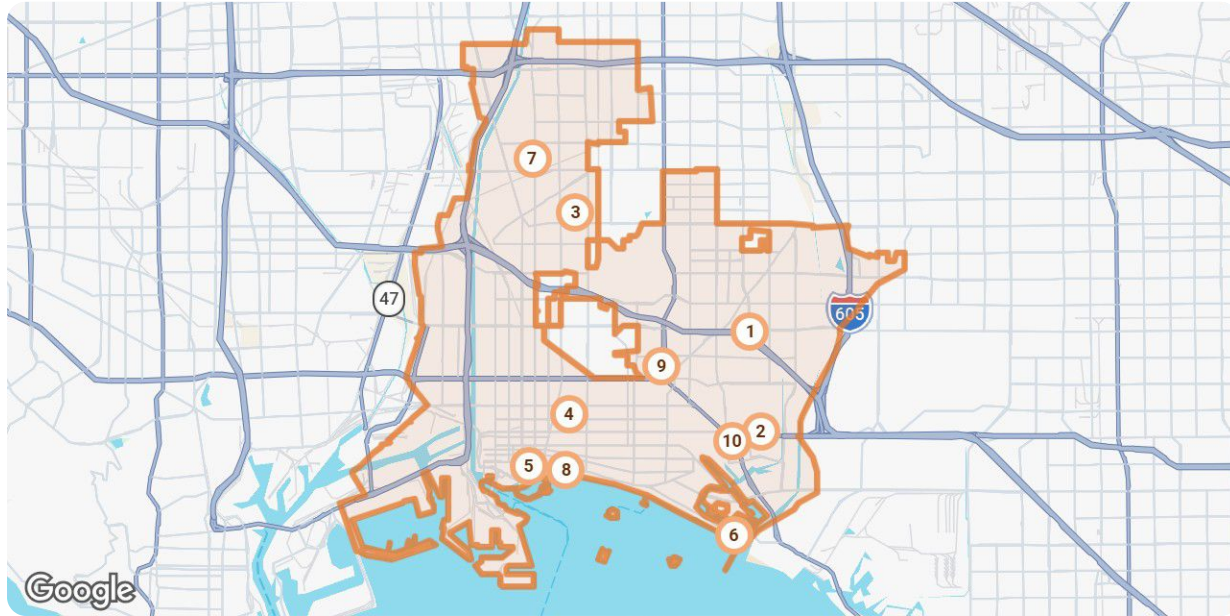
### Legend

Active For Lease

Pending: 10 properties		Property Type	Beds / Baths	Living Area (sq ft)	Lot Size / Year Built	List Date	List Price / \$ Per Sq Ft	Pending Date / Days in RPR
1	 <p><b>1900 N Bellflower Blvd</b> Long Beach, CA 90815 MLS ID: SW26064003 Pending / For Lease</p> <p><i>Courtesy of EXPRESS REALTY &amp; INVESTMENTS</i></p>	Condo/Townhouse/Apt.	1/1	400	6,581 sqft 2024	3/24/2026	\$1,900 mo. \$5/sq ft	6/5/2026 73 days
2	 <p><b>4134 E Jacinto Way</b> Long Beach, CA 90815 MLS ID: PW26100369 Pending / For Lease</p> <p><i>Courtesy of DUCK GROUP REAL ESTATE</i></p>	Condo/Townhouse/Apt.	2/1	828	8,158 sqft 1943	5/7/2026	\$2,850 mo. \$3/sq ft	6/5/2026 29 days
3	 <p><b>1117 Bennett Ave</b> Long Beach, CA 90804 MLS ID: PW26100662 Pending / For Lease</p> <p><i>Courtesy of COMPASS</i></p>	Single Family	2/1	1,236	5,292 sqft 1928	5/8/2026	\$4,000 mo. \$3/sq ft	6/3/2026 26 days
4	 <p><b>627 Linden Ave</b> Long Beach, CA 90802 MLS ID: PW26050523 Pending / For Lease</p> <p><i>Courtesy of CENTURY 21 CORNERSTONE</i></p>	Condo/Townhouse/Apt.	2/1	750	7,535 sqft 1947	3/7/2026	\$1,900 mo. \$3/sq ft	6/1/2026 86 days
5	 <p><b>1305 E 17th St</b> Long Beach, CA 90813 MLS ID: SB26004167 Pending / For Lease</p> <p><i>Courtesy of THE MCNEIL GROUP REAL ESTATE BROKERAGE</i></p>	Single Family	2/1	812	6,499 sqft 1922	2/11/2026	\$3,000 mo. \$4/sq ft	5/28/2026 106 days
6	 <p><b>5079 Cedar Ave</b> Long Beach, CA 90805 MLS ID: 26832045 Pending / For Lease</p> <p><i>Courtesy of Nourmand &amp; Associates-HW</i></p>	Condo/Townhouse/Apt.	3/3	1,350	0.39 acres 2023	5/10/2026	\$4,000 mo. \$3/sq ft	5/26/2026 16 days
7	 <p><b>225 Argonne Ave</b> Long Beach, CA 90803 MLS ID: OC26107196 Pending / For Lease</p> <p><i>Courtesy of BERKSHIRE HATHAWAY HOME SERVICES</i></p>	Condo/Townhouse/Apt.	5/1	550	3,153 sqft 1955	5/18/2026	\$2,250 mo. \$4/sq ft	5/22/2026 4 days
8	 <p><b>8130 E Topia St</b> Long Beach, CA 90808 MLS ID: OC26077837 Pending / For Lease</p> <p><i>Courtesy of VERANDA REALTY</i></p>	Single Family	1/1	420	418 sqft 1960	4/10/2026	\$2,500 mo. \$6/sq ft	5/15/2026 35 days
9	 <p><b>1063 Stanley Ave, Apt 2</b> Long Beach, CA 90804 MLS ID: PW26092374 Pending / For Lease</p> <p><i>Courtesy of VYLLA HOME, INC.</i></p>	Condo/Townhouse/Apt.	2/2	850	6,529 sqft 1987	4/29/2026	\$2,300 mo. \$3/sq ft	5/8/2026 9 days
10	 <p><b>4601 E Ocean Blvd</b> Long Beach, CA 90803 MLS ID: PW26088450 Pending / For Lease</p> <p><i>Courtesy of PABST, KINNEY &amp; ASSOCIATES</i></p>	Condo/Townhouse/Apt.	3/3	1,892	5,898 sqft 2023	4/23/2026	\$6,500 mo. \$3/sq ft	4/30/2026 7 days

## Closed

Source: Public Records and Listings



### Legend

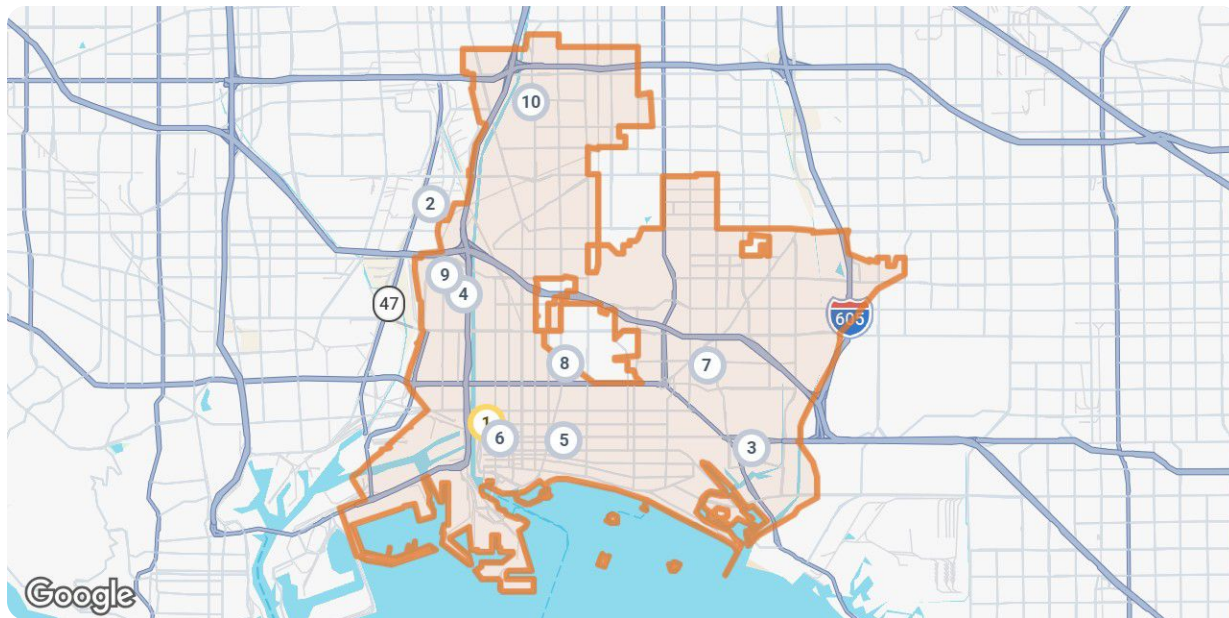
● Closed

Closed: 10 properties		Property Type	Beds / Baths	Living Area (sq ft)	Lot Size / Year Built	Closed Date / Days in RPR	Closed Price / \$ Per Sq Ft	List to Sold Price %
<span style="border: 1px solid orange; border-radius: 50%; padding: 2px;">1</span>	 <p><b>2531 Gondar Ave</b> Long Beach, CA 90815 MLS ID: RS26095028 <span style="background-color: yellow;">■</span> Closed / For Lease</p> <p><i>Courtesy of CENTURY 21 DIAMOND</i></p>	Single Family	4/2	1,570	10,802 sqft 1955	6/6/2026 29 days	- \$3/sq ft	-
<span style="border: 1px solid orange; border-radius: 50%; padding: 2px;">2</span>	 <p><b>6268 Riviera Cir</b> Long Beach, CA 90815 MLS ID: PW26093465 <span style="background-color: yellow;">■</span> Closed / For Lease</p> <p><i>Courtesy of FIRST TEAM REAL ESTATE</i></p>	Condo/Townhouse/Apt.	3/2	1,845	0.57 acres 1981	6/6/2026 31 days	- \$2/sq ft	-
<span style="border: 1px solid orange; border-radius: 50%; padding: 2px;">3</span>	 <p><b>4232 Walnut Ave</b> Long Beach, CA 90807 MLS ID: PW26084365 <span style="background-color: yellow;">■</span> Closed / For Lease</p> <p><i>Courtesy of KELLER WILLIAMS COASTAL PROP.</i></p>	Single Family	3/2	1,671	6,107 sqft 1943	6/6/2026 10 days	- \$3/sq ft	-
<span style="border: 1px solid orange; border-radius: 50%; padding: 2px;">4</span>	 <p><b>1085 Hoffman Ave</b> Long Beach, CA 90813 MLS ID: OC26087890 <span style="background-color: yellow;">■</span> Closed / For Lease</p> <p><i>Courtesy of PACIFIC STERLING PROPERTIES</i></p>	Condo/Townhouse/Apt.	1/1	450	6,960 sqft 1924	6/5/2026 43 days	- \$4/sq ft	-
<span style="border: 1px solid orange; border-radius: 50%; padding: 2px;">5</span>	 <p><b>488 E Ocean Blvd, Unit 717</b> Long Beach, CA 90802 MLS ID: PW26113056 <span style="background-color: yellow;">■</span> Closed / For Lease</p> <p><i>Courtesy of COLLEGE PARK REALTY</i></p>	Condo/Townhouse/Apt.	1/1	600	2.77 acres 2004	6/5/2026 11 days	- \$4/sq ft	-

Closed: 10 properties		Property Type	Beds / Baths	Living Area (sq ft)	Lot Size / Year Built	Closed Date / Days in RPR	Closed Price / \$ Per Sq Ft	List to Sold Price %
	 <b>6713 E Ocean Blvd</b> Long Beach, CA 90803 MLS ID: PW26069451 <span style="background-color: yellow;">■</span> Closed / For Lease <i>Courtesy of RE/MAX R. E. SPECIALISTS</i>	Condo/Townhouse/Apt.	3/3	1,500	2,774 sqft / 1955	6/5/2026 / 65 days	- / \$4/sq ft	-
	 <b>496 E 52nd St</b> Long Beach, CA 90805 MLS ID: 26830769 <span style="background-color: yellow;">■</span> Closed / For Lease <i>Courtesy of NAI Capital Commercial Inc.</i>	Single Family	1/1	532	4,276 sqft / 2026	6/4/2026 / 30 days	- / \$4/sq ft	-
	 <b>1400 E Ocean Blvd, Unit 2304</b> Long Beach, CA 90802 MLS ID: PW25241816 <span style="background-color: yellow;">■</span> Closed / For Lease <i>Courtesy of SUNSET REALTY</i>	Condo/Townhouse/Apt.	3/2	1,330	8.6 acres / 2001	6/4/2026 / 230 days	- / \$3/sq ft	-
	 <b>4279 E Jacinto Way</b> Long Beach, CA 90815 MLS ID: CV26108181 <span style="background-color: yellow;">■</span> Closed / For Lease <i>Courtesy of COLDWELL BANKER ENVISION</i>	Condo/Townhouse/Apt.	1/1	630	6,799 sqft / 1943	6/3/2026 / 16 days	- / \$3/sq ft	-
	 <b>576 N Bellflower Blvd</b> Long Beach, CA 90814 MLS ID: BB26040760 <span style="background-color: blue;">■</span> Closed / For Sale and For Lease <i>Courtesy of ENRIQUE HENRY VEGA JR. BROKER</i>	Condo/Townhouse/Apt.	1/1	693	12.85 acres / 1970	6/2/2026 / 61 days	\$350,000 / \$505/sq ft	<span style="color: red;">↓</span> 6.73%

## Distressed

Source: Public Records and Listings



### Legend

- Active For Lease
- Off Market, Hold, Withdrawn, Expired, or Canceled

Distressed: 10 properties		Property Type	Beds / Baths	Living Area (sq ft)	Lot Size / Year Built	List Date / Days in RPR	List Price / \$ Per Sq Ft	Distressed Date / Type
	 <b>973 N Park Cir</b> Long Beach, CA 90813 MLS ID: DW25264568 ● Active / For Lease <i>Courtesy of WON SUK KIM REAL ESTATE, INC.</i>	Condo/Townhouse/Apt.	2/1	750	9,548 sqft / 1903	11/21/2025 / 198 days	\$2,000 mo. / \$3/sq ft	3/23/2026 / Notice of Default
	 <b>2650 E Dominguez St</b> Long Beach, CA 90810 ● Closed / Public Record	Single Family	3/3	1,664	2,451 sqft / 2005	- / - days	- / \$403/sq ft	4/23/2026 / Notice of Foreclosure Sale
	 <b>431 Cranston Ct, Unit 102</b> Long Beach, CA 90803 ● Off Market / Public Record	Single Family	2/3	2,120	2,558 sqft / 1983	- / - days	- / \$590/sq ft	5/12/2026 / Notice of Default
	 <b>3150 Fashion Ave</b> Long Beach, CA 90810 ● Off Market / Public Record	Single Family	5/3	2,856	0.31 acres / 1941	- / - days	- / \$335/sq ft	3/18/2026 / Notice of Foreclosure Sale
	 <b>1237 E 6th St, Unit 107</b> Long Beach, CA 90802 ● Off Market / Public Record	Condo/Townhouse/Apt.	2/2	895	0.49 acres / 1986	- / - days	- / \$486/sq ft	4/20/2026 / Notice of Default
	 <b>645 Chestnut Ave, Apt 204</b> Long Beach, CA 90802 ● Off Market / Public Record	Condo/Townhouse/Apt.	2/2	867	0.71 acres / 1986	- / - days	- / \$588/sq ft	3/11/2026 / Notice of Default
	 <b>2150 Tulane Ave</b> Long Beach, CA 90815 ● Off Market / Public Record	Single Family	3/2	1,245	5,832 sqft / 1947	- / - days	- / \$935/sq ft	5/18/2026 / Notice of Default
	 <b>1211 E Leigh Ct</b> Long Beach, CA 90806 ● Off Market / Public Record	Single Family	3/2	1,056	2,321 sqft / 1922	- / - days	- / \$598/sq ft	5/14/2026 / Notice of Foreclosure Sale
	 <b>3425 Adriatic Ave</b> Long Beach, CA 90810 ● Off Market / Public Record	Single Family	3/1	947	2,866 sqft / 1951	- / - days	- / \$699/sq ft	3/19/2026 / Notice of Foreclosure Sale
	 <b>6165 Linden Ave</b> Long Beach, CA 90805 ● Off Market / Public Record	Single Family	5/2	1,862	4,610 sqft / 2000	- / - days	- / \$440/sq ft	3/27/2026 / Notice of Foreclosure Sale

# Long Beach, California

## About RPR

- RPR® is the nation's largest property database, exclusively for REALTORS®. It empowers REALTORS® to help buyers and sellers make informed decisions, backed by a real estate database covering more than 160 million residential and commercial properties in the United States.
- RPR is a wholly owned subsidiary of the National Association of REALTORS® and a member benefit to REALTORS®.
- RPR's data sources range from MLSs and county-level tax and assessment offices, to the U.S. Census and FEMA, to specialty data set providers such as Esri (consumer data), Niche (school information) and Precisely (geographic boundaries).

## Learn More

For more information about RPR, please visit RPR's public website: <https://blog.narrpr.com>



**RPR®**

