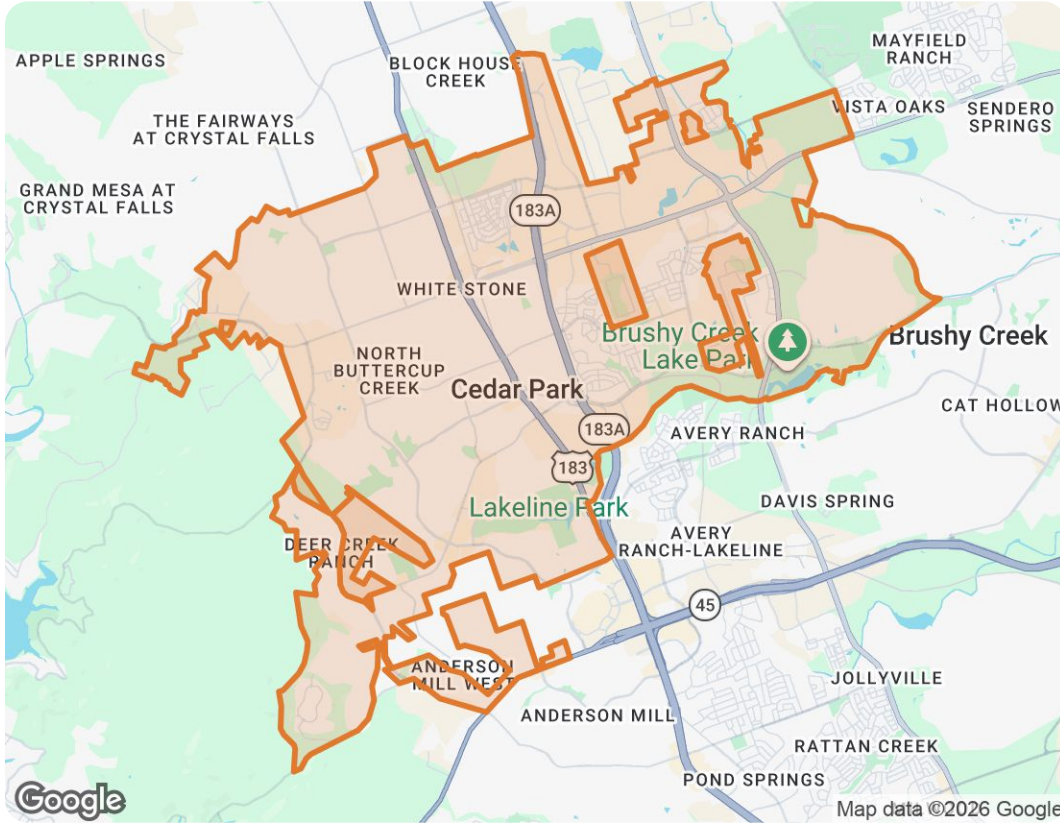


Cedar Park, Texas



The biggest buyer rebates and lowest selling fees in real estate – without sacrificing full-service support, 7 days a week.

ShopProp Licensed CA, WA, HI, AZ, MI, TX, VA, CO

📞 Office (888) 821-0556

✉️ team@shopprop.com

🌐 www.shopprop.com

Shop|Prop

ShopProp Inc.

Cedar Park, Texas

Market Trends

Market Trends for Cedar Park, Texas

Single Family + Condo/Townhouse/Apt.

May 2026

Market Type



Key Details

Months of Inventory	Sold to List Price %	Median Days in RPR	Median Sold Price
3.71	99.9%	21	\$535,000
↑ 15.58% MoM	↑ 1.49% MoM	↑ 23.53% MoM	↑ 10.31% MoM

This represents an estimated sale price for this property. It is not the same as the opinion of value in an appraisal developed by a licensed appraiser under the Uniform Standards of Professional Appraisal Practice.



Cedar Park, Texas

May 2026 Median Estimated Property Value

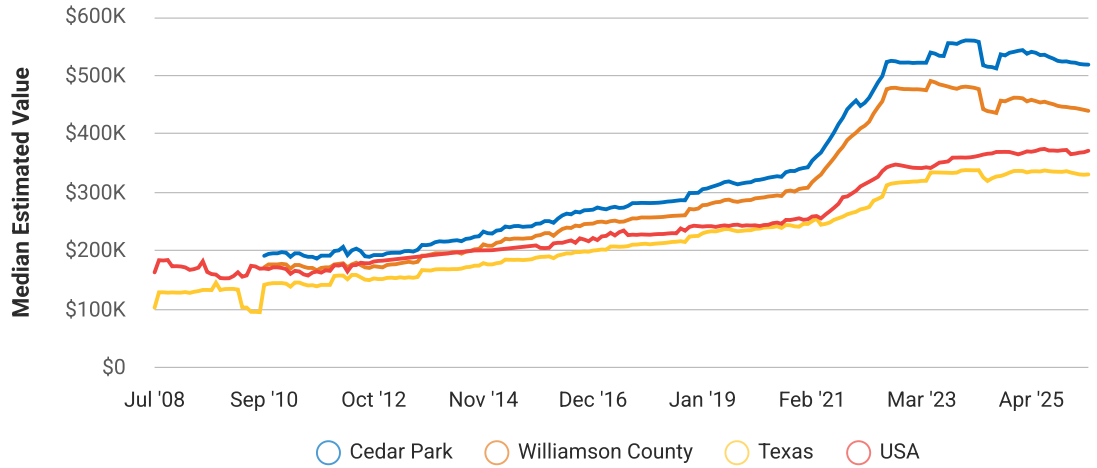
Single Family + Condo/Townhouse/Apt.

This graphic displays property estimates for a market area and a subject property, where one has been selected. Estimated property values are generated by a valuation model and are not formal appraisals.

Source: Public records, and MLS sources where licensed

Update Frequency: Monthly

Median Estimated Value \$518,720	Last Month Change -0.1%	12 Month Change -3.8%
---	--	--



May 2026 Active Listings

Cedar Park, Texas

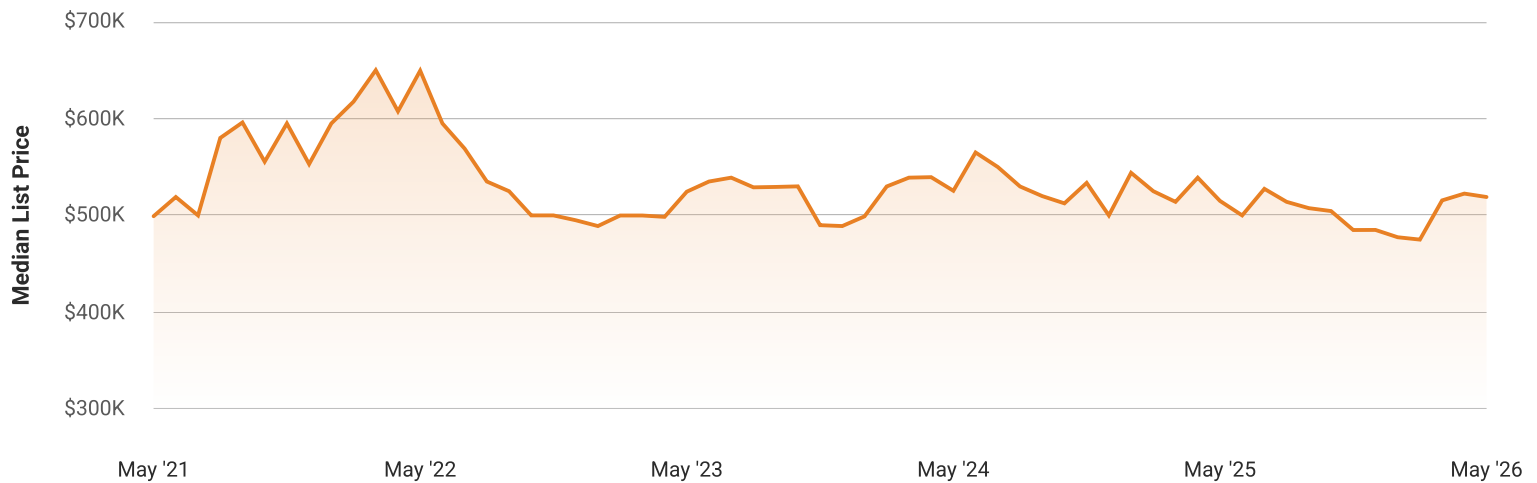
Single Family + Condo/Townhouse/Apt.

This graphic summarizes key statistics for properties that were in an active status on the last day of each month. RPR uses list date and a derived pending date to determine if the listing was active on the last day of the month. An end-of-month snapshot of active listings helps to understand inventory levels, price points and duration on the market.

Source: Listing sources

Update Frequency: Monthly

Median List Price - \$519,000 ↓ 0.7% Month over Month
--



Cedar Park, Texas

May 2026 Sold Listings

Cedar Park, Texas

Single Family + Condo/Townhouse/Apt.

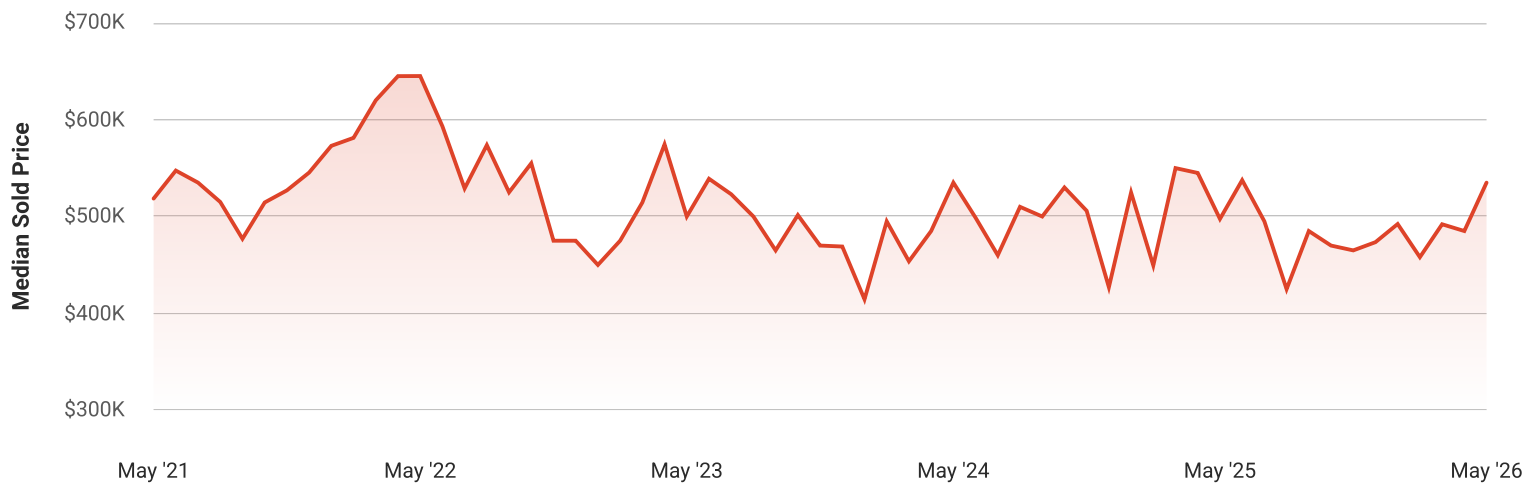
This graphic summarizes key statistics for properties that sold each month. RPR uses a derived sold date to determine when a property moved into a sold status within the given month. These statistics are important for understanding the price points on sold properties as well as the difference between the list price and sold price, which reveals whether buyers are paying over or under the asking price.

Source: Listing sources

Update Frequency: Monthly

Median Sold Price - \$535,000

↑ 10.3% Month over Month



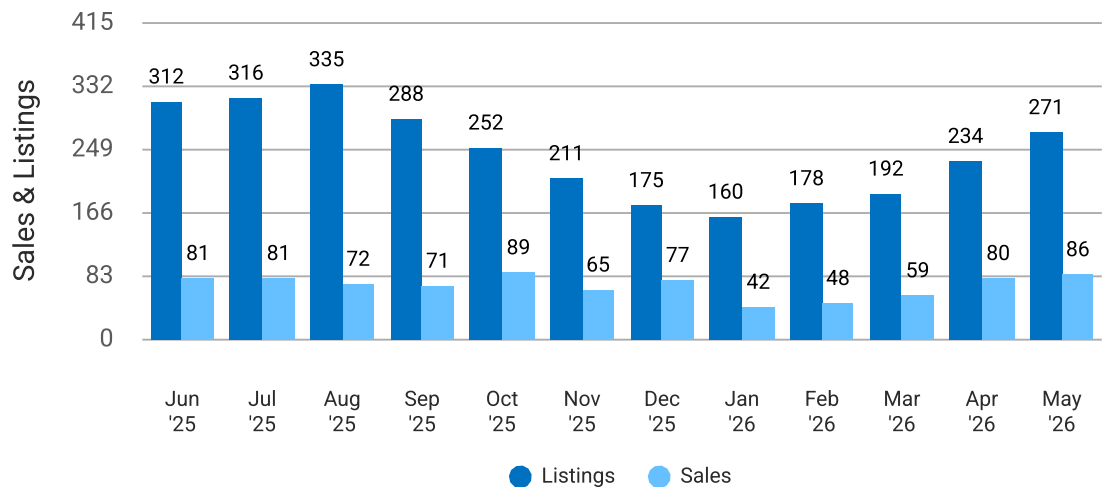
Total Sales and Active Listings in Cedar Park, Texas

Single Family + Condo/Townhouse/Apt.

This graph compares the number of sales with the number of active listings in the local market.

Source: MLS data where licensed

Update Frequency: Monthly



Cedar Park, Texas

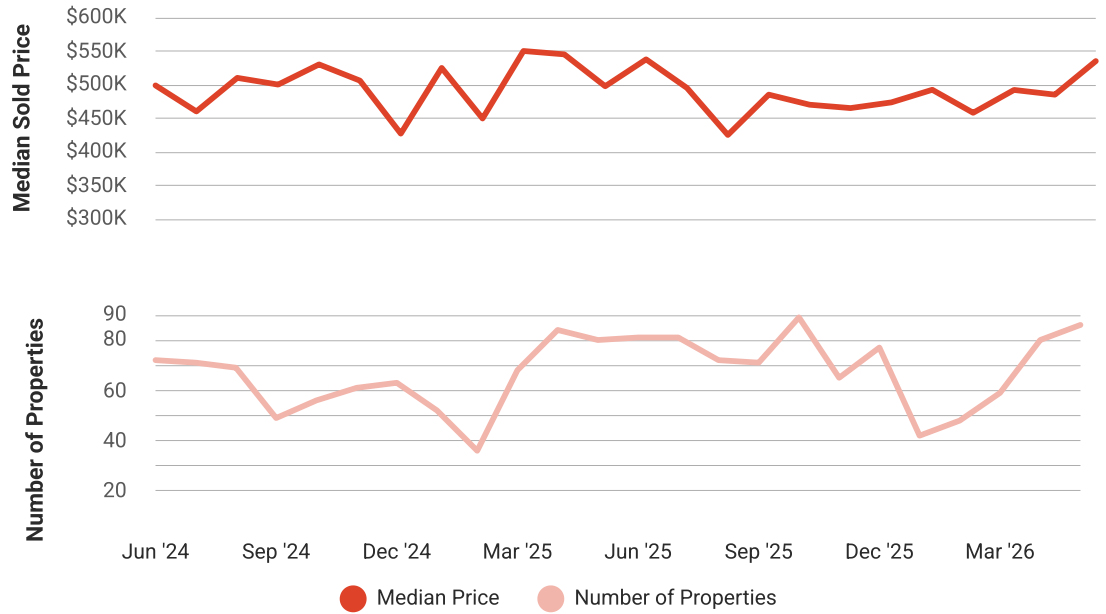
Median Sold Price vs Sold Listings in Cedar Park, Texas

Single Family + Condo/Townhouse/Apt.

This chart compares the trend of median sold price and number of sold listings for the given location.

Source: Listing Data

Update Frequency: Monthly



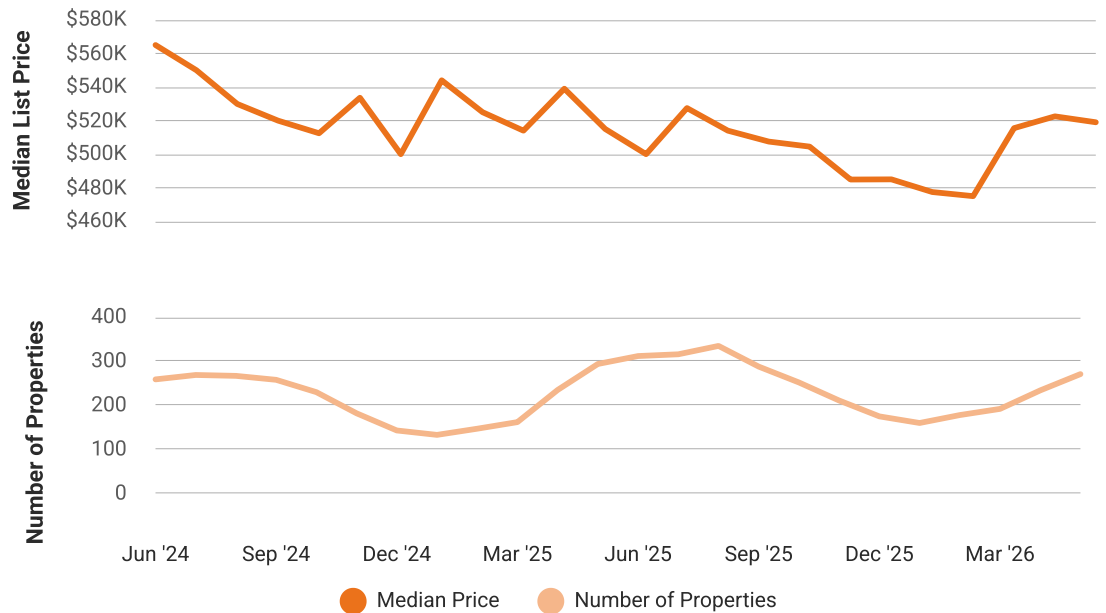
Median List Price vs Active Listings in Cedar Park, Texas

Single Family + Condo/Townhouse/Apt.

This chart compares the trend of median list price and number of active properties for the given location.

Source: Listing Data

Update Frequency: Monthly



Market Snapshot

Value and Price Changes

	Current	Last Month	Last 3 Months	Last 12 Months	Last 24 Months	Last 36 Months
Median Est. Property Value Last Updated: 5/31/2026	\$518,720	\$519,020 -0.06%	\$522,000 -0.63%	\$539,000 -3.76%	\$517,680 +0.2%	\$539,460 -3.84%
Median Sold Price Last Updated: 5/31/2026	\$535,000	\$485,000 +10.31%	\$458,000 +16.81%	\$497,500 +7.54%	\$535,000 0%	\$500,000 +7%
Median List Price Last Updated: 5/31/2026	\$519,000	\$522,522 -0.67%	\$475,000 +9.26%	\$514,999 +0.78%	\$525,450 -1.23%	\$524,500 -1.05%

About this Data: Because some brokerages may choose not to include their MLS listing content within the RPR platform, the analysis contained in this report may not have been created using all the available listing data within this geographical market. Median estimated property values are generated by a valuation model and are not formal appraisals. Valuations are based on public records and MLS data where licensed. The Metrics displayed here reflect **All Residential Single Family, Condo, Townhouse and Apartment properties** data.

Market Activity

Market Activity Filters

Sort Order: Date

Maximum Properties Per Change Type: 10

Change Types: New Listings, Pending, Closed, Distressed

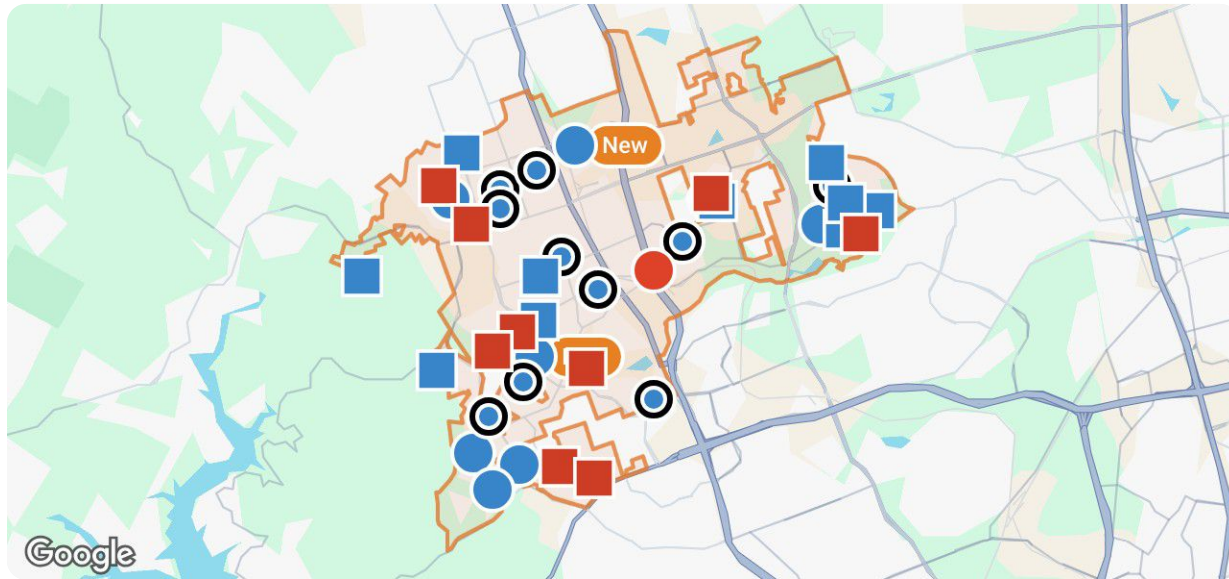
Property Types: Single Family, Condo/Townhouse/Apt

Property Features: Sale Price: Any, Lease Price: Any, Beds: Any, Baths: Any, Living Area: Any, Lot Size (acre): Any, Year Built: Any

Cedar Park, Texas

Summary

For Sale Activity in the Last 3 Months



Legend

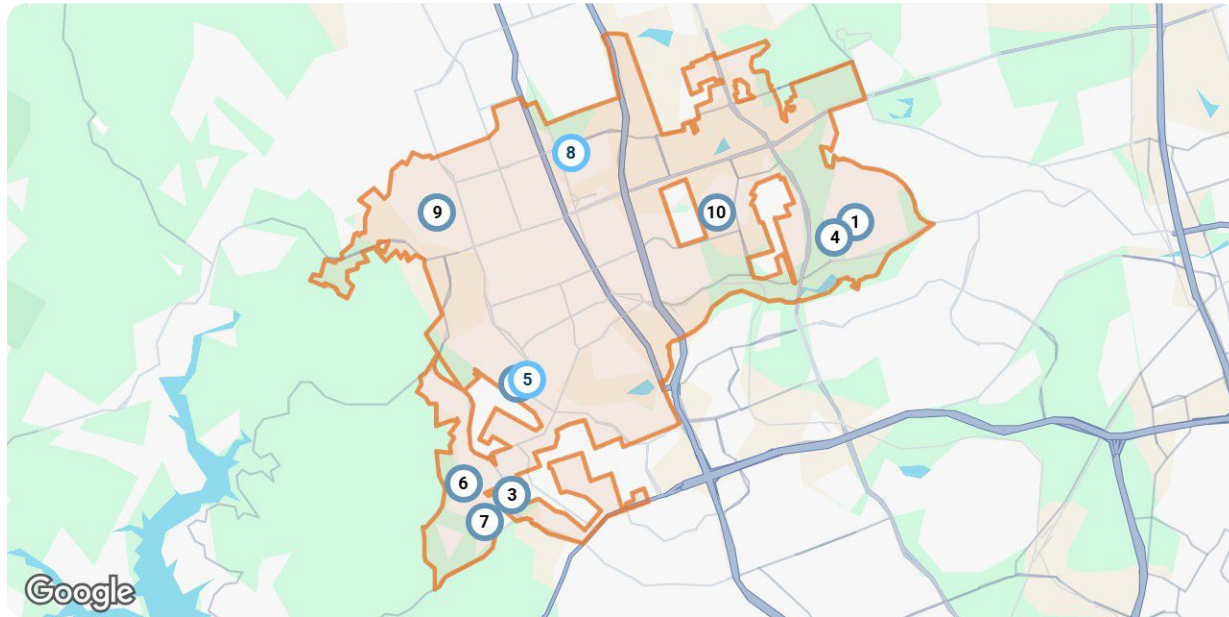
- For Sale
- For Sale Pending
- Distressed For Sale or Lease
- Recently Closed
- Distressed

	New	Pending	Closed	Distressed
Number of Properties	10	10	10	10
Lowest Listing Price / Est.Value	\$355,000	\$270,000	\$375,000	\$279,000
Median Listing Price / Est.Value	\$585,000	\$615,000	\$585,000	\$438,950
Highest Listing Price / Est.Value	\$2,095,000	\$1,199,900	\$1,100,000	\$585,000
Average Price / sqft	\$290	\$206	\$233	\$203
Median Price / sqft	\$261	\$208	\$220	\$202
Average Days in RPR	14	42	46	45
Median Days in RPR	3	37	18	45
Total Volume	\$8,745,900	\$6,408,700	\$6,140,000	\$3,952,910
Source	Listings	Listings	Public Records & Listings	Public Records & Listings

Market Activity Breakdown

New

Source: Listings



Legend

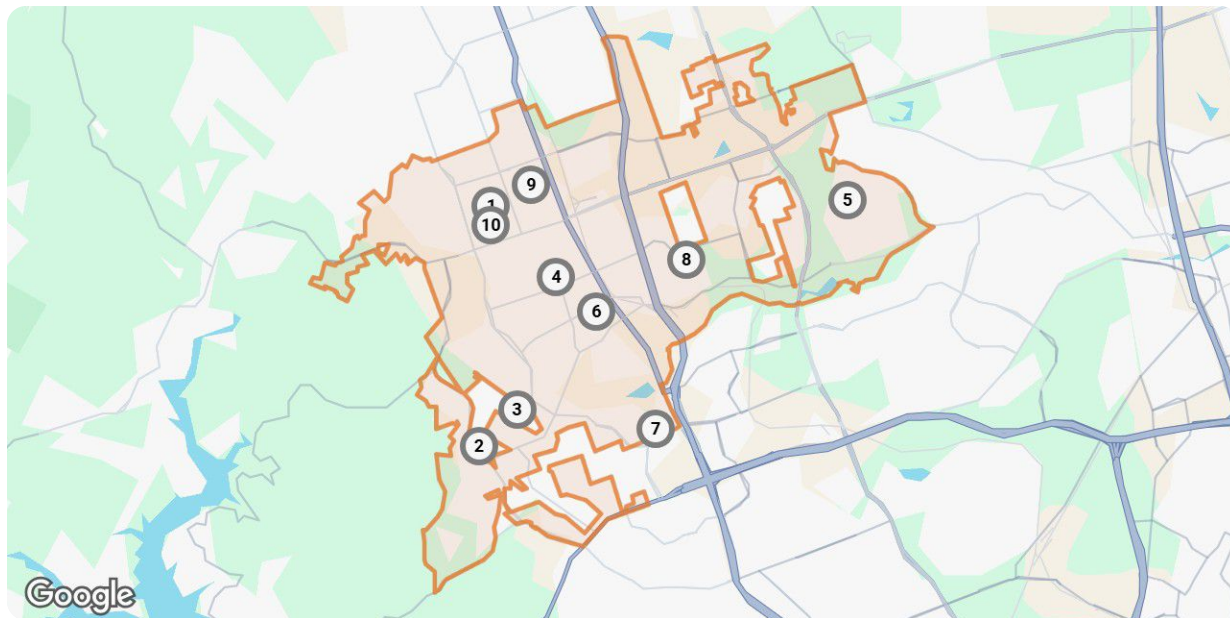
- Active For Sale
- Active Under Contract


New: 10 properties		Property Type	Beds / Baths	Living Area (sq ft)	Lot Size	Year Built	List Date / Days in RPR	List Price / \$ Per Sq Ft
1	 <p>1300 Chalk Ln Cedar Park, TX 78613 MLS ID: 6829109 ● Active / For Sale</p> <p><i>Listing Courtesy of Keller Williams Realty C. P.</i></p>	Single Family	5/4	3,535	0.28 acres	1998	6/8/2026 - days	\$595,000 \$168/sq ft
2	 <p>1802 Hollow Ridge Dr Cedar Park, TX 78613 MLS ID: 7563686 ● Active / For Sale</p> <p><i>Listing Courtesy of Austin Exclusive Realty, LLC.</i></p>	Single Family	3/2	1,424	7,536 sqft	1994	6/7/2026 1 day	\$355,000 \$249/sq ft
3	 <p>409 Summer Vista Cv Cedar Park, TX 78613 MLS ID: 2844668 ● Active / For Sale</p> <p><i>Listing Courtesy of Spyglass Realty</i></p>	Single Family	4/4	3,430	0.42 acres	2014	6/7/2026 1 day	\$950,000 \$277/sq ft
4	 <p>1202 Woodhollow Cv Cedar Park, TX 78613 MLS ID: 4750675 ● Active / For Sale</p> <p><i>Listing Courtesy of White Label Realty</i></p>	Single Family	3/2	2,016	9,762 sqft	1992	6/7/2026 1 day	\$549,900 \$273/sq ft
5	 <p>1508 Deer Ledge Trl Cedar Park, TX 78613 MLS ID: 5244664 ● Active Under Contract / For Sale</p> <p><i>Listing Courtesy of Tiffany Russell Group</i></p>	Single Family	4/3	2,615	8,799 sqft	1996	4/29/2026 40 days	\$549,000 \$210/sq ft

New: 10 properties		Property Type	Beds / Baths	Living Area (sq ft)	Lot Size	Year Built	List Date / Days in RPR	List Price / \$ Per Sq Ft
6	 <p>1701 E New Hope Dr Cedar Park, TX 78641 MLS ID: 9133429</p> <p>● Active Under Contract / For Sale</p> <p><i>Listing Courtesy of All City Real Estate Ltd. Co</i></p>	Single Family	5/3	3,000	3.73 acres	1970	4/15/2026 54 days	\$2,095,000 \$698/sq ft
7	 <p>1806 Timberwood Dr Cedar Park, TX 78613 MLS ID: 5868765</p> <p>● Active Under Contract / For Sale</p> <p><i>Listing Courtesy of TexCen Realty</i></p>	Single Family	3/2	1,622	8,712 sqft	1997	5/21/2026 18 days	\$383,000 \$236/sq ft
8	 <p>507 Alderny Rd Cedar Park, TX 78613 MLS ID: 8591513</p> <p>● Active / For Sale</p> <p><i>Listing Courtesy of HomesUSA.com</i></p>	Single Family	5/6	4,949	9,583 sqft	2026	6/5/2026 3 days	\$1,544,000 \$312/sq ft
9	 <p>4108 Bison Bnd Cedar Park, TX 78613 MLS ID: 2478985</p> <p>● Active / For Sale</p> <p><i>Listing Courtesy of Pure Realty</i></p>	Single Family	4/4	3,966	7,283 sqft	2016	6/5/2026 3 days	\$1,150,000 \$290/sq ft
10	 <p>103 County Road 180, Unit 41 Cedar Park, TX 78641 MLS ID: 1391253</p> <p>● Active / For Sale</p> <p><i>Listing Courtesy of Watters International Realty</i></p>	Single Family	4/3	3,036	8,276 sqft	2018	6/5/2026 3 days	\$575,000 \$189/sq ft

Pending

Source: Listings

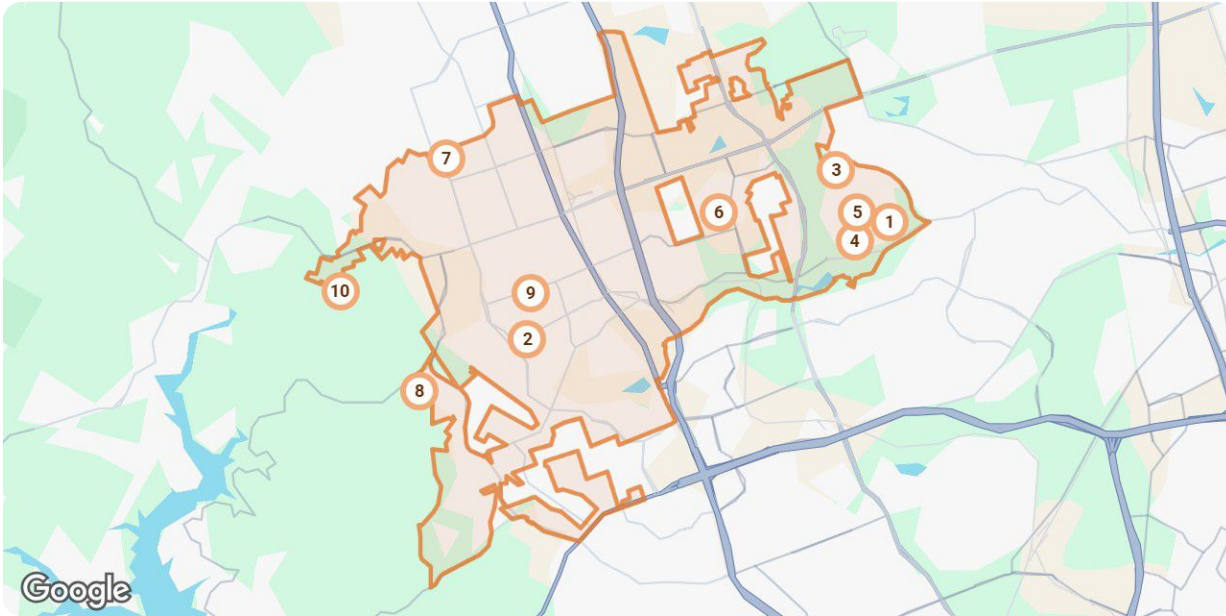


Pending: 10 properties		Property Type	Beds / Baths	Living Area (sq ft)	Lot Size / Year Built	List Date	List Price / \$ Per Sq Ft	Pending Date / Days in RPR
1	 <p>1716 Foxboro Ln Cedar Park, TX 78613 MLS ID: 9716292 🕒 Pending / For Sale</p> <p><i>Listing Courtesy of Compass RE Texas, LLC</i></p>	Single Family	4/4	3,894	0.29 acres 2012	4/17/2026	\$695,000 \$178/sq ft	6/8/2026 52 days
2	 <p>3000 Paseo De Charros Cedar Park, TX 78641 MLS ID: 1068452 🕒 Pending / For Sale</p> <p><i>Listing Courtesy of Tutor Realty</i></p>	Single Family	4/4	3,422	0.28 acres 2014	5/15/2026	\$699,900 \$205/sq ft	6/8/2026 24 days
3	 <p>118 Breakaway Rd Cedar Park, TX 78613 MLS ID: 5305153 🕒 Pending / For Sale</p> <p><i>Listing Courtesy of KWLS - T. Kerr Property Group</i></p>	Single Family	5/4	5,542	0.27 acres 2006	4/24/2026	\$824,900 \$149/sq ft	6/5/2026 42 days
4	 <p>2601 Grist Ln Cedar Park, TX 78613 MLS ID: 7067829 🕒 Pending / For Sale</p> <p><i>Listing Courtesy of Magnolia Realty Round Rock</i></p>	Single Family	3/2	1,690	9,248 sqft 1995	4/23/2026	\$380,000 \$225/sq ft	6/5/2026 43 days
5	 <p>304 Sycamore Dr Cedar Park, TX 78613 MLS ID: 9401986 🕒 Pending / For Sale</p> <p><i>Listing Courtesy of T J Lewis Real Estate</i></p>	Single Family	4/3	2,406	10,285 sqft 1986	5/5/2026	\$510,000 \$212/sq ft	6/5/2026 31 days
6	 <p>2726 Zambia Dr Cedar Park, TX 78613 MLS ID: 2669709 🕒 Pending / For Sale</p> <p><i>Listing Courtesy of Keller Williams Realty C. P.</i></p>	Single Family	4/4	3,194	10,324 sqft 2001	5/29/2026	\$895,000 \$280/sq ft	6/5/2026 7 days
7	 <p>2803 Welton Cliff Dr Cedar Park, TX 78613 MLS ID: 7932101 🕒 Pending / For Sale</p> <p><i>Listing Courtesy of eXp Realty, LLC</i></p>	Single Family	4/4	4,334	0.27 acres 2004	5/21/2026	\$1,199,900 \$277/sq ft	6/4/2026 14 days
8	 <p>1331 Fall Creek Loop Cedar Park, TX 78613 MLS ID: 5272455 🕒 Pending / For Sale</p> <p><i>Listing Courtesy of Mungia Real Estate</i></p>	Single Family	4/3	2,412	8,233 sqft 1998	5/14/2026	\$535,000 \$222/sq ft	6/3/2026 20 days
9	 <p>2900 S Lakeline Blvd, Unit 124 Cedar Park, TX 78613 MLS ID: 8639119 🕒 Pending / For Sale</p> <p><i>Listing Courtesy of Compass RE Texas, LLC</i></p>	Condo/Townhouse/Apt.	3/2	1,792	- 2004	1/5/2026	\$270,000 \$151/sq ft	6/3/2026 149 days
10	 <p>1401 Little Elm Trl, Unit 205 Cedar Park, TX 78613 MLS ID: 5872029 🕒 Pending / For Sale</p> <p><i>Listing Courtesy of Bramlett Partners</i></p>	Single Family	4/3	2,441	1,712 sqft 2015	4/22/2026	\$399,000 \$163/sq ft	6/3/2026 42 days

Cedar Park, Texas

Closed

Source: Public Records and Listings



Legend

● Closed

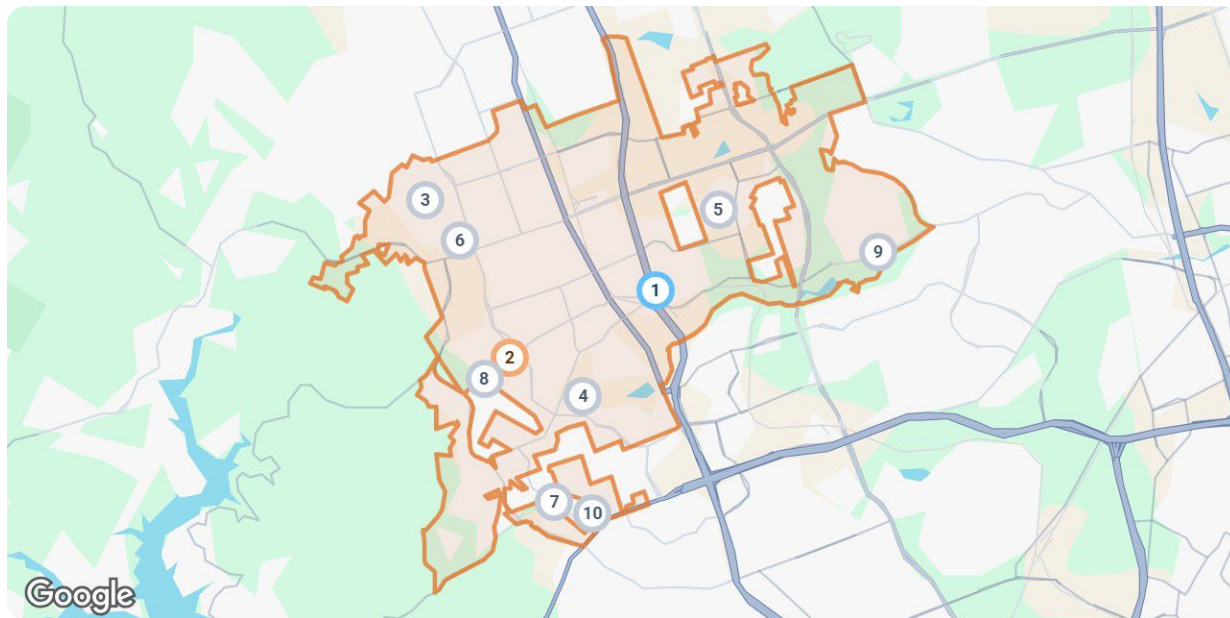
Closed: 10 properties		Property Type	Beds / Baths	Living Area (sq ft)	Lot Size / Year Built	Closed Date / Days in RPR	Closed Price / \$ Per Sq Ft	List to Sold Price %
1	 <p>2442 Madeline Loop Cedar Park, TX 78613 MLS ID: 7351728 ■ Closed / For Sale <i>Courtesy of eXp Realty, LLC</i></p>	Single Family	3/2	1,857	9,932 sqft 1998	6/8/2026 14 days	\$520,000 \$280/sq ft	↓ 5.44%
2	 <p>1715 Atlantica St Cedar Park, TX 78613 MLS ID: 2153051 ■ Closed / For Sale <i>Courtesy of Ashrock Realty</i></p>	Single Family	4/3	2,633	7,492 sqft 2017	6/5/2026 219 days	\$435,000 \$165/sq ft	↓ 1.14%
3	 <p>2201 Drue Ln Cedar Park, TX 78613 MLS ID: 3980061 ■ Closed / For Sale <i>Courtesy of Compass RE Texas, LLC</i></p>	Single Family	3/3	2,126	6,935 sqft 2000	6/5/2026 10 days	\$435,000 \$205/sq ft	↓ 3.12%
4	 <p>307 Muscovy Ln Cedar Park, TX 78613 MLS ID: 5998311 ■ Closed / For Sale <i>Courtesy of Central Metro Realty</i></p>	Single Family	4/2	2,922	10,014 sqft 2005	6/5/2026 10 days	\$655,000 \$224/sq ft	↓ 1.5%
5	 <p>2405 Narrow Valley Dr Cedar Park, TX 78613 MLS ID: 8123198 ■ Closed / For Sale <i>Courtesy of Orchard Brokerage</i></p>	Single Family	4/3	2,884	0.33 acres 2001	6/5/2026 21 days	\$610,000 \$212/sq ft	↓ 3.92%



Closed: 10 properties		Property Type	Beds / Baths	Living Area (sq ft)	Lot Size / Year Built	Closed Date / Days in RPR	Closed Price / \$ Per Sq Ft	List to Sold Price %
	 1205 Machado Rd Cedar Park, TX 78613 MLS ID: 5032133 Closed / For Sale <i>Courtesy of Orchard Brokerage</i>	Single Family	4/2	2,145	7,797 sqft 1996	6/4/2026 41 days	\$375,000 \$175/sq ft	1.32%
	 403 Paint Brush Cv Cedar Park, TX 78613 MLS ID: 5847691 Closed / For Sale <i>Courtesy of Compass RE Texas, LLC</i>	Single Family	4/3	2,600	0.28 acres 1990	6/4/2026 12 days	\$560,000 \$215/sq ft	3.9%
	 103 Walking Horse Way Cedar Park, TX 78613 MLS ID: 3366222 Closed / For Sale <i>Courtesy of Compass RE Texas, LLC</i>	Single Family	4/4	2,979	7,100 sqft 2013	6/4/2026 2 days	\$770,000 \$258/sq ft	1.32%
	 2306 Aldworth Dr Cedar Park, TX 78613 MLS ID: 4382868 Closed / For Sale <i>Courtesy of LaVache Property Group</i>	Single Family	5/5	3,780	9,601 sqft 2003	6/3/2026 78 days	\$1,100,000 \$291/sq ft	4.35%
	 3820 Brushy Creek Rd, Unit 105 Cedar Park, TX 78613 MLS ID: 6971869 Closed / For Sale <i>Courtesy of Pacesetter Properties</i>	Single Family	4/3	2,208	9,670 sqft 2020	6/3/2026 50 days	\$680,000 \$308/sq ft	2.86%

Distressed











Source: Public Records and Listings



Legend

- Active For Sale
- Closed
- Off Market, Hold, Withdrawn, Expired, or Canceled

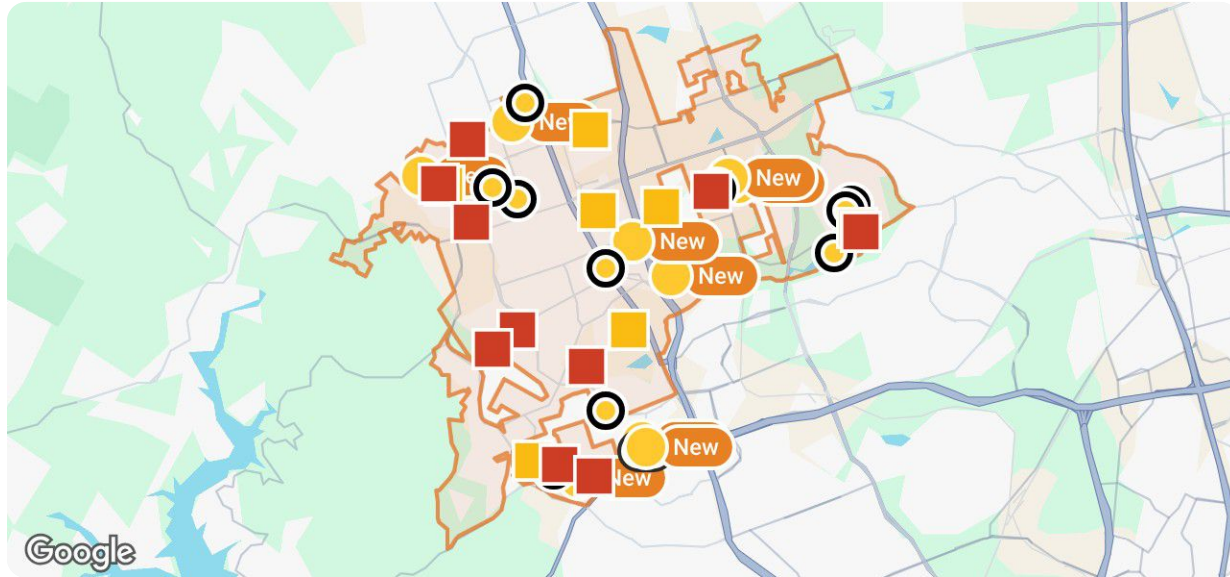
Cedar Park, Texas

Distressed: 10 properties		Property Type	Beds / Baths	Living Area (sq ft)	Lot Size / Year Built	List Date / Days in RPR	List Price / \$ Per Sq Ft	Distressed Date / Type
1	 801 Cashew Ln Cedar Park, TX 78613 MLS ID: 8626978 ● Active / For Sale <i>Listing Courtesy of ZestNest Investments, LLC</i>	Single Family	5/3	3,059	0.26 acres / 1999	4/24/2026 / 45 days	\$585,000 / \$191/sq ft	5/8/2026 / Notice of Lis Pendens
2	 1606 Buttercup Creek Blvd Cedar Park, TX 78613 ■ Closed / Public Record	Single Family	-/3	3,422	- / 2002	- / - days	- / \$211/sq ft	3/30/2026 / Notice of Foreclosure Sale
3	 1807 Killians Cv Cedar Park, TX 78613 ■ Off Market / Public Record	Single Family	-/2	2,361	- / 1998	- / - days	- / \$186/sq ft	3/12/2026 / Notice of Foreclosure Sale
4	 1900 Little Elm Trl, Apt 142 Cedar Park, TX 78613 ■ Off Market / Public Record	Condo/Townhouse/Apt.	-/2	1,330	- / 2012	- / - days	- / \$210/sq ft	4/13/2026 / Notice of Foreclosure Sale
5	 509 Clover Flat Rd Cedar Park, TX 78613 ■ Off Market / Public Record	Single Family	-/3	2,565	- / 2008	- / - days	- / \$202/sq ft	3/25/2026 / Notice of Lis Pendens
6	 1112 Jolie Ln Cedar Park, TX 78613 ■ Off Market / Public Record	Single Family	-/3	3,297	- / 1997	- / - days	- / \$147/sq ft	3/26/2026 / Notice of Foreclosure Sale
7	 3001 Pepper Grass Trl Cedar Park, TX 78613 ■ Off Market / Public Record	Single Family	3/2	1,786	10,149 sqft / 1987	- / - days	- / \$215/sq ft	3/26/2026 / Notice of Foreclosure Sale
8	 1000 Del Roy Dr Cedar Park, TX 78613 ■ Off Market / Public Record	Single Family	-/3	2,805	- / 1999	- / - days	- / \$172/sq ft	5/7/2026 / Notice of Foreclosure Sale
9	 1313 Mimosa Pass Cedar Park, TX 78613 ■ Off Market / Public Record	Single Family	-/2	1,179	- / 1986	- / - days	- / \$297/sq ft	4/16/2026 / Notice of Foreclosure Sale
10	 1405 Hawk Dr Cedar Park, TX 78613 ■ Off Market / Public Record	Single Family	-/3	2,108	- / 2002	- / - days	- / \$205/sq ft	3/26/2026 / Notice of Foreclosure Sale

Cedar Park, Texas

Summary

For Lease Activity in the Last 3 Months



Legend

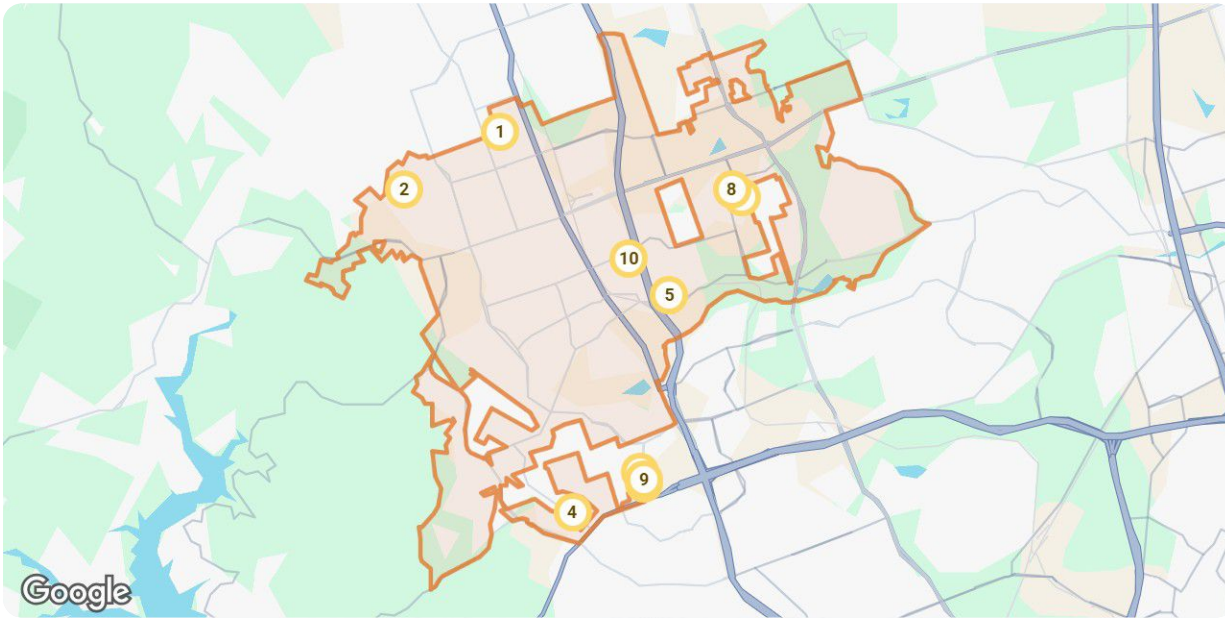
- For Lease
- For Lease Pending
- Distressed
- Recently Leased

	New	Pending	Closed	Distressed
Number of Properties	10	10	10	10
Lowest Listing Price / Est.Value	\$1,895	\$1,750	\$1,418	\$279,000
Median Listing Price / Est.Value	\$2,385	\$2,223	\$1,903	\$438,950
Highest Listing Price / Est.Value	\$3,650	\$3,200	\$3,500	\$1,221,000
Average Price / sqft	\$1	\$1	\$1	\$211
Median Price / sqft	\$1	\$1	\$1	\$205
Average Days in RPR	2	37	18	-
Median Days in RPR	2	33	8	-
Total Volume	\$24,720	\$23,095	\$21,674	\$4,588,910
Source	Listings	Listings	Public Records & Listings	Public Records & Listings

Market Activity Breakdown

New

Source: Listings



Legend

● Active For Lease

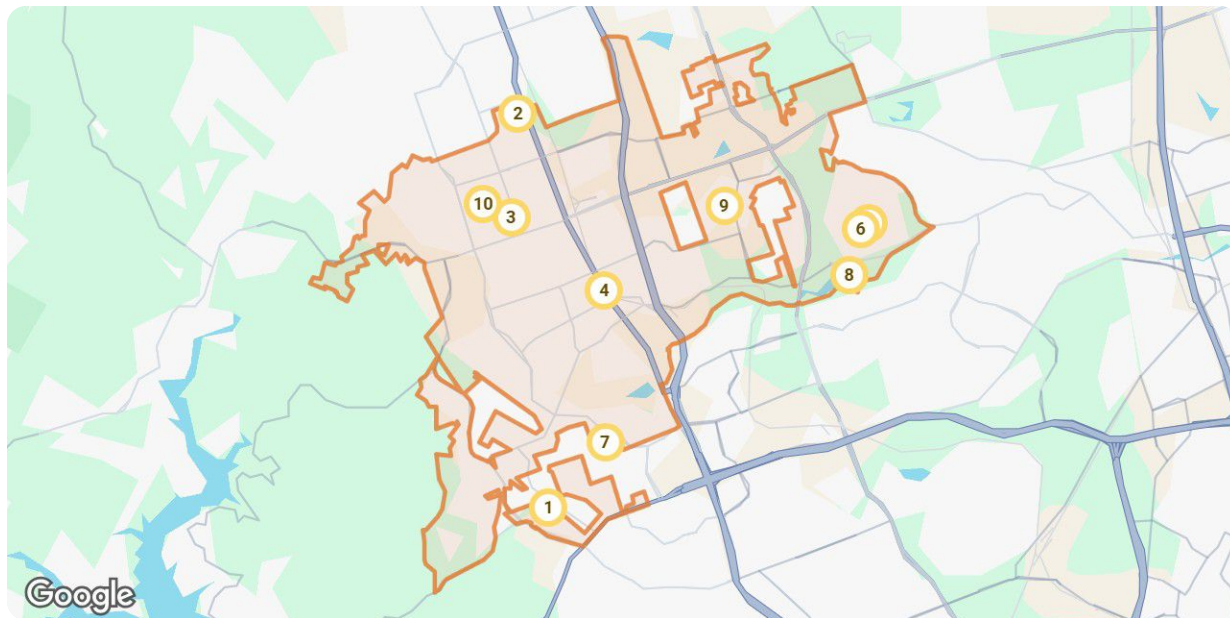
New: 10 properties		Property Type	Beds / Baths	Living Area (sq ft)	Lot Size	Year Built	List Date / Days in RPR	List Price / \$ Per Sq Ft
1	 <p>1301 Black Cherry Dr Cedar Park, TX 78613 MLS ID: 6963063 ● Active / For Lease</p> <p><i>Courtesy of Talley Real Estate</i></p>	Single Family	3/2	1,500	0.3 acres	1986	6/8/2026 - days	\$2,050 mo. \$1/sq ft
2	 <p>2016 Continental Pass Cedar Park, TX 78613 MLS ID: 3369699 ● Active / For Lease</p> <p><i>Courtesy of Progress Residential Property Management</i></p>	Single Family	3/3	2,188	5,776 sqft	2001	6/8/2026 - days	\$2,165 mo. \$1/sq ft
3	 <p>2200 Larston Ln Cedar Park, TX 78613 MLS ID: 4118142 ● Active / For Lease</p> <p><i>Courtesy of Casa Dulce Realty</i></p>	Single Family	3/2	1,279	7,405 sqft	1995	6/8/2026 - days	\$1,895 mo. \$1/sq ft
4	 <p>1201 Del Roy Dr Cedar Park, TX 78613 MLS ID: 8122950 ● Active / For Lease</p> <p><i>Courtesy of Hendricks Real Estate</i></p>	Single Family	4/3	2,286	7,697 sqft	2000	6/7/2026 1 day	\$2,500 mo. \$1/sq ft
5	 <p>1019 Horne Dr Cedar Park, TX 78613 MLS ID: 2127530 ● Active / For Lease</p> <p><i>Courtesy of Hendricks Real Estate</i></p>	Single Family	3/2	1,708	6,002 sqft	2005	6/7/2026 1 day	\$2,500 mo. \$1/sq ft

Cedar Park, Texas

New: 10 properties		Property Type	Beds / Baths	Living Area (sq ft)	Lot Size	Year Built	List Date / Days in RPR	List Price / \$ Per Sq Ft
	 907 Settlement Cv Cedar Park, TX 78613 MLS ID: 2498741 ● Active / For Lease <i>Courtesy of Austin Summit Group</i>	Single Family	4/3	1,845	5,662 sqft	2001	6/7/2026 1 day	\$2,095 mo. \$1/sq ft
	 911 Astoria St Cedar Park, TX 78613 MLS ID: 4254247 ● Active / For Lease <i>Courtesy of All City Real Estate Ltd. Co</i>	Single Family	4/4	3,053	7,013 sqft	2018	6/6/2026 2 days	\$3,650 mo. \$1/sq ft
	 1002 Dover Pass Cedar Park, TX 78613 MLS ID: 1549523 ● Active / For Lease <i>Courtesy of Real International Realty</i>	Single Family	3/3	2,000	6,625 sqft	1992	6/6/2026 2 days	\$2,295 mo. \$1/sq ft
	 115 Driftwood Dr Cedar Park, TX 78613 MLS ID: 7767333 ● Active / For Lease <i>Courtesy of Wisner Real Estate</i>	Single Family	4/3	2,597	7,318 sqft	2012	6/6/2026 2 days	\$3,095 mo. \$1/sq ft
	 11400 W Parmer Ln, Apt 87 Cedar Park, TX 78613 MLS ID: 4993158 ● Active / For Lease <i>Courtesy of Walzel Properties</i>	Condo/Townhouse/Apt.	4/3	2,049	-	2010	6/6/2026 2 days	\$2,475 mo. \$1/sq ft

Pending











Source: Listings



Legend

Active For Lease

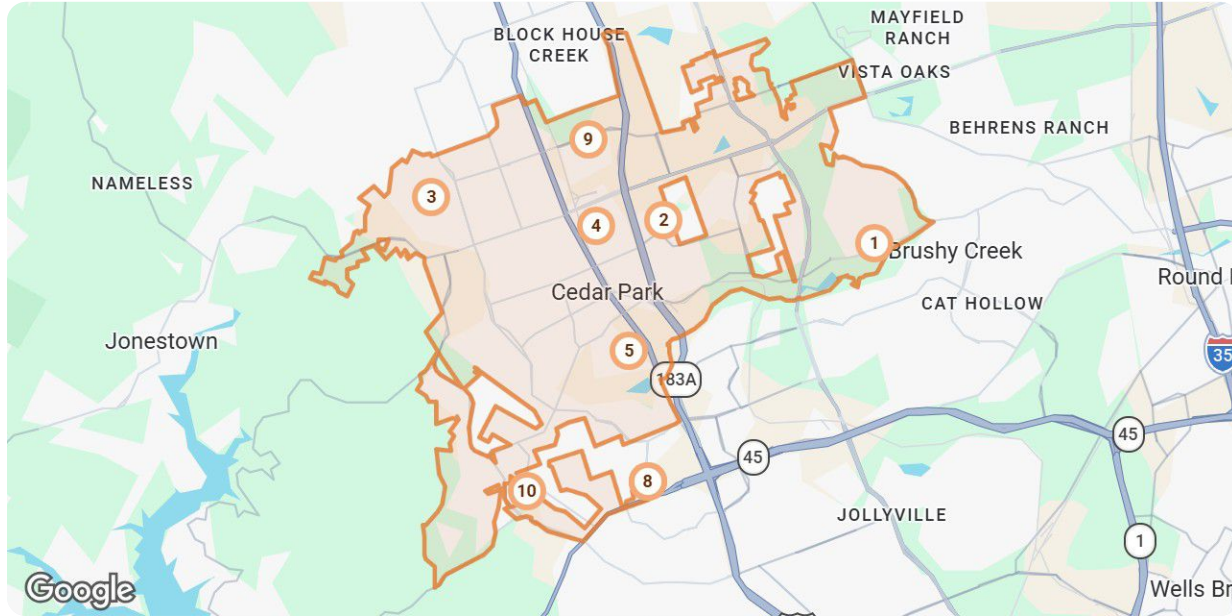


Pending: 10 properties		Property Type	Beds / Baths	Living Area (sq ft)	Lot Size / Year Built	List Date	List Price / \$ Per Sq Ft	Pending Date / Days in RPR
1	 <p>1211 Peyton Pl Cedar Park, TX 78613 MLS ID: 7529835 Pending / For Lease</p> <p><i>Courtesy of Designation Realty LLC</i></p>	Single Family	3/3	2,222	4,848 sqft 2005	5/2/2026	\$2,150 mo. \$1/sq ft	6/6/2026 35 days
2	 <p>2122 Wheaton Trl Cedar Park, TX 78613 MLS ID: 6877108 Pending / For Lease</p> <p><i>Courtesy of Property Care Group LLC</i></p>	Single Family	3/3	2,492	8,276 sqft 2000	5/31/2026	\$2,195 mo. \$1/sq ft	6/6/2026 6 days
3	 <p>1504 Fieldstone St Cedar Park, TX 78613 MLS ID: 9234857 Pending / For Lease</p> <p><i>Courtesy of Austin Landmark Prop. Services</i></p>	Single Family	5/4	3,891	9,496 sqft 2007	6/1/2026	\$3,200 mo. \$1/sq ft	6/5/2026 4 days
4	 <p>2604 Peach Tree Ln Cedar Park, TX 78613 MLS ID: 7656643 Pending / For Lease</p> <p><i>Courtesy of eXp Realty, LLC</i></p>	Single Family	3/2	1,273	0.25 acres 2001	2/10/2026	\$1,750 mo. \$1/sq ft	6/5/2026 115 days
5	 <p>1808 Sand Creek Rd Cedar Park, TX 78613 MLS ID: 2542048 Pending / For Lease</p> <p><i>Courtesy of Ramendu Realty LLC</i></p>	Single Family	3/2	1,628	6,098 sqft 2009	5/16/2026	\$2,250 mo. \$1/sq ft	6/5/2026 20 days
6	 <p>1910 Summer Rain Dr Cedar Park, TX 78613 MLS ID: 7105381 Pending / For Lease</p> <p><i>Courtesy of Realty Exec. Town & Country</i></p>	Single Family	3/2	1,510	6,446 sqft 1994	5/6/2026	\$1,800 mo. \$1/sq ft	6/5/2026 30 days
7	 <p>2405 Erica Kaitlin Ln Cedar Park, TX 78613 MLS ID: 3278217 Pending / For Lease</p> <p><i>Courtesy of NEXT PAGE REALTY, LLC</i></p>	Single Family	4/3	2,502	7,405 sqft 2012	4/13/2026	\$2,500 mo. \$1/sq ft	6/4/2026 52 days
8	 <p>2304 S Lakeline Blvd, Unit 404 Cedar Park, TX 78613 MLS ID: 3031004 Pending / For Lease</p> <p><i>Courtesy of eXp Realty, LLC</i></p>	Condo/Townhouse/Apt.	3/2	1,423	- 2015	5/14/2026	\$2,250 mo. \$2/sq ft	6/4/2026 21 days
9	 <p>1909 Manada Trl Cedar Park, TX 78641 MLS ID: 6813308 Pending / For Lease</p> <p><i>Courtesy of Evergreen Properties</i></p>	Single Family	4/4	2,857	- 2009	4/25/2026	\$3,150 mo. \$1/sq ft	6/4/2026 40 days
10	 <p>1900 Little Elm Trl, Apt 89 Cedar Park, TX 78613 MLS ID: 3903065 Pending / For Lease</p> <p><i>Courtesy of Keller Williams Realty GT (WC)</i></p>	Single Family	3/3	1,552	1,001 sqft 2008	4/17/2026	\$1,850 mo. \$1/sq ft	6/3/2026 47 days

Cedar Park, Texas

Closed

Source: Public Records and Listings



Legend

● Closed

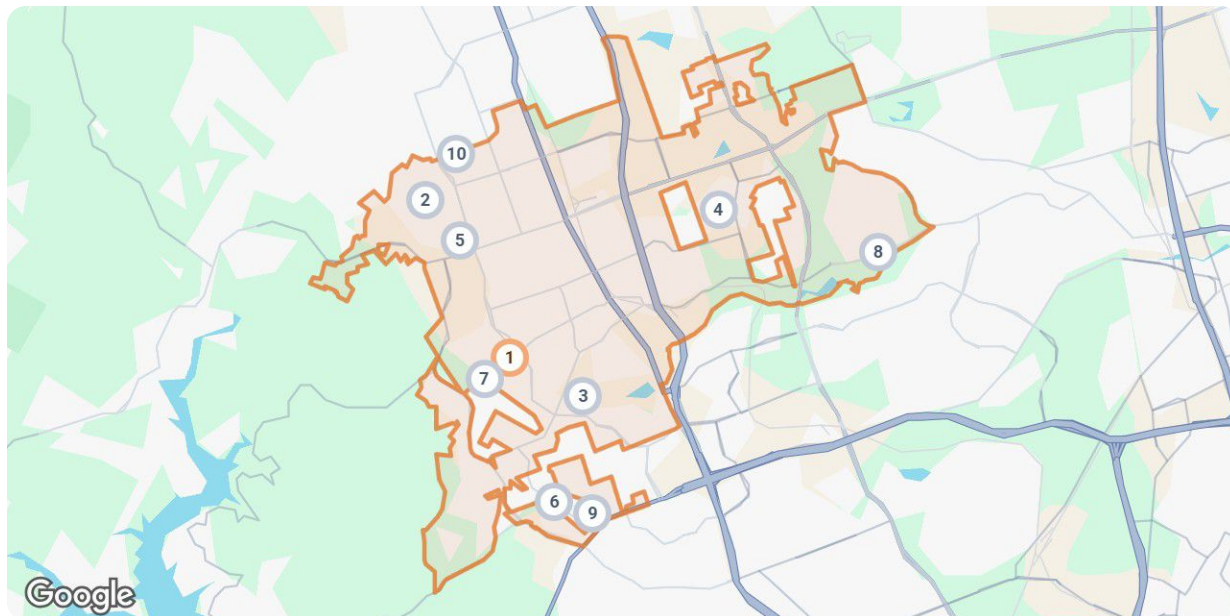
Closed: 10 properties		Property Type	Beds / Baths	Living Area (sq ft)	Lot Size / Year Built	Closed Date / Days in RPR	Closed Price / \$ Per Sq Ft	List to Sold Price %
1	 <p>12700 Ridgeline Blvd, Apt 1930 Cedar Park, TX 78613 MLS ID: 1960064 ■ Closed / For Lease</p> <p><i>Courtesy of KX Realty PLLC</i></p>	Condo/Townhouse/Apt.	2/1	953	- / 2016	6/6/2026 / 8 days	- / \$1/sq ft	-
2	 <p>3101 Birch Dr Cedar Park, TX 78613 MLS ID: 3686090 ■ Closed / For Lease</p> <p><i>Courtesy of Central Metro Realty</i></p>	Single Family	3/3	1,096	7,579 sqft / 1987	6/5/2026 / 23 days	- / \$2/sq ft	-
3	 <p>1227 Cardigan St Cedar Park, TX 78613 MLS ID: 9057744 ■ Closed / For Lease</p> <p><i>Courtesy of 360 Properties, LLC</i></p>	Single Family	3/3	1,487	5,832 sqft / 2004	6/5/2026 / 6 days	- / \$1/sq ft	-
4	 <p>4006 Gloucester Dr Cedar Park, TX 78613 MLS ID: 9022166 ■ Closed / For Lease</p> <p><i>Courtesy of Trusted Property Management</i></p>	Single Family	4/3	2,996	5,998 sqft / 2011	6/5/2026 / 11 days	- / \$1/sq ft	-
5	 <p>1900 Little Elm Trl, Apt 9 Cedar Park, TX 78613 MLS ID: 5713521 ■ Closed / For Lease</p> <p><i>Courtesy of Agent Realty</i></p>	Condo/Townhouse/Apt.	3/2	1,330	1,698 sqft / 2013	6/5/2026 / 77 days	- / \$1/sq ft	-



Closed: 10 properties		Property Type	Beds / Baths	Living Area (sq ft)	Lot Size / Year Built	Closed Date / Days in RPR	Closed Price / \$ Per Sq Ft	List to Sold Price %
	 1102 Old Mill Rd Cedar Park, TX 78613 MLS ID: 9528975 ■ Closed / For Lease <i>Courtesy of HD Realty Team</i>	Single Family	3/2	2,320	- / 1997	6/5/2026 / 34 days	- / \$2/sq ft	-
	 12700 Ridgeline Blvd, Apt 1220 Cedar Park, TX 78613 MLS ID: 8262197 ■ Closed / For Lease <i>Courtesy of KX Realty PLLC</i>	Condo/Townhouse/Apt.	2/1	1,176	- / 2016	6/5/2026 / 8 days	- / \$1/sq ft	-
	 12700 Ridgeline Blvd Cedar Park, TX 78613 MLS ID: 21283548 ■ Closed / For Lease <i>Courtesy of KX Realty PLLC</i>	Condo/Townhouse/Apt.	2/1	953	953 sqft / 2016	6/5/2026 / 8 days	- / \$1/sq ft	-
	 2007 Brook Holw Cedar Park, TX 78613 MLS ID: 6653211 ■ Closed / For Lease <i>Courtesy of Austin Landmark Prop. Services</i>	Single Family	3/2	1,249	7,405 sqft / 1993	6/4/2026 / 5 days	- / \$1/sq ft	-
	 203 Gaspar Bnd Cedar Park, TX 78613 MLS ID: 9465570 ■ Closed / For Lease <i>Courtesy of Pure Realty</i>	Single Family	4/3	2,396	6,642 sqft / 2012	6/4/2026 / 3 days	- / \$1/sq ft	-

Distressed











Source: Public Records and Listings



Legend

- Closed
- Off Market, Hold, Withdrawn, Expired, or Canceled

Cedar Park, Texas

Distressed: 10 properties		Property Type	Beds / Baths	Living Area (sq ft)	Lot Size / Year Built	List Date / Days in RPR	List Price / \$ Per Sq Ft	Distressed Date / Type
1	 <p>1606 Buttercup Creek Blvd Cedar Park, TX 78613 ■ Closed / Public Record</p>	Single Family	-/3	3,422	- 2002	- - days	- \$211/sq ft	3/30/2026 Notice of Foreclosure Sale
2	 <p>1807 Killians Cv Cedar Park, TX 78613 ■ Off Market / Public Record</p>	Single Family	-/2	2,361	- 1998	- - days	- \$186/sq ft	3/12/2026 Notice of Foreclosure Sale
3	 <p>1900 Little Elm Trl, Apt 142 Cedar Park, TX 78613 ■ Off Market / Public Record</p>	Condo/Townhouse/Apt.	-/2	1,330	- 2012	- - days	- \$210/sq ft	4/13/2026 Notice of Foreclosure Sale
4	 <p>509 Clover Flat Rd Cedar Park, TX 78613 ■ Off Market / Public Record</p>	Single Family	-/3	2,565	- 2008	- - days	- \$202/sq ft	3/25/2026 Notice of Lis Pendens
5	 <p>1112 Jolie Ln Cedar Park, TX 78613 ■ Off Market / Public Record</p>	Single Family	-/3	3,297	- 1997	- - days	- \$147/sq ft	3/26/2026 Notice of Foreclosure Sale
6	 <p>3001 Pepper Grass Trl Cedar Park, TX 78613 ■ Off Market / Public Record</p>	Single Family	3/2	1,786	10,149 sqft 1987	- - days	- \$215/sq ft	3/26/2026 Notice of Foreclosure Sale
7	 <p>1000 Del Roy Dr Cedar Park, TX 78613 ■ Off Market / Public Record</p>	Single Family	-/3	2,805	- 1999	- - days	- \$172/sq ft	5/7/2026 Notice of Foreclosure Sale
8	 <p>1313 Mimosa Pass Cedar Park, TX 78613 ■ Off Market / Public Record</p>	Single Family	-/2	1,179	- 1986	- - days	- \$297/sq ft	4/16/2026 Notice of Foreclosure Sale
9	 <p>1405 Hawk Dr Cedar Park, TX 78613 ■ Off Market / Public Record</p>	Single Family	-/3	2,108	- 2002	- - days	- \$205/sq ft	3/26/2026 Notice of Foreclosure Sale
10	 <p>302 Raging River Rd Cedar Park, TX 78613 ■ Off Market / Public Record</p>	Single Family	-/4	4,656	- 2014	- - days	- \$262/sq ft	3/11/2026 Notice of Lis Pendens

Cedar Park, Texas

About RPR

- RPR® is the nation's largest property database, exclusively for REALTORS®. It empowers REALTORS® to help buyers and sellers make informed decisions, backed by a real estate database covering more than 160 million residential and commercial properties in the United States.
- RPR is a wholly owned subsidiary of the National Association of REALTORS® and a member benefit to REALTORS®.
- RPR's data sources range from MLSs and county-level tax and assessment offices, to the U.S. Census and FEMA, to specialty data set providers such as Esri (consumer data), Niche (school information) and Precisely (geographic boundaries).

Learn More

For more information about RPR, please visit RPR's public website: <https://blog.narrpr.com>



RPR®

