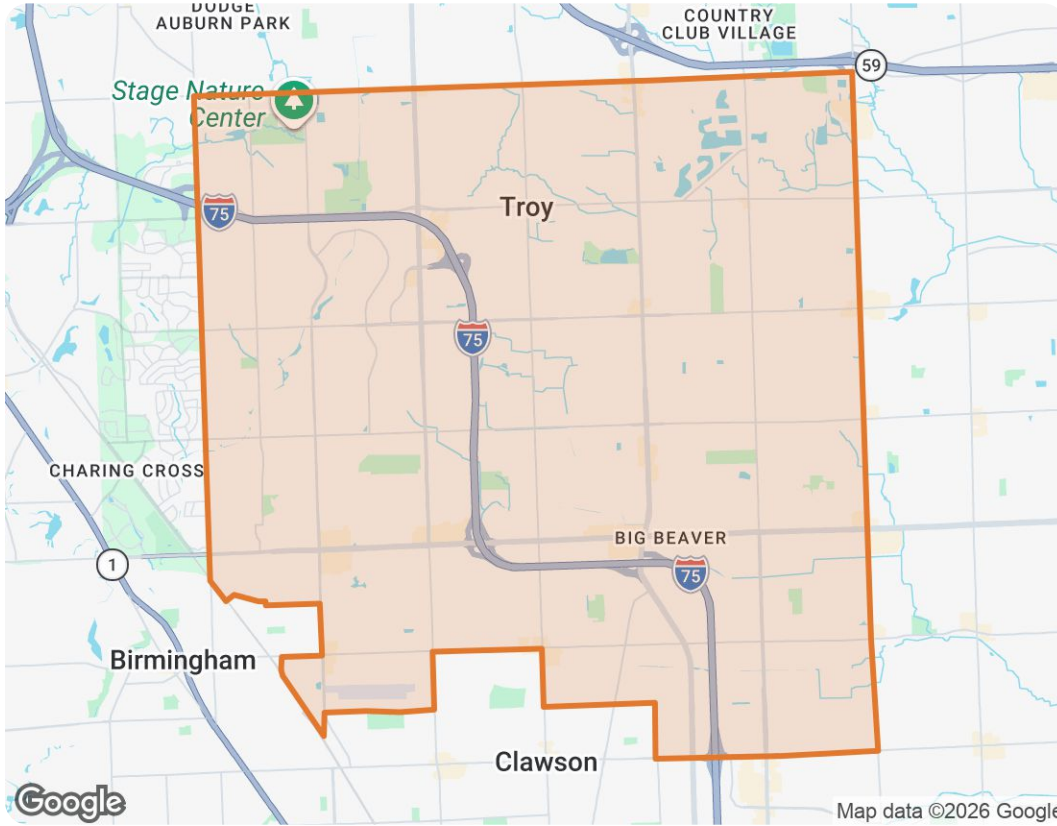


## Troy, Michigan



*The biggest buyer rebates and lowest selling fees in real estate – without sacrificing full-service support, 7 days a week.*

ShopProp Licensed CA, WA, HI, AZ, MI, TX, VA, CO

📞 Office (888) 821-0556

✉️ team@shopprop.com

🌐 www.shopprop.com

# Shop|Prop

ShopProp Inc.

# Troy, Michigan

## Market Trends

### Market Trends for Troy, Michigan

Single Family + Condo/Townhouse/Apt.

**May 2026**

**Market Type**

**Seller's Market**

Balanced Market

Buyer's Market

**Key Details**

<p>Months of Inventory</p> <p><b>1.85</b></p> <p>↑ 3.93% MoM</p>	<p>Sold to List Price %</p> <p><b>100.8%</b></p> <p>↑ 0.51% MoM</p>	<p>Median Days in RPR</p> <p><b>10</b></p> <p>↓ 28.57% MoM</p>	<p>Median Sold Price</p> <p><b>\$487,950</b></p> <p>↑ 15.35% MoM</p>
--	---	--	--

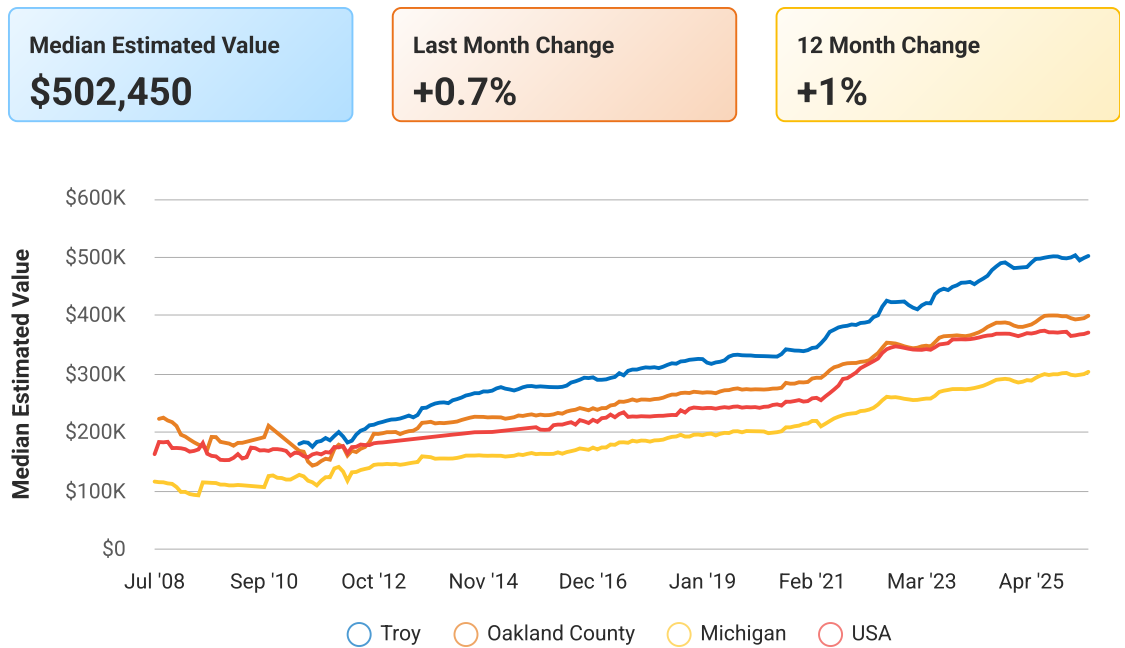
### May 2026 Median Estimated Property Value

Single Family + Condo/Townhouse/Apt.

This graphic displays property estimates for a market area and a subject property, where one has been selected. Estimated property values are generated by a valuation model and are not formal appraisals.

Source: Public records, and MLS sources where licensed

Update Frequency: Monthly



# Troy, Michigan

## May 2026 Active Listings

### Troy, Michigan

Single Family + Condo/Townhouse/Apt.

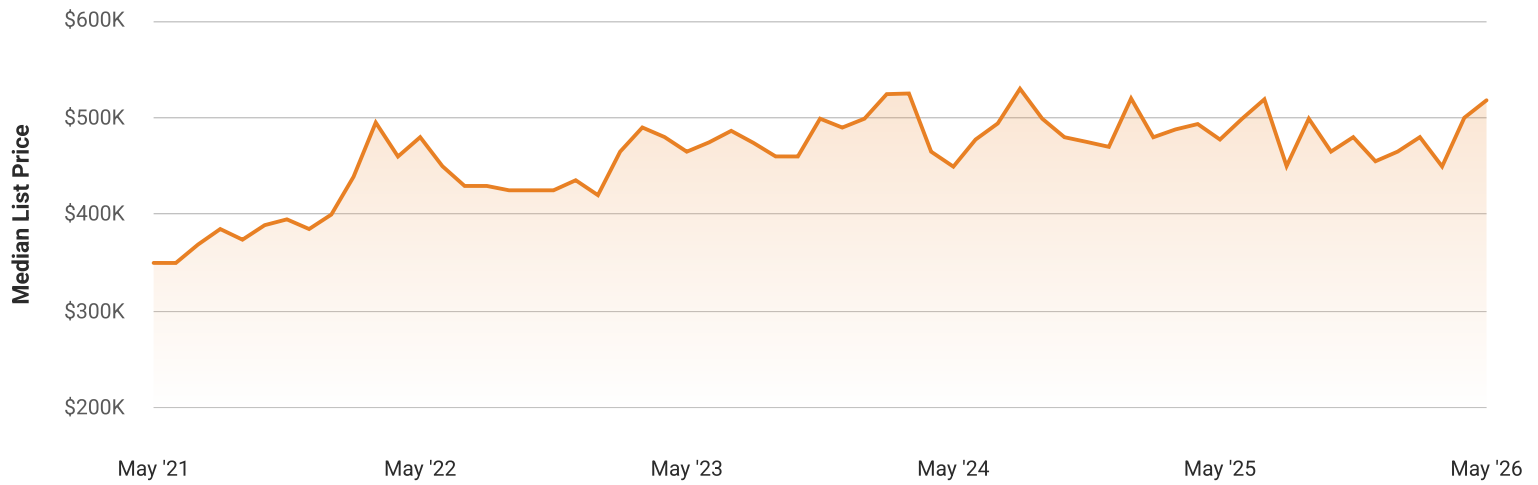
This graphic summarizes key statistics for properties that were in an active status on the last day of each month. RPR uses list date and a derived pending date to determine if the listing was active on the last day of the month. An end-of-month snapshot of active listings helps to understand inventory levels, price points and duration on the market.

Source: Listing sources

Update Frequency: Monthly

**Median List Price - \$518,000**

↑ 3.6% Month over Month



# Troy, Michigan

## May 2026 Sold Listings

### Troy, Michigan

Single Family + Condo/Townhouse/Apt.

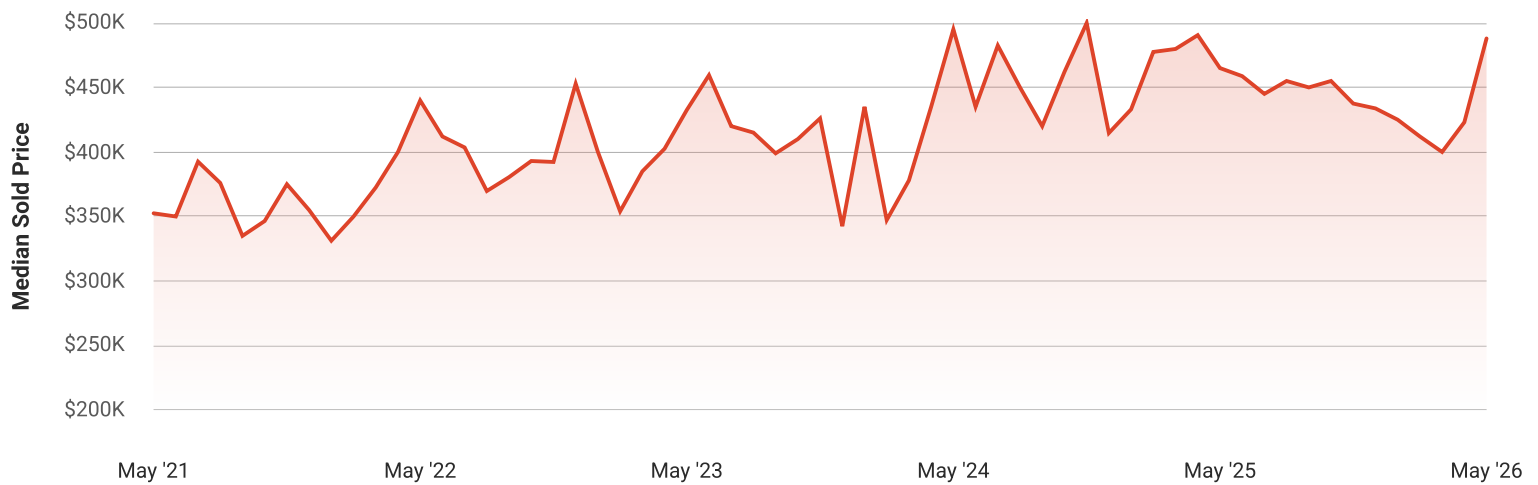
This graphic summarizes key statistics for properties that sold each month. RPR uses a derived sold date to determine when a property moved into a sold status within the given month. These statistics are important for understanding the price points on sold properties as well as the difference between the list price and sold price, which reveals whether buyers are paying over or under the asking price.

Source: Listing sources

Update Frequency: Monthly

**Median Sold Price - \$487,950**

↑ 15.4% Month over Month



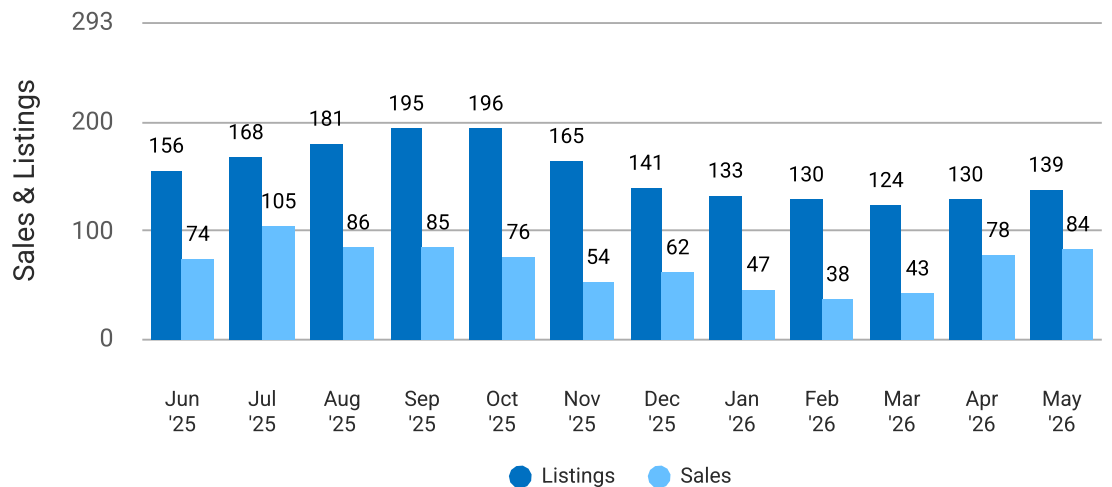
## Total Sales and Active Listings in Troy, Michigan

Single Family + Condo/Townhouse/Apt.

This graph compares the number of sales with the number of active listings in the local market.

Source: MLS data where licensed

Update Frequency: Monthly



# Troy, Michigan

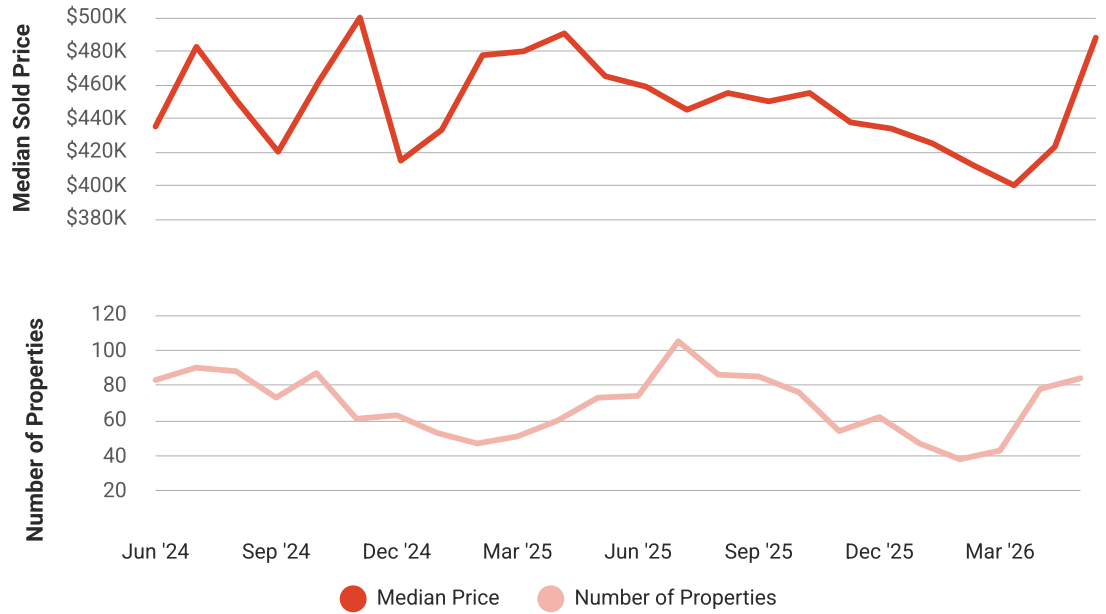
## Median Sold Price vs Sold Listings in Troy, Michigan

Single Family + Condo/Townhouse/Apt.

This chart compares the trend of median sold price and number of sold listings for the given location.

Source: Listing Data

Update Frequency: Monthly



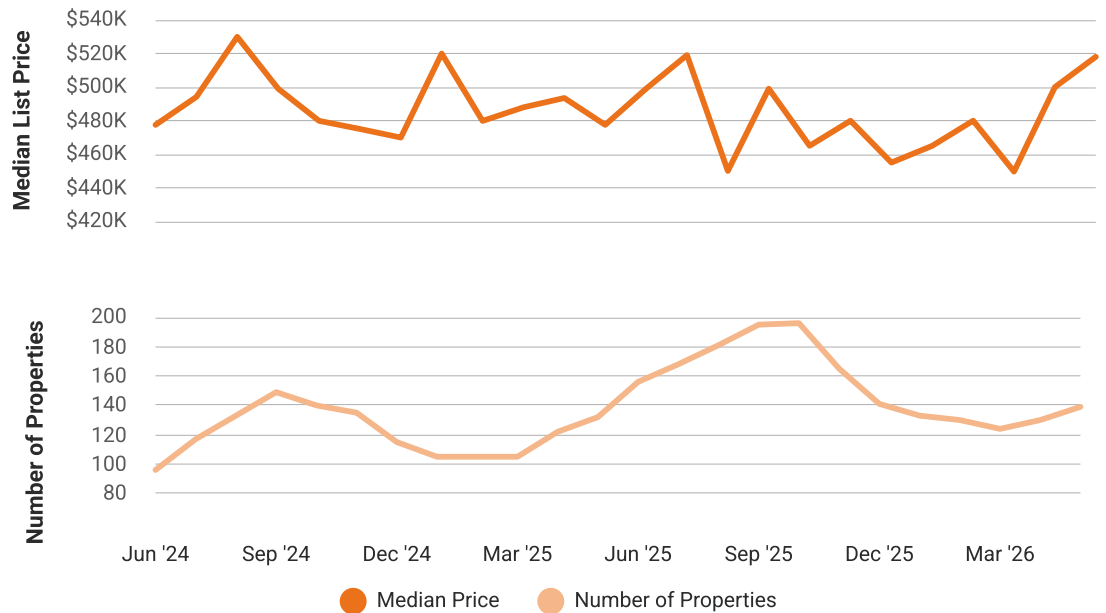
## Median List Price vs Active Listings in Troy, Michigan

Single Family + Condo/Townhouse/Apt.

This chart compares the trend of median list price and number of active properties for the given location.

Source: Listing Data

Update Frequency: Monthly



# Troy, Michigan

## Market Snapshot

### Value and Price Changes

	Current	Last Month	Last 3 Months	Last 12 Months	Last 24 Months	Last 36 Months
<b>Median Est. Property Value</b> Last Updated: 5/31/2026	\$502,450	\$499,060 <b>+0.68%</b>	\$503,550 <b>-0.22%</b>	\$497,430 <b>+1.01%</b>	\$463,680 <b>+8.36%</b>	\$421,350 <b>+19.25%</b>
<b>Median Sold Price</b> Last Updated: 5/31/2026	\$487,950	\$423,000 <b>+15.35%</b>	\$412,000 <b>+18.43%</b>	\$465,000 <b>+4.94%</b>	\$495,000 <b>-1.42%</b>	\$432,500 <b>+12.82%</b>
<b>Median List Price</b> Last Updated: 5/31/2026	\$518,000	\$499,950 <b>+3.61%</b>	\$479,950 <b>+7.93%</b>	\$477,450 <b>+8.49%</b>	\$449,450 <b>+15.25%</b>	\$464,900 <b>+11.42%</b>

**About this Data:** Because some brokerages may choose not to include their MLS listing content within the RPR platform, the analysis contained in this report may not have been created using all the available listing data within this geographical market.  
 Median estimated property values are generated by a valuation model and are not formal appraisals. Valuations are based on public records and MLS data where licensed. The Metrics displayed here reflect **All Residential Single Family, Condo, Townhouse and Apartment properties** data.

## Market Activity

### Market Activity Filters

Sort Order: Date

Maximum Properties Per Change Type: 10

Change Types: New Listings, Pending, Closed, Distressed

Property Types: Single Family, Condo/Townhouse/Apt

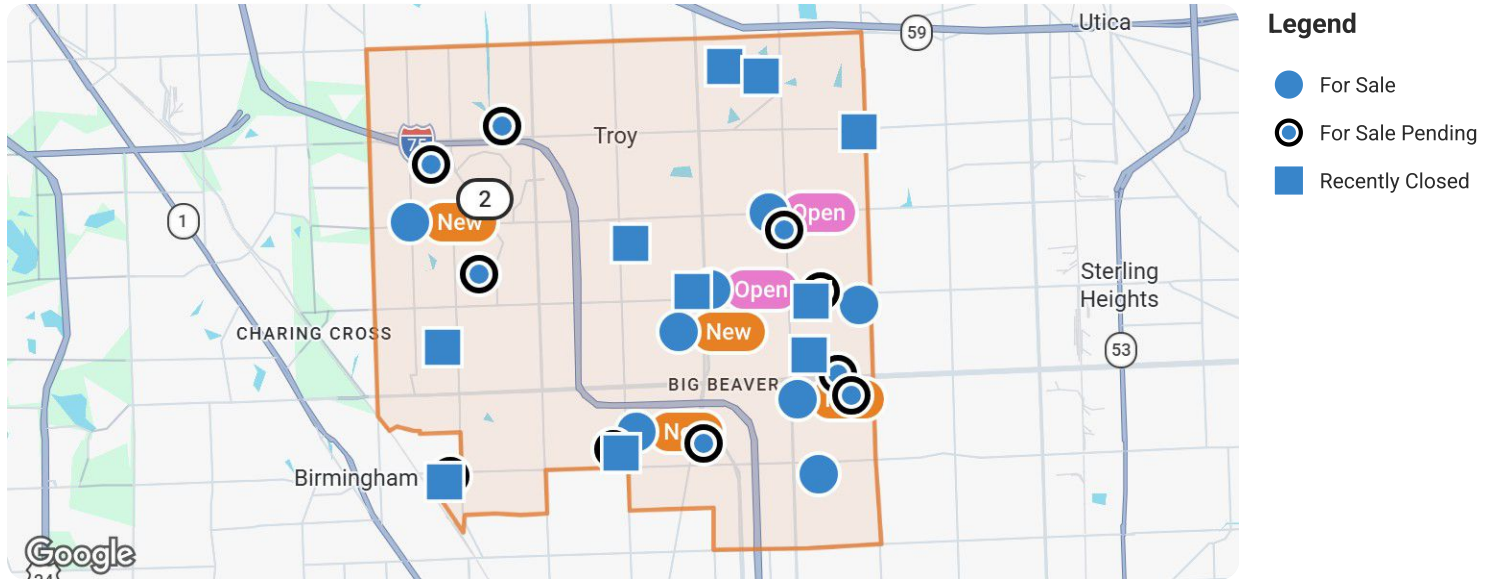
Property Features: Sale Price: Any, Lease Price: Any, Beds: Any, Baths: Any, Living Area: Any, Lot Size (acre): Any, Year Built: Any



# Troy, Michigan

## Summary

For Sale Activity in the Last 3 Months



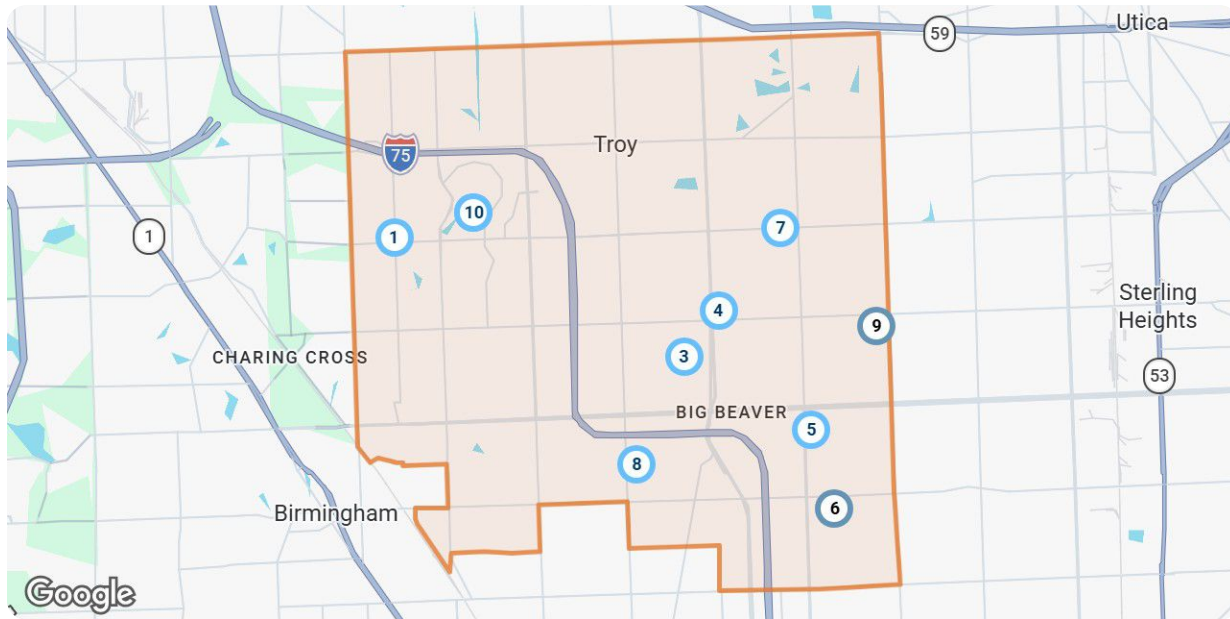
	New	Pending	Closed
Number of Properties	10	10	10
Lowest Listing Price / Est.Value	\$219,000	\$295,000	\$235,000
Median Listing Price / Est.Value	\$444,900	\$489,000	\$475,000
Highest Listing Price / Est.Value	\$3,995,000	\$1,150,000	\$790,000
Average Price / sqft	\$263	\$256	\$230
Median Price / sqft	\$235	\$256	\$249
Average Days in RPR	6	13	-
Median Days in RPR	1	7	-
Total Volume	\$7,796,800	\$5,724,800	\$4,886,000
Source	Listings	Listings	Public Records & Listings

# Troy, Michigan

## Market Activity Breakdown





### New

Source: Listings






#### Legend

- Active For Sale
- Active Under Contract

New: 10 properties		Property Type	Beds / Baths	Living Area (sq ft)	Lot Size	Year Built	List Date / Days in RPR	List Price / \$ Per Sq Ft
<span style="border: 1px solid blue; border-radius: 50%; padding: 2px;">1</span>	 <p><b>5051 Beach Rd</b> Troy, MI 48098 MLS ID: 20261041586 <span style="color: blue;">●</span> Active / For Sale</p> <p><i>Listing Courtesy of Signature Sotheby's International Realty Bham</i></p>	Single Family	5/6	7,700	3.72 acres	2015	6/5/2026 1 day	\$3,995,000 \$519/sq ft
<span style="border: 1px solid blue; border-radius: 50%; padding: 2px;">2</span>	 <p><b>1798 Brentwood Dr</b> Troy, MI 48098 MLS ID: 20261041879 <span style="color: blue;">●</span> Active / For Sale</p> <p><i>Listing Courtesy of Powell Real Estate</i></p>	Condo/Townhouse/Apt.	3/3	1,404	1 acre	1971	6/5/2026 1 day	\$355,000 \$253/sq ft
<span style="border: 1px solid blue; border-radius: 50%; padding: 2px;">3</span>	 <p><b>570 Hidden Ridge Dr</b> Troy, MI 48083 MLS ID: 20261041706 <span style="color: blue;">●</span> Active / For Sale</p> <p><i>Listing Courtesy of Michigan First Realty LLC</i></p>	Single Family	3/2	1,264	0.29 acres	1983	6/5/2026 1 day	\$449,900 \$356/sq ft
<span style="border: 1px solid blue; border-radius: 50%; padding: 2px;">4</span>	 <p><b>1031 Maya Ct</b> Troy, MI 48085 MLS ID: 20261041902 <span style="color: blue;">●</span> Active / For Sale</p> <p><i>Listing Courtesy of Atlas Real Estate</i></p>	Condo/Townhouse/Apt.	3/3	1,855	-	2002	6/5/2026 1 day	\$450,000 \$243/sq ft
<span style="border: 1px solid blue; border-radius: 50%; padding: 2px;">5</span>	 <p><b>2718 Roundtree Dr</b> Troy, MI 48083 MLS ID: 50210348 <span style="color: blue;">●</span> Active / For Sale</p> <p><i>Listing Courtesy of Real Estate One Inc-Shelby</i></p>	Condo/Townhouse/Apt.	3/2	1,107	1 acre	1973	6/5/2026 1 day	\$219,000 \$198/sq ft

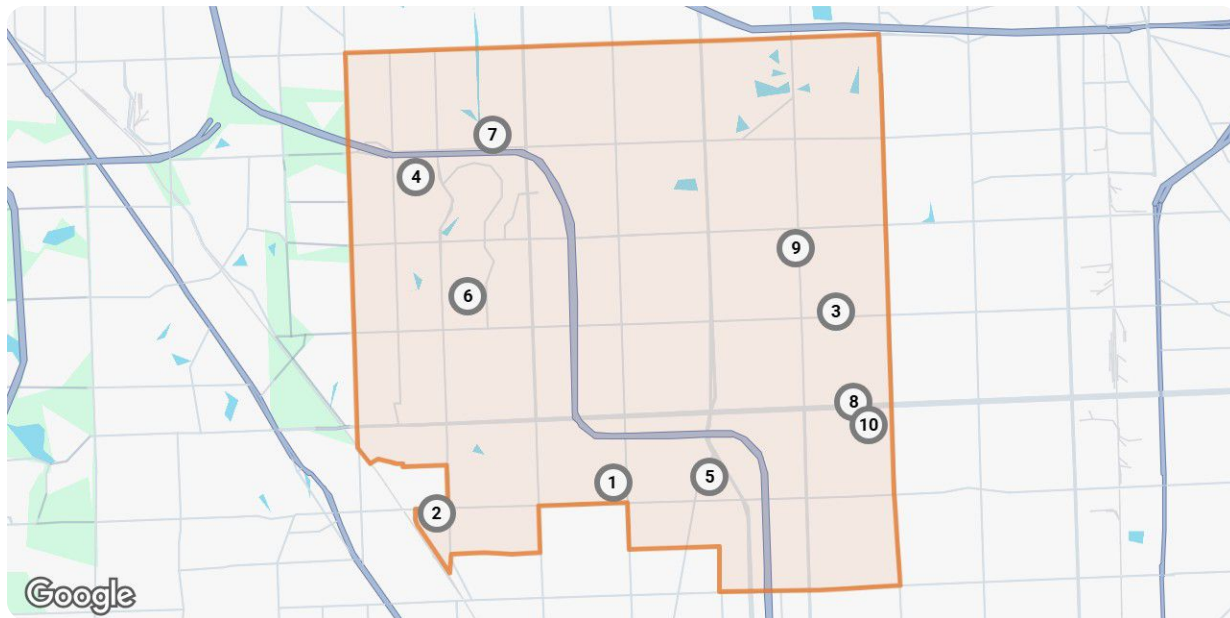


# Troy, Michigan

New: 10 properties		Property Type	Beds / Baths	Living Area (sq ft)	Lot Size	Year Built	List Date / Days in RPR	List Price / \$ Per Sq Ft
<b>6</b>	 <p><b>1405 Shaker Dr</b> Troy, MI 48083 MLS ID: 50205374</p> <p>● Active Under Contract / For Sale</p> <p><i>Listing Courtesy of Berkshire Hathaway HomeServices Kee Realty</i></p>	Single Family	4/2	2,752	8,276 sqft	1978	4/24/2026 43 days	\$439,900 \$160/sq ft
<b>7</b>	 <p><b>1798 Wilmet Dr</b> Troy, MI 48085 MLS ID: 20261041268</p> <p>● Active / For Sale</p> <p><i>Listing Courtesy of Good Company</i></p>	Single Family	4/3	2,551	10,018 sqft	1978	6/5/2026 1 day	\$450,000 \$176/sq ft
<b>8</b>	 <p><b>113 Alganssee Dr</b> Troy, MI 48083 MLS ID: 20261041267</p> <p>● Active / For Sale</p> <p><i>Listing Courtesy of Real Estate One-Troy</i></p>	Single Family	3/3	1,559	8,712 sqft	1994	6/4/2026 2 days	\$419,000 \$269/sq ft
<b>9</b>	 <p><b>2865 Ashbury Dr</b> Troy, MI 48083 MLS ID: 20261037551</p> <p>● Active Under Contract / For Sale</p> <p><i>Listing Courtesy of Berkshire Hathaway HomeServices Kee Realty Bham</i></p>	Single Family	4/3	3,065	10,018 sqft	2002	5/26/2026 11 days	\$700,000 \$228/sq ft
<b>10</b>	 <p><b>5177 Buckingham</b> Troy, MI 48098 MLS ID: 20261041333</p> <p>● Active / For Sale</p> <p><i>Listing Courtesy of The Agency Hall &amp; Hunter</i></p>	Condo/Townhouse/Apt.	3/2	1,410	1 acre	1971	6/4/2026 2 days	\$319,000 \$226/sq ft

## Pending











Source: Listings



### Legend

● Pending

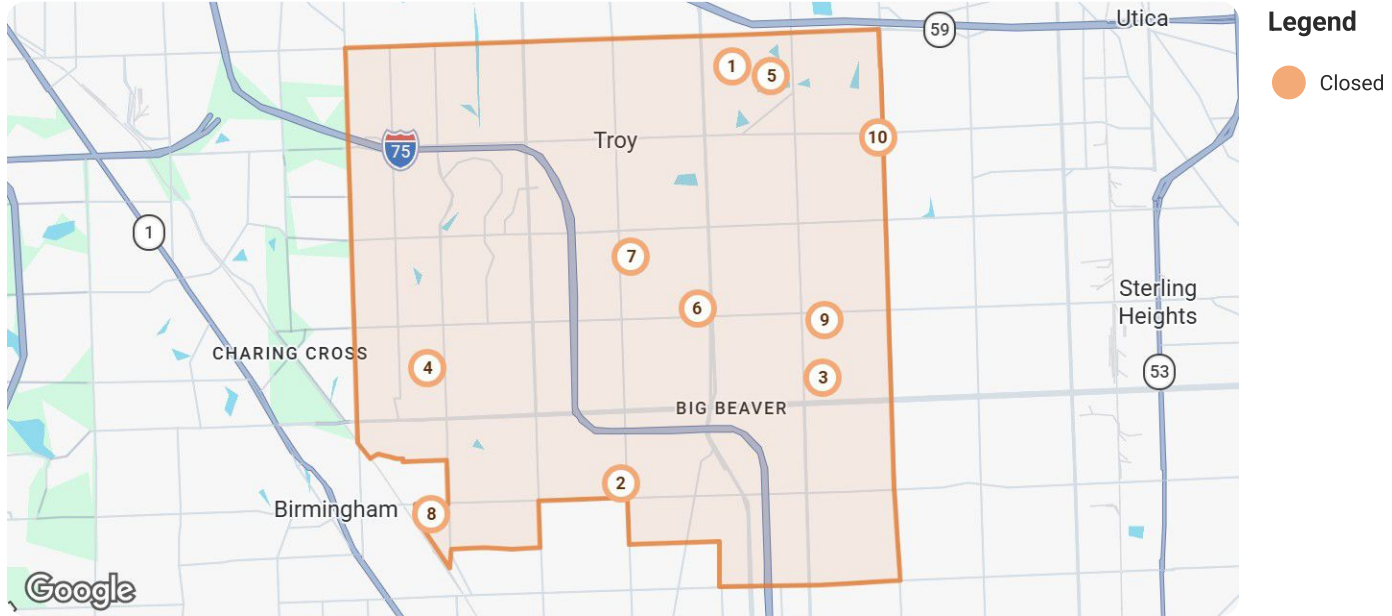


Pending: 10 properties		Property Type	Beds / Baths	Living Area (sq ft)	Lot Size / Year Built	List Date	List Price / \$ Per Sq Ft	Pending Date / Days in RPR
<b>1</b>	 <p><b>227 Biltmore Dr</b> Troy, MI 48084 MLS ID: 20261039821 Pending / For Sale</p> <p><i>Listing Courtesy of AutoCity Realty LLC</i></p>	Single Family	4/4	2,100	8,276 sqft 1999	6/1/2026	\$539,000 \$257/sq ft	6/5/2026 4 days
<b>2</b>	 <p><b>3214 Camden Dr, #Unit 28</b> Troy, MI 48084 MLS ID: 20261037305 Pending / For Sale</p> <p><i>Listing Courtesy of AutoCity Realty LLC</i></p>	Condo/Townhouse/Apt.	2/3	1,398	- 2004	5/22/2026	\$315,000 \$225/sq ft	6/3/2026 12 days
<b>3</b>	 <p><b>4061 Middlebury Dr</b> Troy, MI 48085 MLS ID: 20261032638 Pending / For Sale</p> <p><i>Listing Courtesy of Keller Williams Advantage</i></p>	Single Family	4/2	1,698	0.32 acres 1971	5/8/2026	\$439,900 \$259/sq ft	6/3/2026 26 days
<b>4</b>	 <p><b>5824 Clearview Dr</b> Troy, MI 48098 MLS ID: 20261032044 Pending / For Sale</p> <p><i>Listing Courtesy of Max Broock, REALTORS@Birmingham</i></p>	Single Family	4/5	4,128	0.42 acres 1994	5/6/2026	\$1,150,000 \$279/sq ft	6/2/2026 27 days
<b>5</b>	 <p><b>1070 Arthur Dr</b> Troy, MI 48083 MLS ID: 20261031241 Pending / For Sale</p> <p><i>Listing Courtesy of Signature Sotheby's International Realty Bham</i></p>	Single Family	4/3	2,178	7,405 sqft 2005	5/4/2026	\$460,000 \$211/sq ft	6/1/2026 28 days
<b>6</b>	 <p><b>4409 Deacon Ct</b> Troy, MI 48098 MLS ID: 20261037383 Pending / For Sale</p> <p><i>Listing Courtesy of RE/MAX First</i></p>	Single Family	4/3	2,940	0.34 acres 1988	5/26/2026	\$818,000 \$278/sq ft	6/1/2026 6 days
<b>7</b>	 <p><b>6182 Ledwin Dr</b> Troy, MI 48098 MLS ID: 20261037935 Pending / For Sale</p> <p><i>Listing Courtesy of RE/MAX First</i></p>	Single Family	3/3	1,705	0.37 acres 1982	5/26/2026	\$518,000 \$304/sq ft	6/1/2026 6 days
<b>8</b>	 <p><b>2564 Rainbow Dr</b> Troy, MI 48083 MLS ID: 20261037757 Pending / For Sale</p> <p><i>Listing Courtesy of Brookstone, Realtors LLC</i></p>	Single Family	3/2	1,606	0.26 acres 1973	5/24/2026	\$389,900 \$243/sq ft	6/1/2026 8 days
<b>9</b>	 <p><b>1977 Hazel Nut Ln</b> Troy, MI 48085 MLS ID: 20261037501 Pending / For Sale</p> <p><i>Listing Courtesy of Real Broker, LLC Troy</i></p>	Single Family	5/4	3,138	0.36 acres 2013	5/26/2026	\$800,000 \$255/sq ft	5/31/2026 5 days
<b>10</b>	 <p><b>2664 Sparta Dr</b> Troy, MI 48083 MLS ID: 20261035911 Pending / For Sale</p> <p><i>Listing Courtesy of Brookstone, Realtors LLC</i></p>	Single Family	3/1	1,175	8,712 sqft 1968	5/26/2026	\$295,000 \$251/sq ft	5/31/2026 5 days

# Troy, Michigan

## Closed





Source: Public Records and Listings



Closed: 10 properties		Property Type	Beds / Baths	Living Area (sq ft)	Lot Size / Year Built	Closed Date / Days in RPR	Closed Price / \$ Per Sq Ft	List to Sold Price %
	 <b>1245 Alameda Blvd</b> Troy, MI 48085 Closed / Public Record	Condo/Townhouse/Apt.	3/3	2,248	- / 2004	5/26/2026 - days	\$500,000 \$227/sq ft	-
	 <b>71 Cloveridge Dr</b> Troy, MI 48084 Closed / Public Record	Single Family	4/1	1,144	8,712 sqft / 1916	5/26/2026 - days	\$235,000 \$207/sq ft	-
	 <b>2265 Columbia Dr</b> Troy, MI 48083 Closed / Public Record	Single Family	3/3	2,106	8,276 sqft / 1976	5/26/2026 - days	\$350,000 \$206/sq ft	-
	 <b>2156 Kristin Dr</b> Troy, MI 48084 Closed / Public Record	Single Family	4/3	2,592	0.46 acres / 1968	5/26/2026 - days	\$665,000 \$261/sq ft	-
	 <b>1838 Lyster Ln</b> Troy, MI 48085 Closed / Public Record	Single Family	4/3	2,046	0.28 acres / 1973	5/26/2026 - days	\$510,000 \$245/sq ft	-
	 <b>4265 Renee Dr</b> Troy, MI 48085 Closed / Public Record	Single Family	4/3	2,863	9,583 sqft / 1997	5/26/2026 - days	\$790,000 \$247/sq ft	-
	 <b>134 Eckford Dr</b> Troy, MI 48085 Closed / Public Record	Single Family	3/3	2,691	0.38 acres / 1984	5/22/2026 - days	\$671,000 \$246/sq ft	-



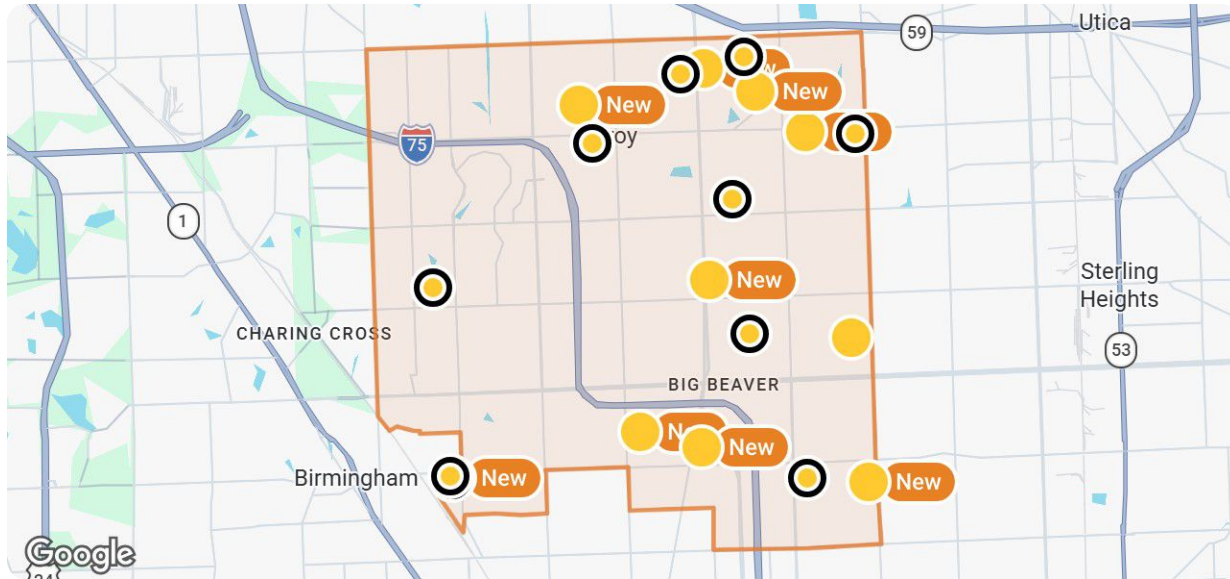
# Troy, Michigan

Closed: 10 properties		Property Type	Beds / Baths	Living Area (sq ft)	Lot Size / Year Built	Closed Date / Days in RPR	Closed Price / \$ Per Sq Ft	List to Sold Price %
	<p><b>8</b></p> <p><b>3253 Newbury Pl</b> Troy, MI 48084</p> <p> Closed / Public Record</p>	Condo/Townhouse/Apt.	2/3	1,910	- / 2002	5/22/2026 - days	\$310,000 \$184/sq ft	-
	<p><b>9</b></p> <p><b>3927 Anvil Dr</b> Troy, MI 48083</p> <p> Closed / Public Record</p>	Single Family	3/2	1,580	9,583 sqft / 1971	5/21/2026 - days	\$450,000 \$260/sq ft	-
	<p><b>10</b></p> <p><b>2934 Artemis</b> Troy, MI 48085</p> <p> Closed / Public Record</p>	Condo/Townhouse/Apt.	-/-	-	- / -	5/21/2026 - days	\$405,000 -/sq ft	-

# Troy, Michigan

## Summary

For Lease Activity in the Last 3 Months



**Legend**

- For Lease
- For Lease Pending

	New	Pending
Number of Properties	10	10
Lowest Listing Price / Est.Value	\$1,650	\$2,195
Median Listing Price / Est.Value	\$2,450	\$2,450
Highest Listing Price / Est.Value	\$3,200	\$4,250
Average Price / sqft	\$2	\$1
Median Price / sqft	\$2	\$1
Average Days in RPR	9	27
Median Days in RPR	9	17
Total Volume	\$22,994	\$26,740
Source	Listings	Listings

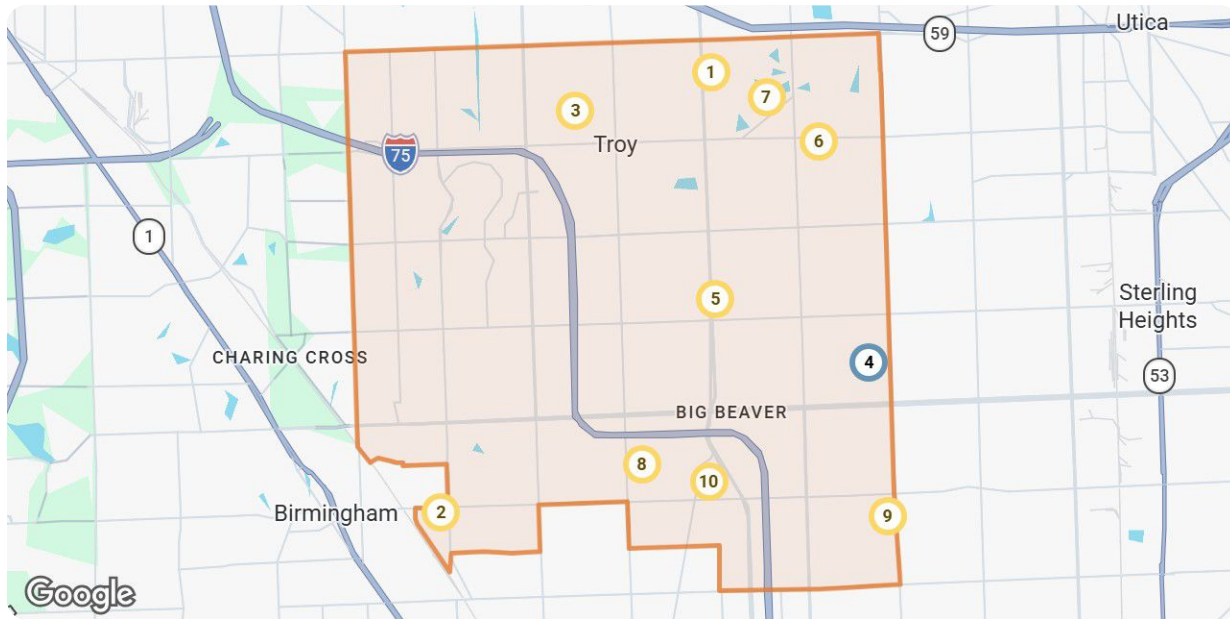


# Troy, Michigan

## Market Activity Breakdown






New

Source: Listings



### Legend

- Active For Lease
- Active Under Contract

New: 10 properties		Property Type	Beds / Baths	Living Area (sq ft)	Lot Size	Year Built	List Date / Days in RPR	List Price / \$ Per Sq Ft
<span style="border: 1px solid yellow; border-radius: 50%; padding: 2px;">1</span>	 <p><b>1151 Alameda Blvd</b> Troy, MI 48085 MLS ID: 20261041341 <span style="color: yellow;">●</span> Active / For Lease</p> <p><i>Courtesy of Real Property Management Metro Detroit</i></p>	Condo/Townhouse/Apt.	2/2	1,457	-	2004	6/4/2026 2 days	\$1,995 mo. \$1/sq ft
<span style="border: 1px solid yellow; border-radius: 50%; padding: 2px;">2</span>	 <p><b>3047 Camden Dr</b> Troy, MI 48084 MLS ID: 20261041320 <span style="color: yellow;">●</span> Active / For Lease</p> <p><i>Courtesy of Century 21 Professionals Troy</i></p>	Condo/Townhouse/Apt.	2/2	1,470	-	2003	6/4/2026 2 days	\$2,450 mo. \$2/sq ft
<span style="border: 1px solid yellow; border-radius: 50%; padding: 2px;">3</span>	 <p><b>6382 Houghten Dr</b> Troy, MI 48098 MLS ID: 20261040298 <span style="color: yellow;">●</span> Active / For Lease</p> <p><i>Courtesy of Realty Solutions of Michigan Inc</i></p>	Single Family	3/3	1,709	0.53 acres	1962	6/3/2026 3 days	\$2,950 mo. \$2/sq ft
<span style="border: 1px solid blue; border-radius: 50%; padding: 2px;">4</span>	 <p><b>2759 Winter Dr</b> Troy, MI 48083 MLS ID: 20261030807 <span style="color: yellow;">●</span> Active Under Contract / For Lease</p> <p><i>Listing Courtesy of Berkshire Hathaway HomeServices Kee Realty Clinton</i></p>	Single Family	3/2	1,232	8,712 sqft	1973	5/1/2026 36 days	\$2,750 mo. \$2/sq ft
<span style="border: 1px solid yellow; border-radius: 50%; padding: 2px;">5</span>	 <p><b>1028 Lamb Dr, #2</b> Troy, MI 48085 MLS ID: 20261038210 <span style="color: yellow;">●</span> Active / For Lease</p> <p><i>Courtesy of Mondrian Properties R E, LLC</i></p>	Condo/Townhouse/Apt.	3/3	1,847	-	2018	5/31/2026 6 days	\$3,200 mo. \$2/sq ft

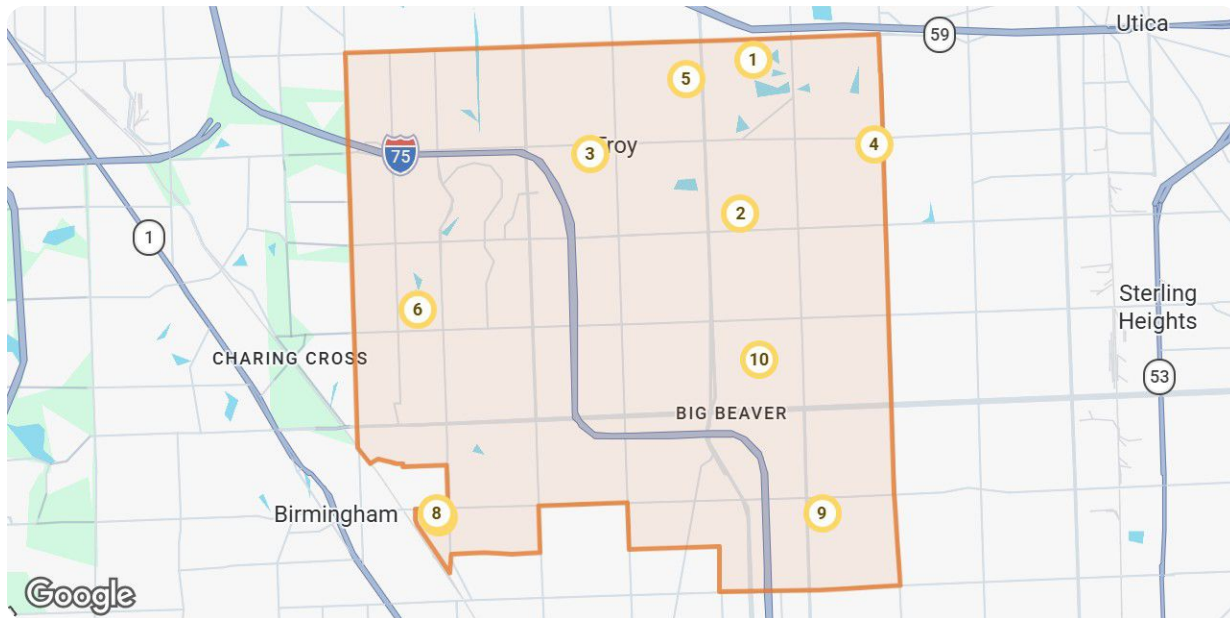


# Troy, Michigan

New: 10 properties		Property Type	Beds / Baths	Living Area (sq ft)	Lot Size	Year Built	List Date / Days in RPR	List Price / \$ Per Sq Ft
	 <p><b>5969 Slate Dr</b> Troy, MI 48085 MLS ID: 20261039278 ● Active / For Lease</p> <p><i>Courtesy of KW Metro</i></p>	Single Family	3/2	1,656	8,712 sqft	1977	5/29/2026 8 days	\$2,350 mo. \$1/sq ft
	 <p><b>1587 3 Lakes Dr</b> Troy, MI 48085 MLS ID: 20261038935 ● Active / For Lease</p> <p><i>Courtesy of RE/MAX Classic</i></p>	Single Family	3/3	2,203	0.34 acres	1969	5/28/2026 9 days	\$3,200 mo. \$1/sq ft
	 <p><b>173 Alganssee Dr</b> Troy, MI 48083 MLS ID: 20261039036 ● Active / For Lease</p> <p><i>Courtesy of Michigan Management &amp; Property Maint Inc</i></p>	Single Family	3/2	1,290	8,276 sqft	1993	5/28/2026 9 days	\$2,200 mo. \$2/sq ft
	 <p><b>2931 Wisconsin Rd</b> Troy, MI 48083 MLS ID: 20261035370 ● Active / For Lease</p> <p><i>Courtesy of Real Estate One-Troy</i></p>	Single Family	3/3	1,769	0.51 acres	1996	5/28/2026 9 days	\$2,999 mo. \$2/sq ft
	 <p><b>1064 Woodslee Dr</b> Troy, MI 48083 MLS ID: 20261038819 ● Active / For Lease</p> <p><i>Courtesy of Real Estate One-Troy</i></p>	Single Family	2/1	1,029	9,583 sqft	1956	5/28/2026 9 days	\$1,650 mo. \$2/sq ft

## Pending

Source: Listings



### Legend

 Active For Lease



Pending: 10 properties		Property Type	Beds / Baths	Living Area (sq ft)	Lot Size / Year Built	List Date	List Price / \$ Per Sq Ft	Pending Date / Days in RPR
	 <b>6710 Westpointe Dr</b> Troy, MI 48085 MLS ID: 20261040425 Pending / For Lease <i>Courtesy of Signature Sotheby's International Realty Bham</i>	Single Family	4/3	3,325	0.29 acres 1993	6/2/2026	\$4,250 mo. \$1/sq ft	6/5/2026 3 days
	 <b>5190 Babbit Dr</b> Troy, MI 48085 MLS ID: 20261034707 Pending / For Lease <i>Courtesy of Century 21 Professionals Troy</i>	Single Family	2/3	2,701	0.27 acres 1969	5/14/2026	\$2,200 mo. \$1/sq ft	6/4/2026 21 days
	 <b>5900 Wright Dr</b> Troy, MI 48098 MLS ID: 20261035224 Pending / For Lease <i>Courtesy of 21 United Realty</i>	Single Family	3/2	1,400	0.71 acres 1956	5/15/2026	\$2,400 mo. \$2/sq ft	6/4/2026 20 days
	 <b>5931 Stella</b> Troy, MI 48085 MLS ID: 20261010262 Pending / For Lease <i>Courtesy of KW Metro</i>	Condo/Townhouse/Apt.	3/4	1,650	- 2022	3/17/2026	\$2,900 mo. \$2/sq ft	5/20/2026 64 days
	 <b>842 Hannah Dr</b> Troy, MI 48085 MLS ID: 20261031435 Pending / For Lease <i>Courtesy of Market Max America</i>	Single Family	3/2	1,124	0.49 acres 1957	5/5/2026	\$2,250 mo. \$2/sq ft	5/18/2026 13 days
	 <b>4271 Brandywyne Dr</b> Troy, MI 48098 MLS ID: 20261030922 Pending / For Lease <i>Courtesy of AutoCity Realty LLC</i>	Single Family	5/3	2,348	0.41 acres 1969	5/4/2026	\$2,900 mo. \$1/sq ft	5/17/2026 13 days
	 <b>1404 Raliegth Pl</b> Troy, MI 48084 MLS ID: 20261020553 Pending / For Lease <i>Courtesy of Max Brook Realtors</i>	Condo/Townhouse/Apt.	2/2	1,384	- 2002	3/30/2026	\$2,250 mo. \$2/sq ft	5/16/2026 47 days
	 <b>3082 Camden Dr</b> Troy, MI 48084 MLS ID: 20261010873 Pending / For Lease <i>Courtesy of National Realty Centers, Inc</i>	Condo/Townhouse/Apt.	2/3	1,910	- 2003	2/21/2026	\$2,500 mo. \$1/sq ft	5/15/2026 83 days
	 <b>1344 Revere Dr</b> Troy, MI 48083 MLS ID: 20261032389 Pending / For Lease <i>Courtesy of North Bloomfield Properties</i>	Single Family	3/2	1,782	7,405 sqft 1978	5/7/2026	\$2,195 mo. \$1/sq ft	5/15/2026 8 days
	 <b>3550 Kings Point Dr</b> Troy, MI 48083 MLS ID: 26019548 Pending / For Lease <i>Courtesy of Property Marketplace</i>	Single Family	4/3	1,998	8,276 sqft 1977	4/30/2026	\$2,895 mo. \$1/sq ft	5/2/2026 2 days

## Troy, Michigan

### About RPR

- RPR® is the nation's largest property database, exclusively for REALTORS®. It empowers REALTORS® to help buyers and sellers make informed decisions, backed by a real estate database covering more than 160 million residential and commercial properties in the United States.
- RPR is a wholly owned subsidiary of the National Association of REALTORS® and a member benefit to REALTORS®.
- RPR's data sources range from MLSs and county-level tax and assessment offices, to the U.S. Census and FEMA, to specialty data set providers such as Esri (consumer data), Niche (school information) and Precisely (geographic boundaries).

### Learn More

For more information about RPR, please visit RPR's public website: <https://blog.narrpr.com>

