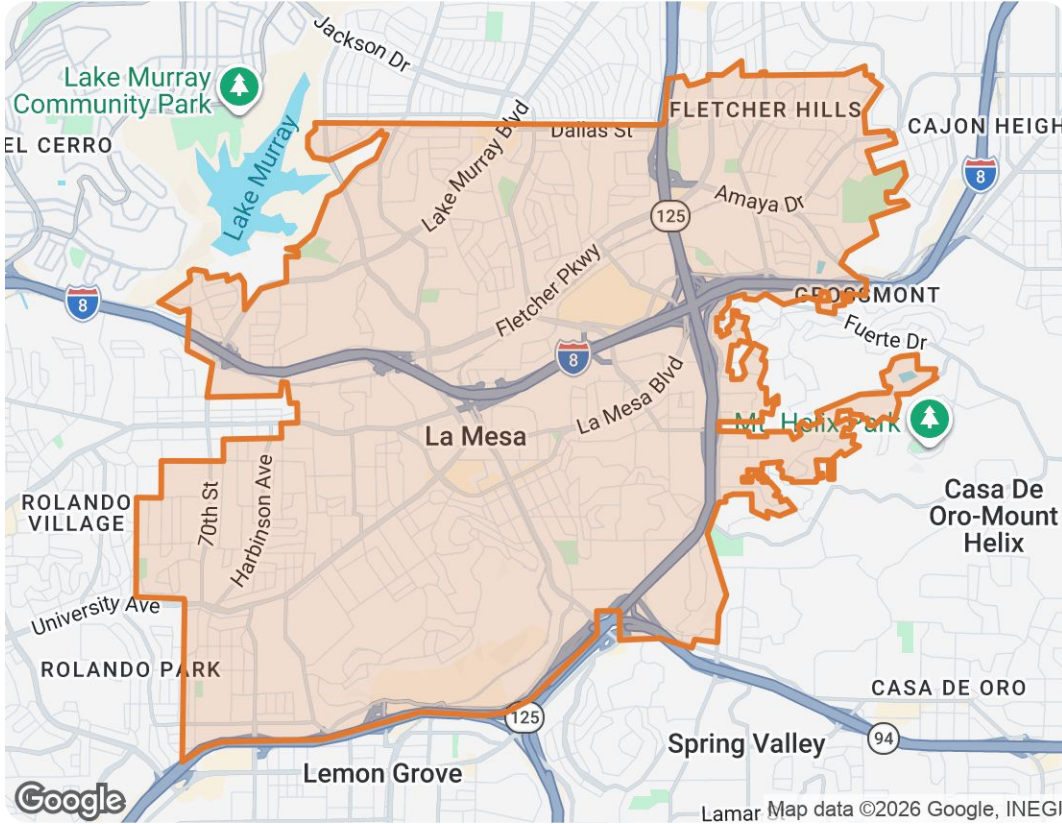


### La Mesa, California



*The biggest buyer rebates and lowest selling fees in real estate – without sacrificing full-service support, 7 days a week.*

ShopProp Licensed CA, WA, HI, AZ, MI, TX, VA, CO

📞 Office (888) 821-0556

✉️ team@shopprop.com

🌐 www.shopprop.com



ShopProp Inc.

# Market Trends

## Market Trends for La Mesa, California

Single Family + Condo/Townhouse/Apt.

**May 2026**

**Market Type**

**Seller's  
Market**

Balanced  
Market

Buyer's  
Market

**Key Details**

<p>Months of Inventory</p> <p><b>2.2</b></p> <p>↑ 2.8% MoM</p>	<p>Sold to List Price %</p> <p><b>100.9%</b></p> <p>↑ 0.96% MoM</p>	<p>Median Days in RPR</p> <p><b>18</b></p> <p>↑ 20% MoM</p>	<p>Median Sold Price</p> <p><b>\$940,000</b></p> <p>↓ 4.57% MoM</p>
--	---	---	---

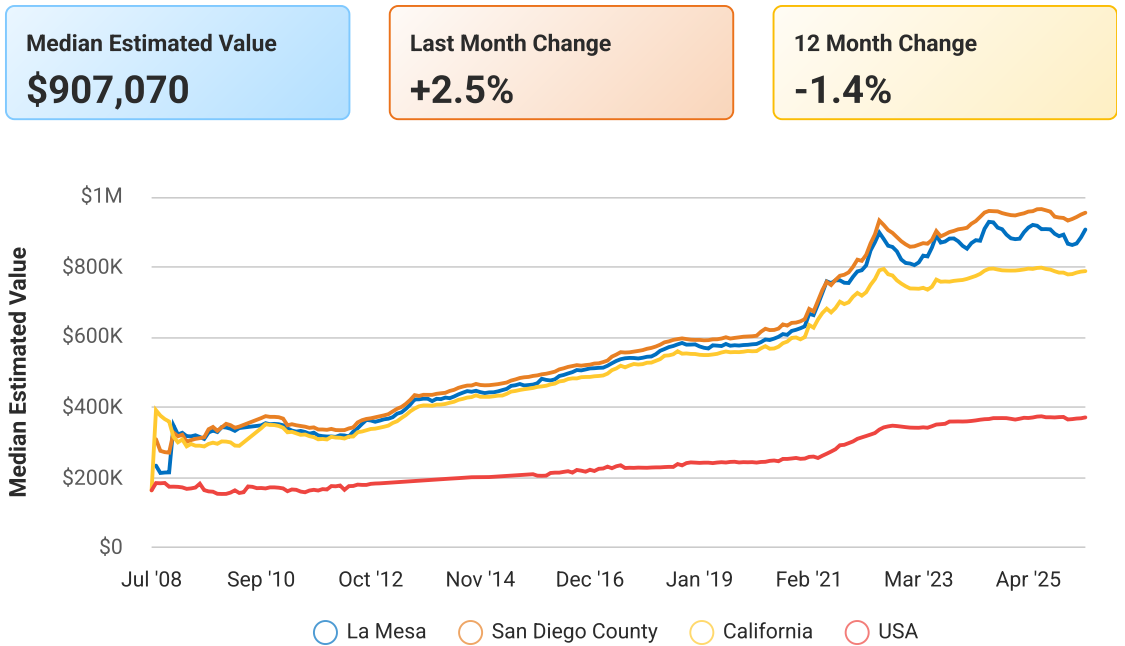
## May 2026 Median Estimated Property Value

Single Family + Condo/Townhouse/Apt.

This graphic displays property estimates for a market area and a subject property, where one has been selected. Estimated property values are generated by a valuation model and are not formal appraisals.

Source: Public records, and MLS sources where licensed

Update Frequency: Monthly



# La Mesa, California

## May 2026 Active Listings

### La Mesa, California

Single Family + Condo/Townhouse/Apt.

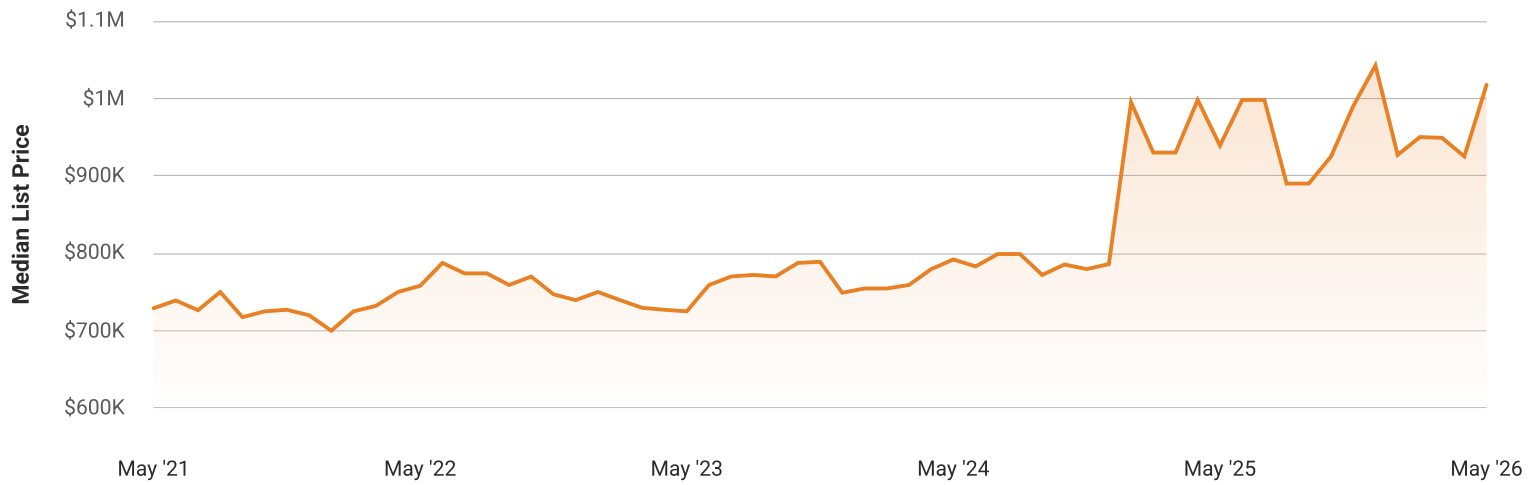
This graphic summarizes key statistics for properties that were in an active status on the last day of each month. RPR uses list date and a derived pending date to determine if the listing was active on the last day of the month. An end-of-month snapshot of active listings helps to understand inventory levels, price points and duration on the market.

Source: Listing sources

Update Frequency: Monthly

**Median List Price - \$1,017,500**

↑ 10% Month over Month



# La Mesa, California

## May 2026 Sold Listings

### La Mesa, California

Single Family + Condo/Townhouse/Apt.

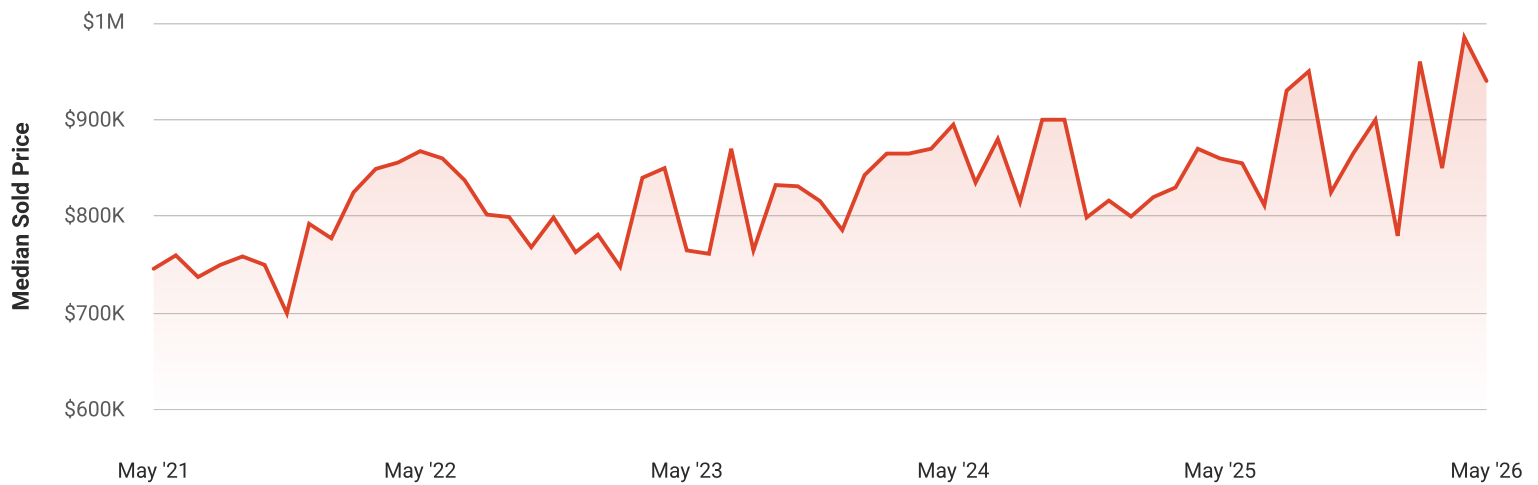
This graphic summarizes key statistics for properties that sold each month. RPR uses a derived sold date to determine when a property moved into a sold status within the given month. These statistics are important for understanding the price points on sold properties as well as the difference between the list price and sold price, which reveals whether buyers are paying over or under the asking price.

Source: Listing sources

Update Frequency: Monthly

**Median Sold Price - \$940,000**

↓ 4.6% Month over Month



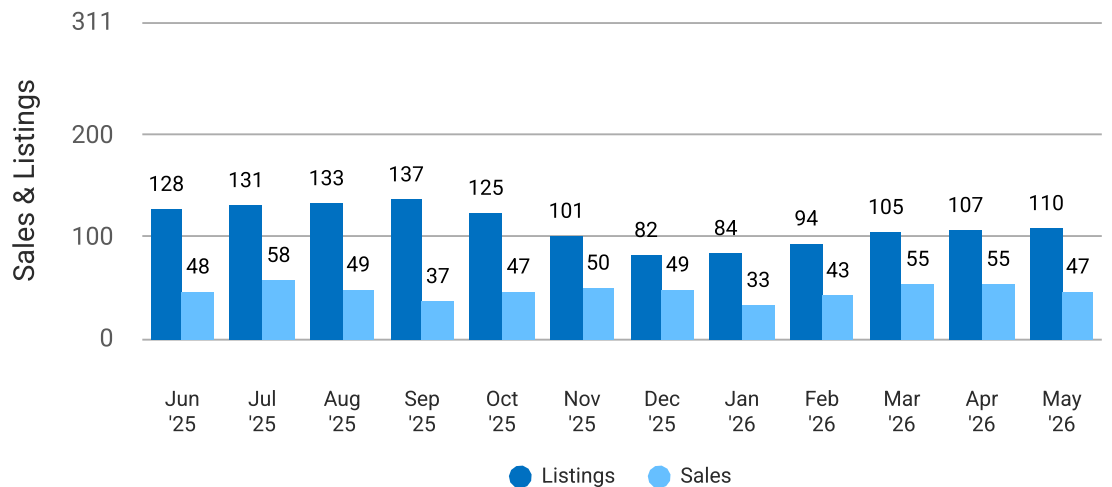
## Total Sales and Active Listings in La Mesa, California

Single Family + Condo/Townhouse/Apt.

This graph compares the number of sales with the number of active listings in the local market.

Source: MLS data where licensed

Update Frequency: Monthly



# La Mesa, California

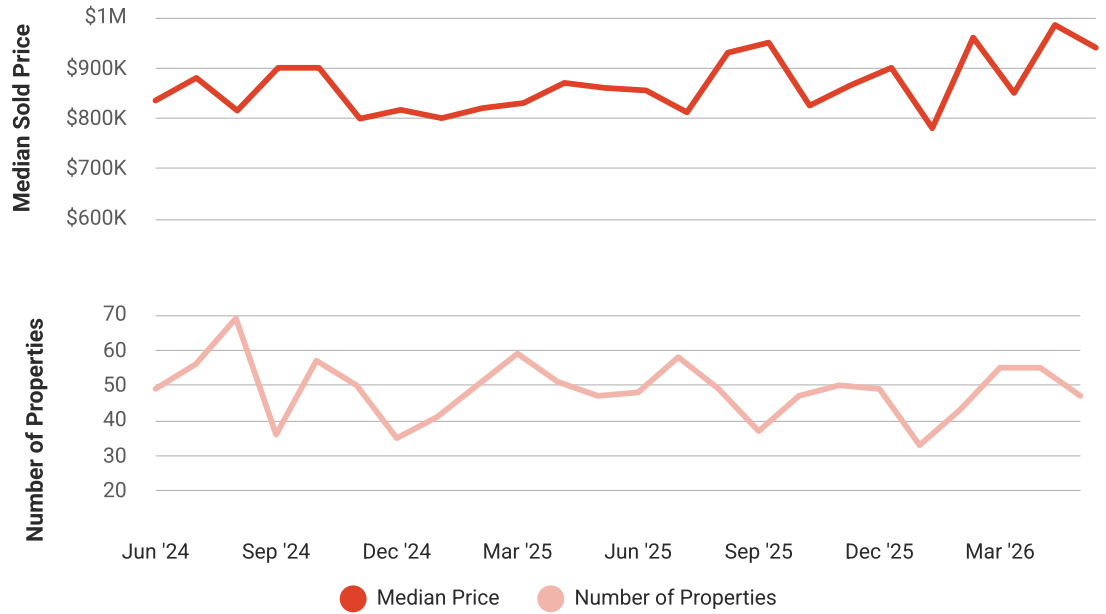
## Median Sold Price vs Sold Listings in La Mesa, California

Single Family + Condo/Townhouse/Apt.

This chart compares the trend of median sold price and number of sold listings for the given location.

Source: Listing Data

Update Frequency: Monthly



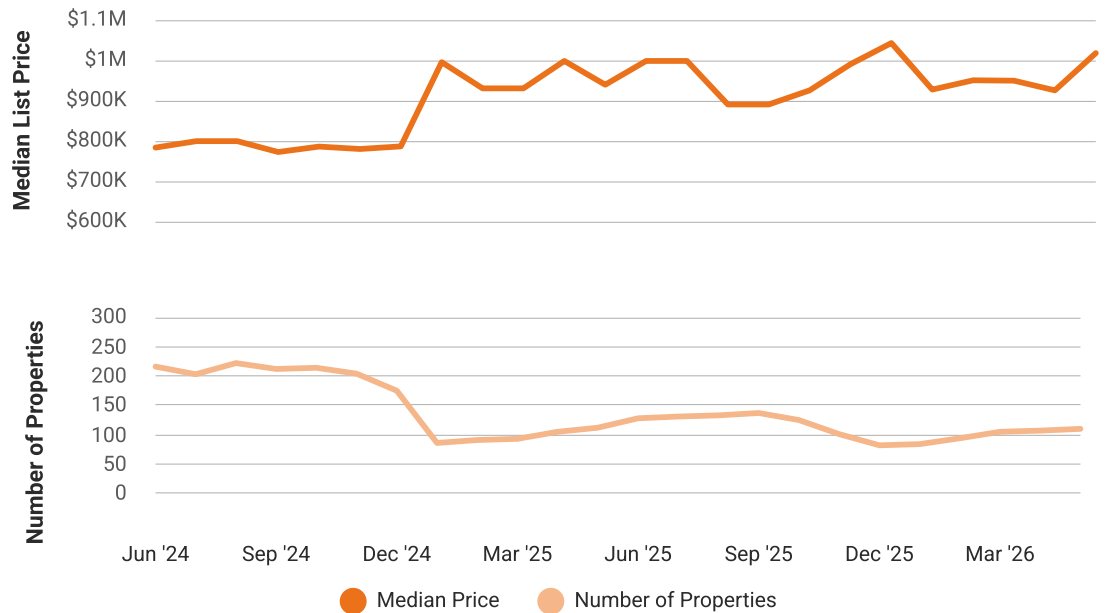
## Median List Price vs Active Listings in La Mesa, California

Single Family + Condo/Townhouse/Apt.

This chart compares the trend of median list price and number of active properties for the given location.

Source: Listing Data

Update Frequency: Monthly



# Market Snapshot

## Value and Price Changes

	Current	Last Month	Last 3 Months	Last 12 Months	Last 24 Months	Last 36 Months
<b>Median Est. Property Value</b> Last Updated: 5/31/2026	\$907,070	\$884,650 <b>+2.53%</b>	\$863,000 <b>+5.11%</b>	\$920,160 <b>-1.42%</b>	\$875,010 <b>+3.66%</b>	\$830,330 <b>+9.24%</b>
<b>Median Sold Price</b> Last Updated: 5/31/2026	\$940,000	\$985,000 <b>-4.57%</b>	\$960,000 <b>-2.08%</b>	\$860,000 <b>+9.3%</b>	\$895,000 <b>+5.03%</b>	\$765,000 <b>+22.88%</b>
<b>Median List Price</b> Last Updated: 5/31/2026	\$1,017,500	\$925,000 <b>+10%</b>	\$950,000 <b>+7.11%</b>	\$939,000 <b>+8.36%</b>	\$792,000 <b>+28.47%</b>	\$725,000 <b>+40.34%</b>

**About this Data:** Because some brokerages may choose not to include their MLS listing content within the RPR platform, the analysis contained in this report may not have been created using all the available listing data within this geographical market.  
 Median estimated property values are generated by a valuation model and are not formal appraisals. Valuations are based on public records and MLS data where licensed. The Metrics displayed here reflect **All Residential Single Family, Condo, Townhouse and Apartment properties** data.

# Market Activity

### Market Activity Filters

Sort Order: Date

Maximum Properties Per Change Type: 10

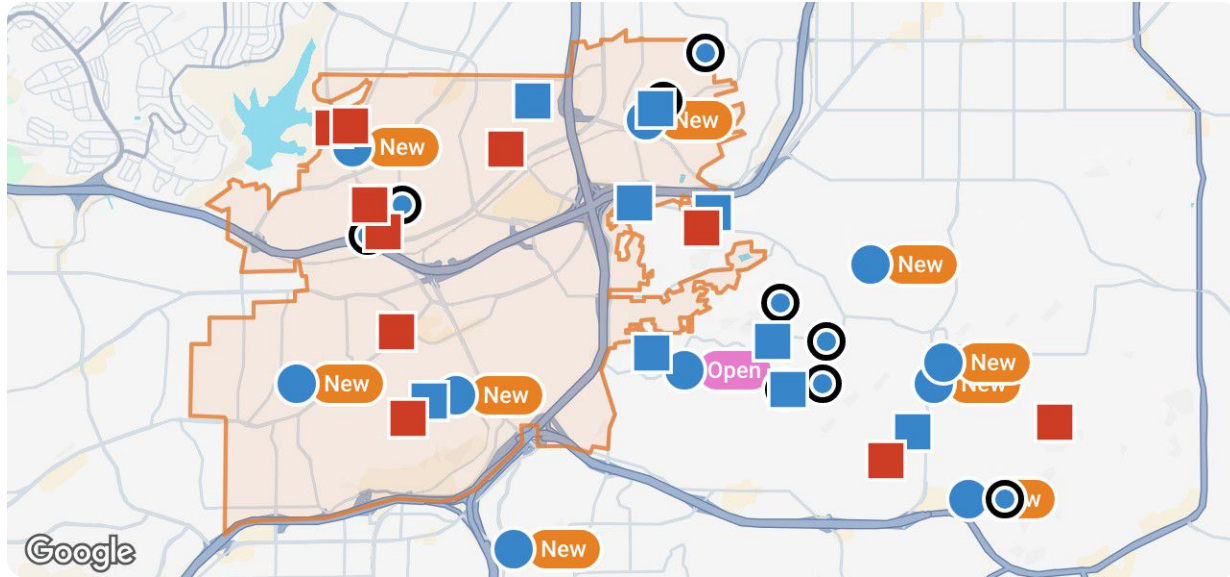
Change Types: New Listings, Pending, Closed, Distressed

Property Types: Single Family, Condo/Townhouse/Apt

Property Features: Sale Price: Any, Lease Price: Any, Beds: Any, Baths: Any, Living Area: Any, Lot Size (acre): Any, Year Built: Any

## Summary

For Sale Activity in the Last 3 Months



### Legend

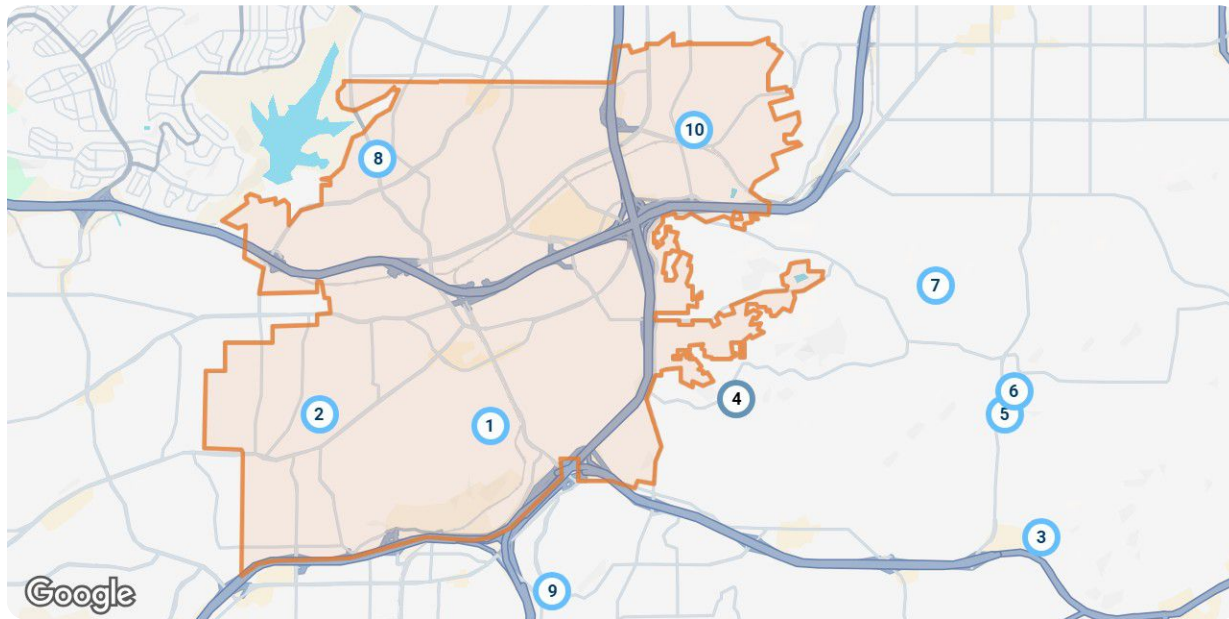
- For Sale
- For Sale Pending
- Recently Closed
- Distressed

	New	Pending	Closed	Distressed
Number of Properties	10	10	10	10
Lowest Listing Price / Est.Value	\$369,999	\$549,900	\$380,000	\$450,620
Median Listing Price / Est.Value	\$1,072,500	\$967,500	\$978,450	\$712,265
Highest Listing Price / Est.Value	\$2,500,000	\$1,385,000	\$2,175,000	\$1,943,130
Average Price / sqft	\$609	\$565	\$537	\$503
Median Price / sqft	\$590	\$574	\$519	\$508
Average Days in RPR	3	21	18	-
Median Days in RPR	4	8	10	-
Total Volume	\$13,366,999	\$10,076,799	\$11,266,938	\$9,012,260
Source	Listings	Listings	Public Records & Listings	Public Records & Listings

## Market Activity Breakdown

### New



Source: Listings



#### Legend

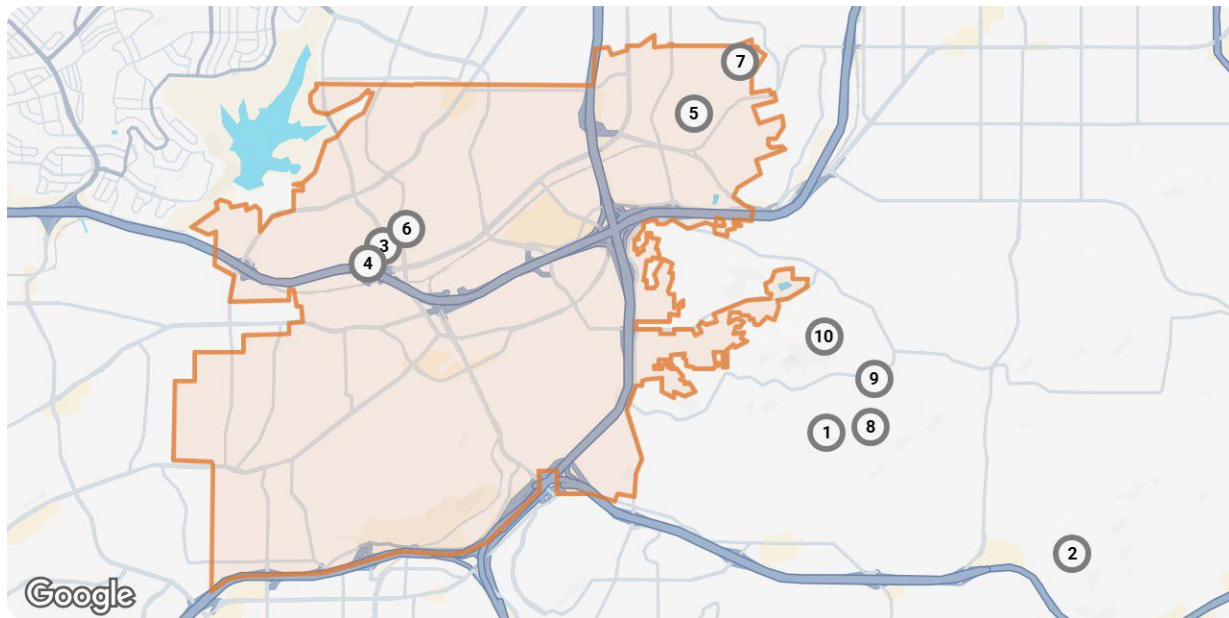
● Active For Sale

New: 10 properties		Property Type	Beds / Baths	Living Area (sq ft)	Lot Size	Year Built	List Date / Days in RPR	List Price / \$ Per Sq Ft
<span style="border: 1px solid blue; border-radius: 50%; padding: 2px;">1</span>	 <p><b>5885 Nagel St</b> La Mesa, CA 91942 MLS ID: 260013785 <span style="color: blue;">●</span> Active / For Sale</p> <p><i>Listing Courtesy of Community Realty Group</i></p>	Single Family	3/2	1,102	0.26 acres	1978	6/7/2026 1 day	\$842,000 \$764/sq ft
<span style="border: 1px solid blue; border-radius: 50%; padding: 2px;">2</span>	 <p><b>7508 Parkway Dr, Unit 105</b> La Mesa, CA 91942 MLS ID: 260013732 <span style="color: blue;">●</span> Active / For Sale</p> <p><i>Listing Courtesy of Bunch Realty Group</i></p>	Condo/Townhouse/Apt.	1/1	646	3.06 acres	1979	6/6/2026 2 days	\$369,999 \$573/sq ft
<span style="border: 1px solid blue; border-radius: 50%; padding: 2px;">3</span>	 <p><b>9865 Edgelake Dr</b> La Mesa, CA 91941 MLS ID: 260013649 <span style="color: blue;">●</span> Active / For Sale</p> <p><i>Listing Courtesy of Nordic Properties</i></p>	Single Family	5/5	3,734	0.95 acres	1951	6/5/2026 3 days	\$2,500,000 \$670/sq ft
<span style="border: 1px solid blue; border-radius: 50%; padding: 2px;">4</span>	 <p><b>8266 High St</b> La Mesa, CA 91941 MLS ID: 260012727 <span style="color: blue;">●</span> Active / For Sale</p> <p><i>Listing Courtesy of Exp Realty Of California, Inc.</i></p>	Single Family	3/2	1,286	-	2024	6/5/2026 3 days	\$780,000 \$607/sq ft
<span style="border: 1px solid blue; border-radius: 50%; padding: 2px;">5</span>	 <p><b>4848 La Cruz Pl</b> La Mesa, CA 91941 MLS ID: NDP2605312 <span style="color: blue;">●</span> Active / For Sale</p> <p><i>Listing Courtesy of EXP REALTY OF SOUTHERN CA</i></p>	Single Family	4/5	4,637	1.23 acres	1990	6/4/2026 4 days	\$2,495,000 \$538/sq ft

New: 10 properties		Property Type	Beds / Baths	Living Area (sq ft)	Lot Size	Year Built	List Date / Days in RPR	List Price / \$ Per Sq Ft
<b>6</b>	 <p><b>8917 Lemon Ave</b>                      La Mesa, CA 91941                      MLS ID: PTP2604304                      ● Active / For Sale</p> <p><i>Listing Courtesy of COLDWELL BANKER WEST</i></p>	Single Family	3/2	1,660	10,018 sqft	1955	6/4/2026 4 days	\$1,025,000 \$617/sq ft
<b>7</b>	 <p><b>6196 Primrose Dr</b>                      La Mesa, CA 91942                      MLS ID: 260013535                      ● Active / For Sale</p> <p><i>Listing Courtesy of Tsg Premier Realty</i></p>	Single Family	3/2	1,386	9,147 sqft	1958	6/4/2026 4 days	\$1,095,000 \$790/sq ft
<b>8</b>	 <p><b>7136 Purdue Ave</b>                      La Mesa, CA 91942                      MLS ID: 260013632                      ● Active / For Sale</p> <p><i>Listing Courtesy of Pacific Sotheby's International Realty</i></p>	Single Family	4/3	2,076	7,405 sqft	1952	6/4/2026 4 days	\$1,050,000 \$506/sq ft
<b>9</b>	 <p><b>10042 Resmar Ct</b>                      La Mesa, CA 91941                      MLS ID: PTP2604128                      ● Active / For Sale</p> <p><i>Listing Courtesy of COMPASS</i></p>	Single Family	4/4	3,131	0.34 acres	1985	6/4/2026 4 days	\$1,535,000 \$490/sq ft
<b>10</b>	 <p><b>10111 Cliffwood Dr</b>                      La Mesa, CA 91941                      MLS ID: 260013421                      ● Active / For Sale</p> <p><i>Listing Courtesy of Century 21 Affiliated</i></p>	Single Family	7/5	3,125	0.29 acres	1976	6/3/2026 5 days	\$1,675,000 \$536/sq ft

**Pending**











Source: Listings



**Legend**

● Pending



Pending: 10 properties		Property Type	Beds / Baths	Living Area (sq ft)	Lot Size / Year Built	List Date	List Price / \$ Per Sq Ft	Pending Date / Days in RPR
1	 <p><b>4834 Schuyler Ave</b> La Mesa, CA 91941 MLS ID: 260013296 Pending / For Sale</p> <p><i>Listing Courtesy of Pacific Real Estate Center</i></p>	Single Family	3/2	1,206	5,980 sqft 1933	6/3/2026	\$899,000 \$745/sq ft	6/7/2026 4 days
2	 <p><b>4350 Summit Dr</b> La Mesa, CA 91941 MLS ID: PTP2602739 Pending / For Sale</p> <p><i>Listing Courtesy of MOLLY WINKLE, BROKER</i></p>	Single Family	3/2	1,969	8,276 sqft 1952	4/23/2026	\$1,294,000 \$657/sq ft	6/7/2026 45 days
3	 <p><b>4605 Mayapan Dr</b> La Mesa, CA 91941 MLS ID: PTP2604024 Pending / For Sale</p> <p><i>Listing Courtesy of KELLER WILLIAMS REALTY</i></p>	Single Family	4/3	2,316	0.4 acres 1957	5/27/2026	\$1,385,000 \$598/sq ft	6/6/2026 10 days
4	 <p><b>11009 Dutton Dr</b> La Mesa, CA 91941 MLS ID: 260013113 Pending / For Sale</p> <p><i>Listing Courtesy of Coldwell Banker West</i></p>	Single Family	4/3	2,614	0.41 acres 1964	5/29/2026	\$1,275,000 \$488/sq ft	6/5/2026 7 days
5	 <p><b>6850 Rosefield Dr</b> La Mesa, CA 91942 MLS ID: 260013524 Pending / For Sale</p> <p><i>Listing Courtesy of Beach City Brokers, Inc.</i></p>	Single Family	4/3	2,270	7,962 sqft 1968	6/4/2026	\$1,199,900 \$529/sq ft	6/5/2026 1 day
6	 <p><b>5151 Comanche Dr</b> La Mesa, CA 91942 MLS ID: 260012550 Pending / For Sale</p> <p><i>Listing Courtesy of Compass</i></p>	Single Family	3/2	1,482	0.26 acres 1998	4/20/2026	\$889,000 \$600/sq ft	6/3/2026 44 days
7	 <p><b>5661 Lake Park Way, Unit 6</b> La Mesa, CA 91942 MLS ID: 260012691 Pending / For Sale</p> <p><i>Listing Courtesy of Compass</i></p>	Condo/Townhouse/Apt.	2/2	1,152	0.75 acres 1980	5/26/2026	\$549,900 \$477/sq ft	6/3/2026 8 days
8	 <p><b>7428 Orient Ave</b> La Mesa, CA 91941 MLS ID: 260012305 Pending / For Sale</p> <p><i>Listing Courtesy of Exp Realty Of California, Inc.</i></p>	Single Family	4/4	2,973	6,534 sqft 1962	5/28/2026	\$999,999 \$336/sq ft	6/3/2026 6 days
9	 <p><b>4790 70th St, Unit 6</b> La Mesa, CA 91942 MLS ID: 260006502 Pending / For Sale</p> <p><i>Listing Courtesy of Compass</i></p>	Condo/Townhouse/Apt.	2/3	1,184	0.58 acres 1984	3/19/2026	\$650,000 \$549/sq ft	6/2/2026 75 days
10	 <p><b>4038 Marian St</b> La Mesa, CA 91941 MLS ID: PTP2604086 Pending / For Sale</p> <p><i>Listing Courtesy of NEWTOWN REAL ESTATE</i></p>	Single Family	4/2	1,401	6,534 sqft 1990	5/28/2026	\$935,000 \$667/sq ft	6/2/2026 5 days

## Closed

Source: Public Records and Listings



### Legend

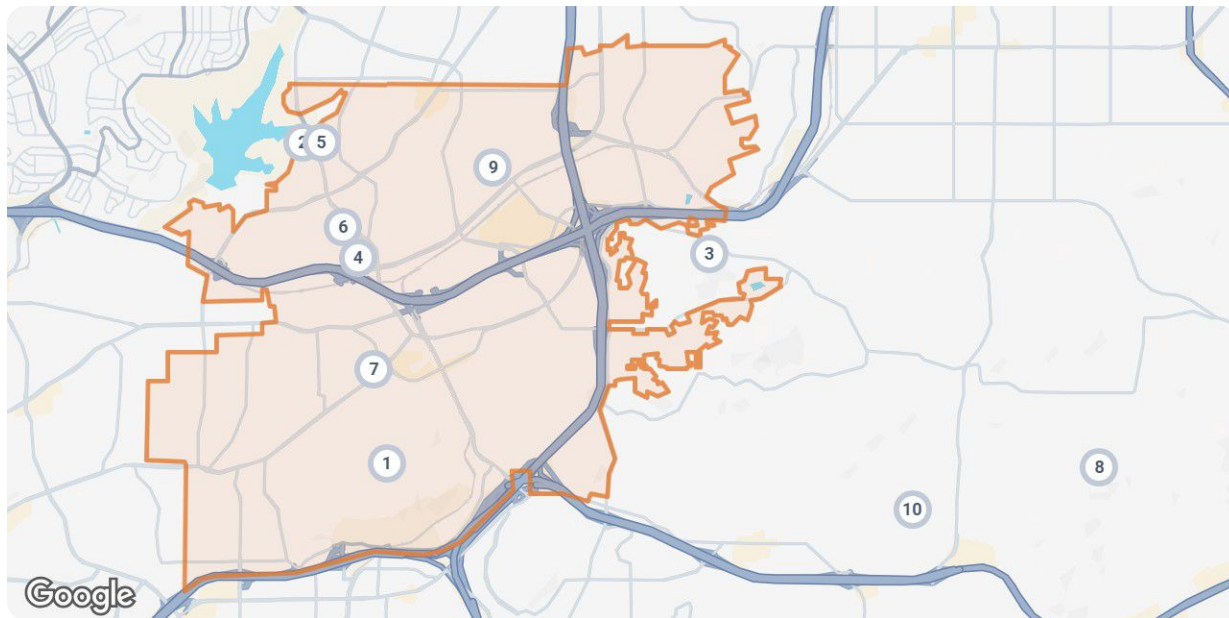
● Closed

Closed: 10 properties		Property Type	Beds / Baths	Living Area (sq ft)	Lot Size / Year Built	Closed Date / Days in RPR	Closed Price / \$ Per Sq Ft	List to Sold Price %
<span style="border: 1px solid orange; border-radius: 50%; padding: 2px;">1</span>	 <p><b>9365 Carmichael Dr</b> La Mesa, CA 91941 MLS ID: 260009699 <span style="color: blue;">■</span> Closed / For Sale <i>Courtesy of Wells Estates</i></p>	Single Family	4/3	2,324	0.26 acres / 1951	6/4/2026 / 6 days	\$999,900 / \$430/sq ft	-
<span style="border: 1px solid orange; border-radius: 50%; padding: 2px;">2</span>	 <p><b>4677 Garfield St</b> La Mesa, CA 91941 MLS ID: PTP2602479 <span style="color: blue;">■</span> Closed / For Sale <i>Courtesy of COLDWELL BANKER WEST</i></p>	Single Family	4/2	1,756	9,868 sqft / 1942	6/4/2026 / 35 days	\$957,000 / \$545/sq ft	↓ 1.34%
<span style="border: 1px solid orange; border-radius: 50%; padding: 2px;">3</span>	 <p><b>5649 Lake Murray Blvd, Unit B</b> La Mesa, CA 91942 MLS ID: 260009658 <span style="color: blue;">■</span> Closed / For Sale <i>Courtesy of Real Broker</i></p>	Condo/Townhouse/Apt.	3/3	1,722	10 sqft / 1977	6/4/2026 / 12 days	\$795,000 / \$462/sq ft	↓ 0.5%
<span style="border: 1px solid orange; border-radius: 50%; padding: 2px;">4</span>	 <p><b>7284 W Point Ave</b> La Mesa, CA 91942 MLS ID: PTP2601418 <span style="color: blue;">■</span> Closed / For Sale <i>Courtesy of PACIFIC SOTHEBY'S INT'L REALTY</i></p>	Single Family	3/3	2,281	6,799 sqft / 1928	6/4/2026 / 80 days	\$1,175,000 / \$515/sq ft	-
<span style="border: 1px solid orange; border-radius: 50%; padding: 2px;">5</span>	 <p><b>5715 Baltimore Dr, Unit 23</b> La Mesa, CA 91942 MLS ID: PTP2602911 <span style="color: blue;">■</span> Closed / For Sale <i>Courtesy of COLDWELL BANKER WEST</i></p>	Condo/Townhouse/Apt.	3/3	1,385	2.72 acres / 1979	6/3/2026 / 5 days	\$681,038 / \$492/sq ft	↓ 9.07%

Closed: 10 properties		Property Type	Beds / Baths	Living Area (sq ft)	Lot Size / Year Built	Closed Date / Days in RPR	Closed Price / \$ Per Sq Ft	List to Sold Price %
6	 <p><b>4339 Macronald Dr</b>                      La Mesa, CA 91941                      MLS ID: NDP2604315  <span style="background-color: #0070C0; color: white; padding: 2px;">Closed / For Sale</span></p> <p><i>Courtesy of FOUR SEASONS PROPERTIES, INC</i></p>	Single Family	4/5	3,060	0.53 acres / 1975	6/3/2026 / 14 days	\$1,599,000 / \$523/sq ft	-
7	 <p><b>4331 Nabal Dr</b>                      La Mesa, CA 91941                      MLS ID: PTP2603441  <span style="background-color: #0070C0; color: white; padding: 2px;">Closed / For Sale</span></p> <p><i>Courtesy of FINEST CITY HOMES</i></p>	Single Family	5/4	4,093	0.47 acres / 1986	6/3/2026 / 5 days	\$2,175,000 / \$531/sq ft	↑ 1.26%
8	 <p><b>5710 Baltimore Dr, Unit 427</b>                      La Mesa, CA 91942                      MLS ID: 260011170  <span style="background-color: #0070C0; color: white; padding: 2px;">Closed / For Sale</span></p> <p><i>Courtesy of Exp Realty Of California, Inc</i></p>	Condo/Townhouse/Apt.	-/1	475	4 sqft / 1976	6/2/2026 / 6 days	\$380,000 / \$800/sq ft	↓ 2.31%
9	 <p><b>3986 Sacramento Dr</b>                      La Mesa, CA 91941                      MLS ID: 260009164  <span style="background-color: #0070C0; color: white; padding: 2px;">Closed / For Sale</span></p> <p><i>Courtesy of Pacific Sotheby's International Realty</i></p>	Single Family	4/4	3,799	1 sqft / 2005	6/2/2026 / 7 days	\$1,670,000 / \$440/sq ft	-
10	 <p><b>3580 Trophy Dr</b>                      La Mesa, CA 91941                      MLS ID: PTP2603323  <span style="background-color: #0070C0; color: white; padding: 2px;">Closed / For Sale</span></p> <p><i>Courtesy of REAL BROKER</i></p>	Single Family	3/2	1,319	6,098 sqft / 1952	6/2/2026 / 14 days	\$835,000 / \$633/sq ft	↓ 0.48%

**Distressed**

Source: Public Records and Listings



**Legend**

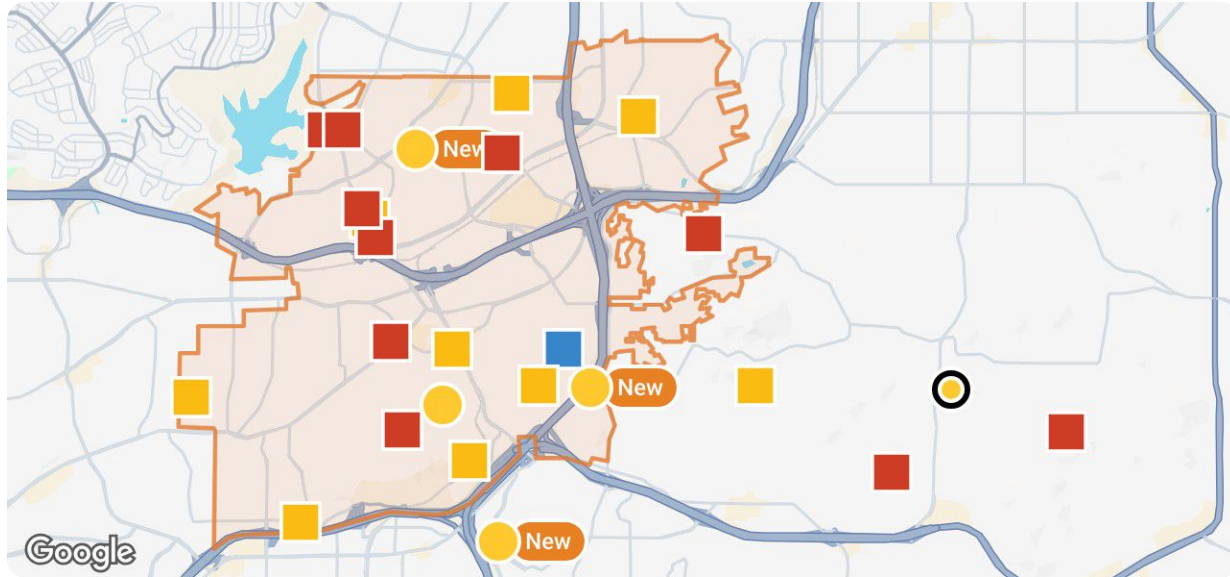
- Off Market, Hold, Withdrawn, Expired, or Canceled



Distressed: 10 properties		Property Type	Beds / Baths	Living Area (sq ft)	Lot Size / Year Built	List Date / Days in RPR	List Price / \$ Per Sq Ft	Distressed Date / Type
	 <b>4625 73rd St</b> La Mesa, CA 91942 Off Market / Public Record	Single Family	3/2	2,079	7,300 sqft 1989	- - days	- \$511/sq ft	5/20/2026 Notice of Default
	 <b>4140 Hurley Dr</b> La Mesa, CA 91941 Off Market / Public Record	Single Family	3/3	2,349	9,300 sqft 1968	- - days	- \$505/sq ft	3/18/2026 Notice of Rescission
	 <b>5712 Baltimore Dr, Unit 489</b> La Mesa, CA 91942 Off Market / Public Record	Condo/Townhouse/Apt.	2/2	950	3.84 acres 1976	- - days	- \$606/sq ft	3/25/2026 Notice of Default
	 <b>3697 Avocado Village Ct, Unit 1</b> La Mesa, CA 91941 Off Market / Public Record	Condo/Townhouse/Apt.	2/1	1,012	2.15 acres 1986	- - days	- \$529/sq ft	5/18/2026 Notice of Default
	 <b>9640 Sunset Ave</b> La Mesa, CA 91941 Off Market / Public Record	Single Family	4/4	3,742	0.28 acres 1984	- - days	- \$519/sq ft	3/27/2026 Notice of Default
	 <b>7780 Parkway Dr, Unit 602</b> La Mesa, CA 91942 Off Market / Public Record	Condo/Townhouse/Apt.	2/2	1,115	3.87 acres 1982	- - days	- \$525/sq ft	5/1/2026 Notice of Default
	 <b>5715 Baltimore Dr, Unit 154</b> La Mesa, CA 91942 Off Market / Public Record	Condo/Townhouse/Apt.	3/3	1,612	2.94 acres 1979	- - days	- \$479/sq ft	4/10/2026 Notice of Default
	 <b>5440 Baltimore Dr, Unit 96</b> La Mesa, CA 91942 Off Market / Public Record	Condo/Townhouse/Apt.	3/3	1,335	1,708 sqft 1974	- - days	- \$489/sq ft	3/11/2026 Notice of Foreclosure Sale
	 <b>7940 University Ave, Unit 25</b> La Mesa, CA 91942 Off Market / Public Record	Condo/Townhouse/Apt.	2/2	990	1.86 acres 1980	- - days	- \$455/sq ft	4/20/2026 Notice of Default
	 <b>11591 Shadow Ranch Rd</b> La Mesa, CA 91941 Off Market / Public Record	Single Family	4/3	3,018	0.56 acres 1990	- - days	- \$414/sq ft	4/7/2026 Notice of Foreclosure Sale

## Summary

### For Lease Activity in the Last 3 Months



#### Legend

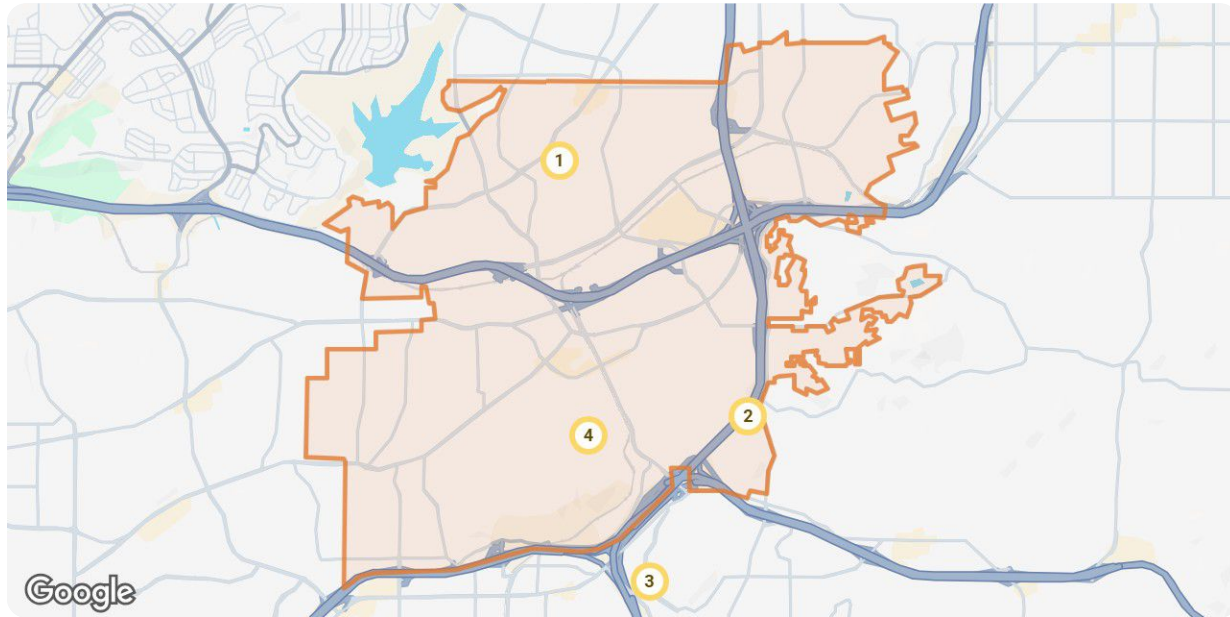
- For Lease
- For Lease Pending
- Recently Closed
- Distressed
- Recently Leased

	New	Pending	Closed	Distressed
Number of Properties	4	1	10	10
Lowest Listing Price / Est.Value	\$1,400	\$1,600	\$2,900	\$450,620
Median Listing Price / Est.Value	\$3,250	\$1,600	\$3,573	\$712,265
Highest Listing Price / Est.Value	\$5,495	\$1,600	\$4,350,000	\$1,943,130
Average Price / sqft	\$6	\$4	\$376	\$503
Median Price / sqft	\$4	\$4	\$3	\$508
Average Days in RPR	26	37	15	-
Median Days in RPR	26	37	18	-
Total Volume	\$13,395	\$1,600	\$5,474,885	\$9,012,260
Source	Listings	Listings	Public Records & Listings	Public Records & Listings

## Market Activity Breakdown





### New

Source: Listings



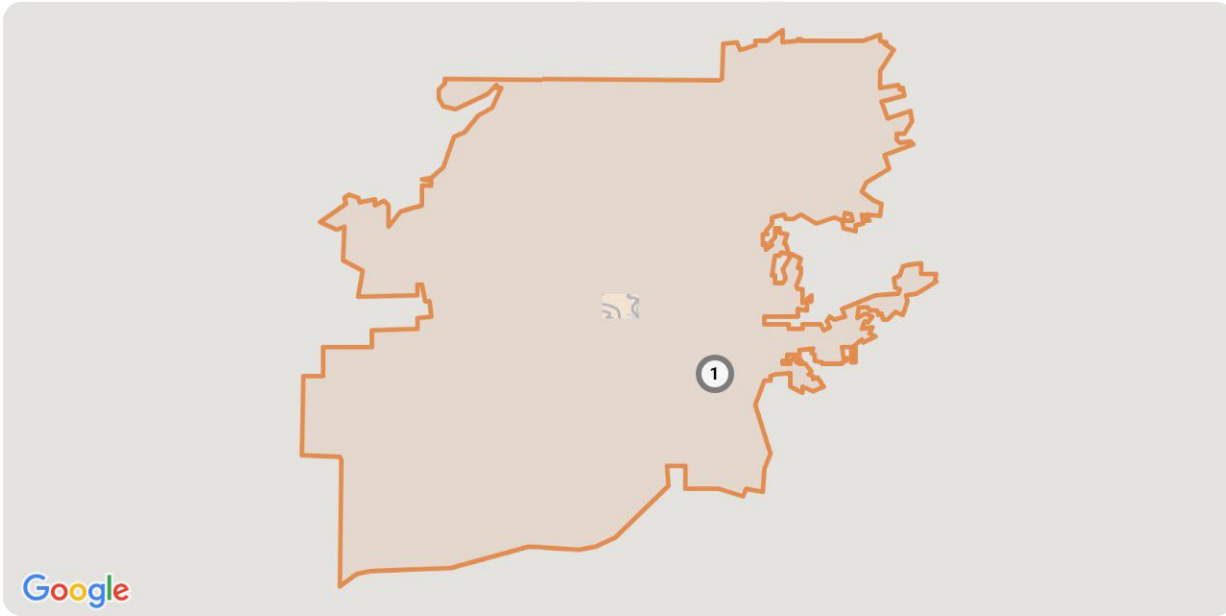
#### Legend

● Active For Lease

New: 4 properties		Property Type	Beds / Baths	Living Area (sq ft)	Lot Size	Year Built	List Date / Days in RPR	List Price / \$ Per Sq Ft
<span style="border: 1px solid yellow; border-radius: 50%; padding: 2px;">1</span>	 <p><b>7203 Blackton Dr</b> La Mesa, CA 91941 MLS ID: 260013307 <span style="color: yellow;">●</span> Active / For Lease <i>Courtesy of San Diego's Finest Re Groupinc</i></p>	Single Family	1/1	100	6,300 sqft	1948	6/2/2026 6 days	\$1,400 mo. \$14/sq ft
<span style="border: 1px solid yellow; border-radius: 50%; padding: 2px;">2</span>	 <p><b>4221 1/2 Vista Way # Studio</b> La Mesa, CA 91941 MLS ID: 260011865 <span style="color: yellow;">●</span> Active / For Lease <i>Courtesy of Real Broker</i></p>	Single Family	1/1	720	-	1952	5/15/2026 24 days	\$2,550 mo. \$4/sq ft
<span style="border: 1px solid yellow; border-radius: 50%; padding: 2px;">3</span>	 <p><b>3405 Fairway Dr</b> La Mesa, CA 91941 MLS ID: PTP2603609 <span style="color: yellow;">●</span> Active / For Lease <i>Courtesy of TEAM Z REALTY</i></p>	Single Family	3/2	1,204	6,499 sqft	1952	5/12/2026 27 days	\$3,950 mo. \$3/sq ft
<span style="border: 1px solid yellow; border-radius: 50%; padding: 2px;">4</span>	 <p><b>4258 Summit Dr</b> La Mesa, CA 91941 MLS ID: 260009588 <span style="color: yellow;">●</span> Active / For Lease <i>Courtesy of Matt Roth</i></p>	Single Family	3/3	1,585	6,939 sqft	1947	4/22/2026 47 days	\$5,495 mo. \$3/sq ft

## Pending


Source: Listings



### Legend

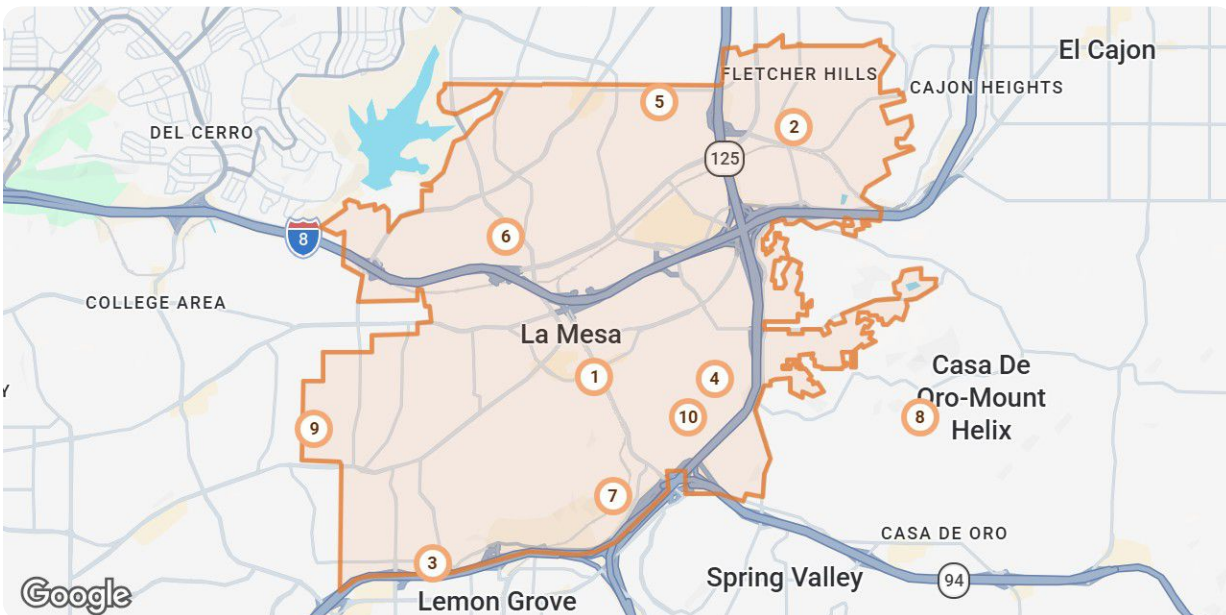
● Active For Lease

### Pending: 1 properties

	Property Type	Beds / Baths	Living Area (sq ft)	Lot Size / Year Built	List Date	List Price / \$ Per Sq Ft	Pending Date / Days in RPR
 <p><b>11015 Dutton Dr</b> La Mesa, CA 91941 MLS ID: NDP2603555 <span style="color: orange;">●</span> Pending / For Lease</p> <p><small>Courtesy of BERKSHIRE HATHAWAY HOMESERVICE</small></p>	Condo/Townhouse/Apt.	1/1	400	0.45 acres / 1940	4/14/2026	\$1,600 mo. / \$4/sq ft	5/21/2026 / 37 days











## Closed

Source: Public Records and Listings



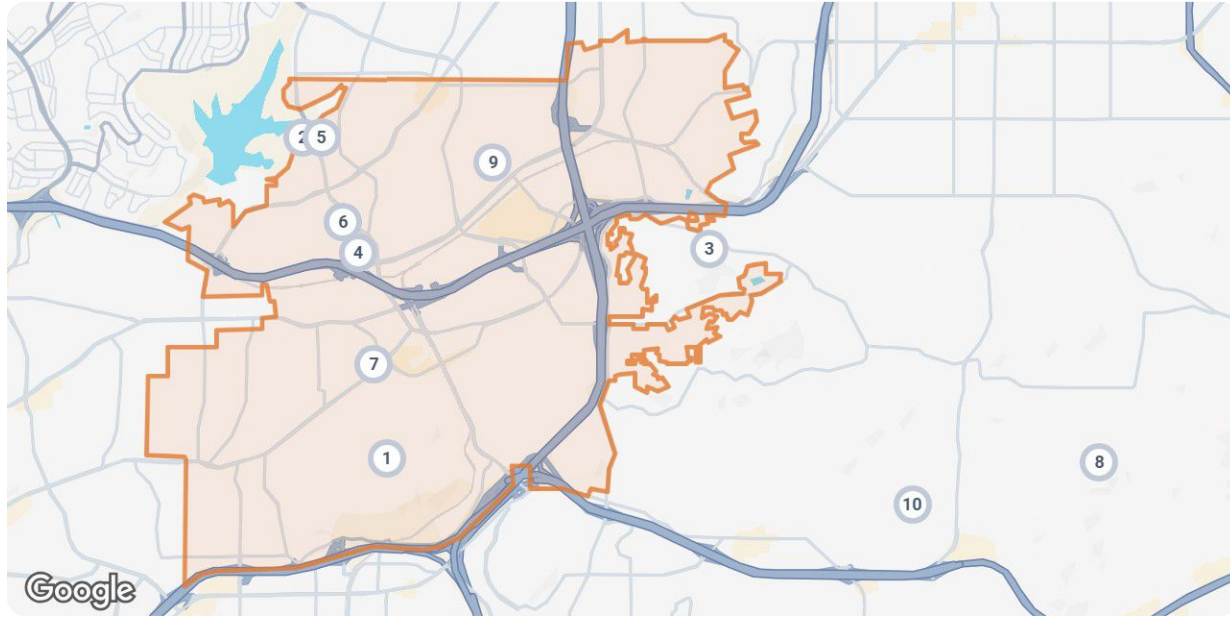
### Legend

● Closed

Closed: 10 properties		Property Type	Beds / Baths	Living Area (sq ft)	Lot Size / Year Built	Closed Date / Days in RPR	Closed Price / \$ Per Sq Ft	List to Sold Price %
<b>1</b>	 <p><b>8025 Laird St</b> La Mesa, CA 91942 MLS ID: 260011957 Closed / For Lease</p> <p><i>Courtesy of Team One Realty</i></p>	Single Family	4/2	1,417	6,700 sqft 1956	6/6/2026 21 days	- \$3,070/sq ft	-
<b>2</b>	 <p><b>5092 Guava Ave, Unit 124</b> La Mesa, CA 91942 MLS ID: DW26102742 Closed / For Lease</p> <p><i>Courtesy of REMAX CHAMPIONS</i></p>	Condo/Townhouse/Apt.	3/3	1,503	1.81 acres 2007	6/1/2026 19 days	- \$2/sq ft	-
<b>3</b>	 <p><b>4688 Nebo Dr</b> La Mesa, CA 91941 MLS ID: PTP2603345 Closed / For Lease</p> <p><i>Courtesy of GLENNA BLOEMEN, BROKER</i></p>	Condo/Townhouse/Apt.	2/3	1,292	0.52 acres 2003	5/17/2026 10 days	- \$2/sq ft	-
<b>4</b>	 <p><b>9261 Earl St, #63</b> La Mesa, CA 91942 MLS ID: NDP2603518 Closed / For Lease</p> <p><i>Courtesy of REAL BROKER</i></p>	Single Family	2/1	720	6,969 sqft 1953	5/15/2026 23 days	- \$4/sq ft	-
<b>5</b>	 <p><b>7373 Waite Dr, #75</b> La Mesa, CA 91941 MLS ID: ND26082312 Closed / For Lease</p> <p><i>Courtesy of FILKEY &amp; ASSOCIATES</i></p>	Condo/Townhouse/Apt.	2/1	850	5,998 sqft 1957	5/6/2026 16 days	- \$3/sq ft	-
<b>6</b>	 <p><b>4636 Panorama Dr</b> La Mesa, CA 91941 MLS ID: PTP2601695 Closed / For Sale and For Lease</p> <p><i>Courtesy of WHEELER REAL ESTATE</i></p>	Single Family	3/2	1,643	0.26 acres 1961	5/4/2026 22 days	\$1,095,000 \$666/sq ft	-
<b>7</b>	 <p><b>6122 Nagel St</b> La Mesa, CA 91942 MLS ID: 260008800 Closed / For Lease</p> <p><i>Courtesy of 360 Residential</i></p>	Single Family	4/2	1,776	6,200 sqft 1953	4/24/2026 10 days	- \$3/sq ft	-
<b>8</b>	 <p><b>5430 Baltimore Dr, Unit 16</b> La Mesa, CA 91942 MLS ID: PTP2602388 Closed / For Lease</p> <p><i>Courtesy of COMPASS</i></p>	Condo/Townhouse/Apt.	3/3	1,335	1,742 sqft 1974	4/9/2026 7 days	- \$2/sq ft	-
<b>9</b>	 <p><b>8248 High St</b> La Mesa, CA 91941 MLS ID: 260007540 Closed / For Lease</p> <p><i>Courtesy of Joe Carta Realty</i></p>	Single Family	3/2	1,286	- 2024	4/9/2026 5 days	- \$3/sq ft	-
<b>10</b>	 <p><b>4410 Conrad Dr</b> La Mesa, CA 91941 MLS ID: 260005063 Closed / For Lease</p> <p><i>Courtesy of Yvonne S. Attard, Broker</i></p>	Single Family	4/2	2,357	- 1959	3/23/2026 19 days	- \$2/sq ft	-







## Distressed

Source: Public Records and Listings






### Legend

● Off Market, Hold, Withdrawn, Expired, or Canceled

Distressed: 10 properties		Property Type	Beds / Baths	Living Area (sq ft)	Lot Size / Year Built	List Date / Days in RPR	List Price / \$ Per Sq Ft	Distressed Date / Type
1	 <p><b>4625 73rd St</b> La Mesa, CA 91942 Off Market / Public Record</p>	Single Family	3/2	2,079	7,300 sqft 1989	- - days	- \$511/sq ft	5/20/2026 Notice of Default
2	 <p><b>4140 Hurley Dr</b> La Mesa, CA 91941 Off Market / Public Record</p>	Single Family	3/3	2,349	9,300 sqft 1968	- - days	- \$505/sq ft	3/18/2026 Notice of Rescission
3	 <p><b>5712 Baltimore Dr, Unit 489</b> La Mesa, CA 91942 Off Market / Public Record</p>	Condo/Townhouse/Apt.	2/2	950	3.84 acres 1976	- - days	- \$606/sq ft	3/25/2026 Notice of Default
4	 <p><b>3697 Avocado Village Ct, Unit 1</b> La Mesa, CA 91941 Off Market / Public Record</p>	Condo/Townhouse/Apt.	2/1	1,012	2.15 acres 1986	- - days	- \$529/sq ft	5/18/2026 Notice of Default
5	 <p><b>9640 Sunset Ave</b> La Mesa, CA 91941 Off Market / Public Record</p>	Single Family	4/4	3,742	0.28 acres 1984	- - days	- \$519/sq ft	3/27/2026 Notice of Default
6	 <p><b>7780 Parkway Dr, Unit 602</b> La Mesa, CA 91942 Off Market / Public Record</p>	Condo/Townhouse/Apt.	2/2	1,115	3.87 acres 1982	- - days	- \$525/sq ft	5/1/2026 Notice of Default
7	 <p><b>5715 Baltimore Dr, Unit 154</b> La Mesa, CA 91942 Off Market / Public Record</p>	Condo/Townhouse/Apt.	3/3	1,612	2.94 acres 1979	- - days	- \$479/sq ft	4/10/2026 Notice of Default



Distressed: 10 properties		Property Type	Beds / Baths	Living Area (sq ft)	Lot Size / Year Built	List Date / Days in RPR	List Price / \$ Per Sq Ft	Distressed Date / Type
8	 <p><b>5440 Baltimore Dr, Unit 96</b> La Mesa, CA 91942 Off Market / Public Record</p>	Condo/Townhouse/Apt.	3/3	1,335	1,708 sqft / 1974	- / - days	- / \$489/sq ft	3/11/2026 / Notice of Foreclosure Sale
9	 <p><b>7940 University Ave, Unit 25</b> La Mesa, CA 91942 Off Market / Public Record</p>	Condo/Townhouse/Apt.	2/2	990	1.86 acres / 1980	- / - days	- / \$455/sq ft	4/20/2026 / Notice of Default
10	 <p><b>11591 Shadow Ranch Rd</b> La Mesa, CA 91941 Off Market / Public Record</p>	Single Family	4/3	3,018	0.56 acres / 1990	- / - days	- / \$414/sq ft	4/7/2026 / Notice of Foreclosure Sale

## About RPR

- RPR® is the nation's largest property database, exclusively for REALTORS®. It empowers REALTORS® to help buyers and sellers make informed decisions, backed by a real estate database covering more than 160 million residential and commercial properties in the United States.
- RPR is a wholly owned subsidiary of the National Association of REALTORS® and a member benefit to REALTORS®.
- RPR's data sources range from MLSs and county-level tax and assessment offices, to the U.S. Census and FEMA, to specialty data set providers such as Esri (consumer data), Niche (school information) and Precisely (geographic boundaries).

## Learn More

For more information about RPR, please visit RPR's public website: <https://blog.narrpr.com>

