Deer Park, Texas

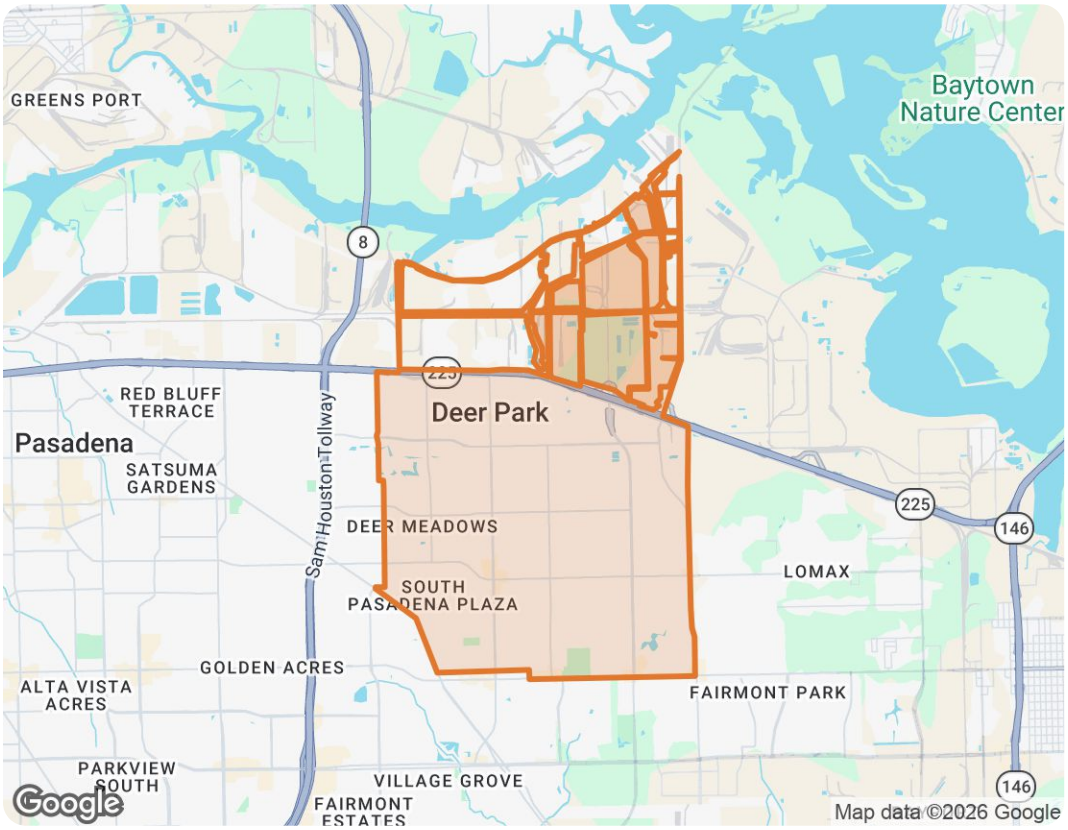

The biggest buyer rebates and lowest selling fees in real estate — without sacrificing full-service support, 7 days a week.

ShopProp Licensed CA, WA, HI, AZ, MI, TX, VA, CO

Office (888) 821-0556
team@shopprop.com
www.shopprop.com

ShopProp Inc.

Copyright 2026 Realtors Property Resource® LLC. All Rights Reserved.
Information is not guaranteed. Equal Housing Opportunity.

Market Trends

Market Trends for Deer Park, Texas

Single Family + Condo/Townhouse/Apt.

October 2026

Market Type



Seller's Market | Balanced Market | Buyer's Market

Key Details

Months of Inventory	Sold to List Price %	Median Days in RPR	Median Sold Price
3.32	98%	48	$283,500
↓ 3.21% MoM	↓ 1.14% MoM	↑ 65.52% MoM	↓ 11.41% MoM

This represents an estimated sale price for this property. It is not the same as the opinion of value in an appraisal developed by a licensed appraiser under the Uniform Standards of Professional Appraisal Practice.

Copyright 2026 Realtors Property Resource® LLC. All Rights Reserved.
Information is not guaranteed. Equal Housing Opportunity.

Deer Park, Texas

October 2026 Median Estimated Property Value

Single Family + Condo/Townhouse/Apt.

This graphic displays property estimates for a market area and a subject property, where one has been selected. Estimated property values are generated by a valuation model and are not formal appraisals.

Source: Public records, and MLS sources where licensed

Update Frequency: Monthly

Median Estimated Value	Last Month Change	12 Month Change
$284,200	+1.1%	-0.3%

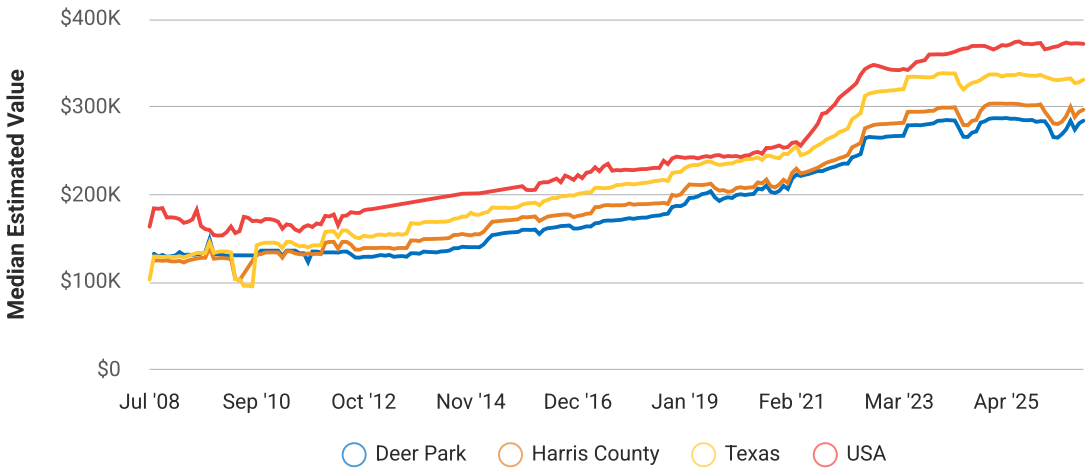

October 2026 Active Listings

Deer Park, Texas

Single Family + Condo/Townhouse/Apt.

This graphic summarizes key statistics for properties that were in an active status on the last day of each month. RPR uses list date and a derived pending date to determine if the listing was active on the last day of the month. An end-of-month snapshot of active listings helps to understand inventory levels, price points and duration on the market.

Source: Listing sources

Update Frequency: Monthly

Median List Price - $325,000

↓ 0.2% Month over Month

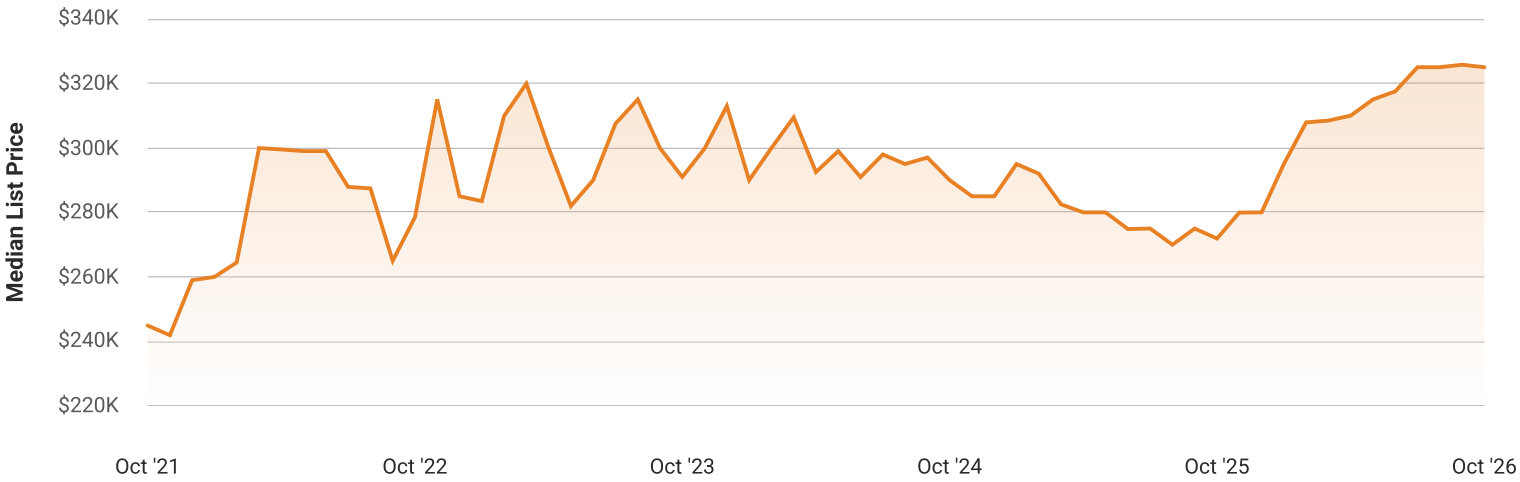

Copyright 2026 Realtors Property Resource® LLC. All Rights Reserved.
Information is not guaranteed. Equal Housing Opportunity.

Deer Park, Texas

October 2026 Sold Listings

Deer Park, Texas

Single Family + Condo/Townhouse/Apt.

This graphic summarizes key statistics for properties that sold each month. RPR uses a derived sold date to determine when a property moved into a sold status within the given month. These statistics are important for understanding the price points on sold properties as well as the difference between the list price and sold price, which reveals whether buyers are paying over or under the asking price.

Source: Listing sources

Update Frequency: Monthly

Median Sold Price - $283,500

↓ 11.4% Month over Month

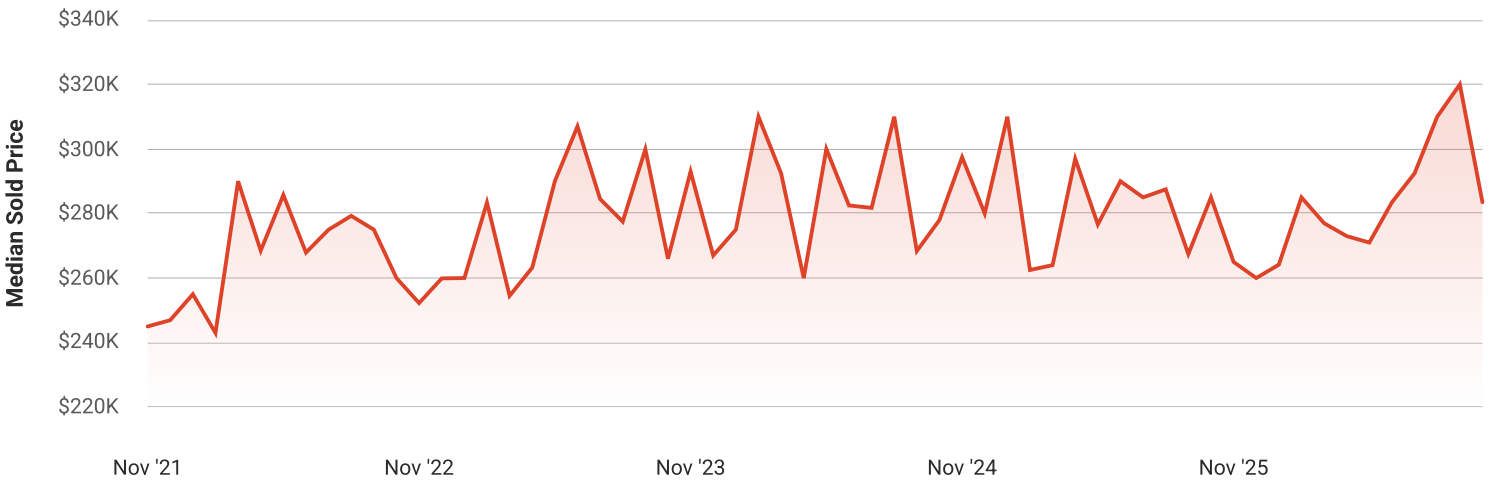

Total Sales and Active Listings in Deer Park, Texas

Single Family + Condo/Townhouse/Apt.

This graph compares the number of sales with the number of active listings in the local market.

Source: MLS data where licensed

Update Frequency: Monthly

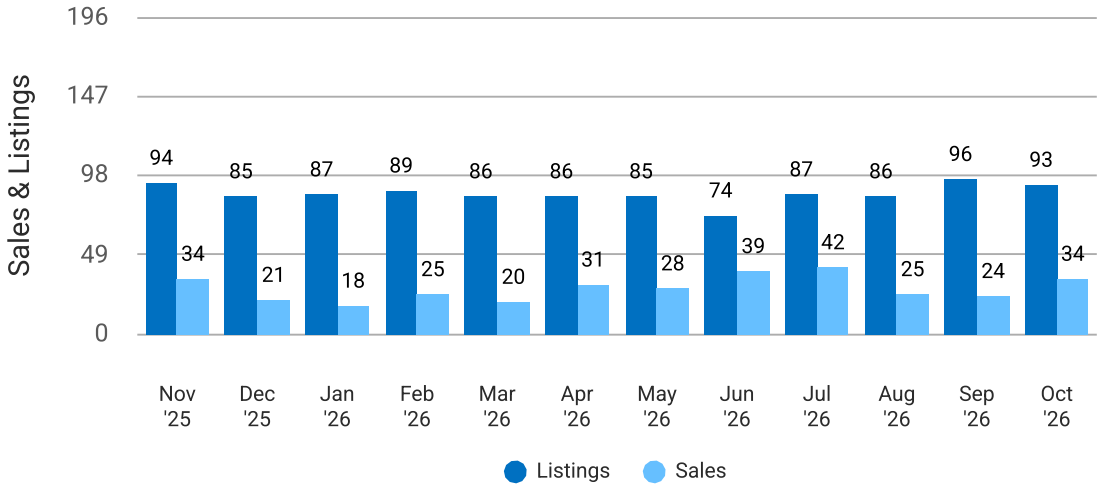

Copyright 2026 Realtors Property Resource® LLC. All Rights Reserved.
Information is not guaranteed. Equal Housing Opportunity.

Deer Park, Texas

Median Sold Price vs Sold Listings in Deer Park, Texas

Single Family + Condo/Townhouse/Apt.

This chart compares the trend of median sold price and number of sold listings for the given location.

Source: Listing Data

Update Frequency: Monthly

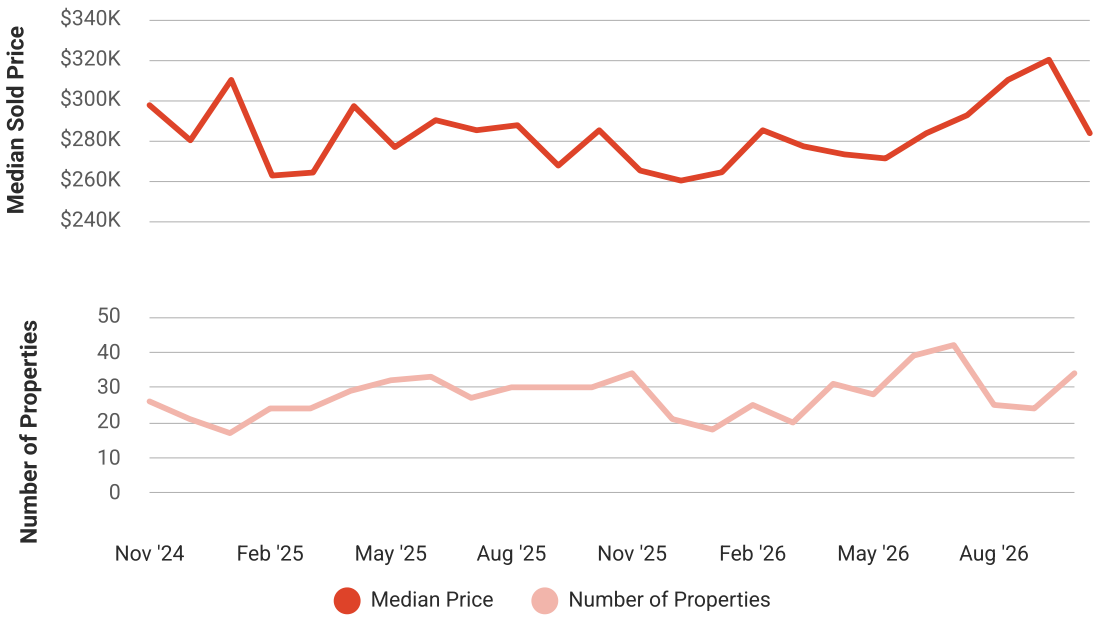

Median List Price vs Active Listings in Deer Park, Texas

Single Family + Condo/Townhouse/Apt.

This chart compares the trend of median list price and number of active properties for the given location.

Source: Listing Data

Update Frequency: Monthly

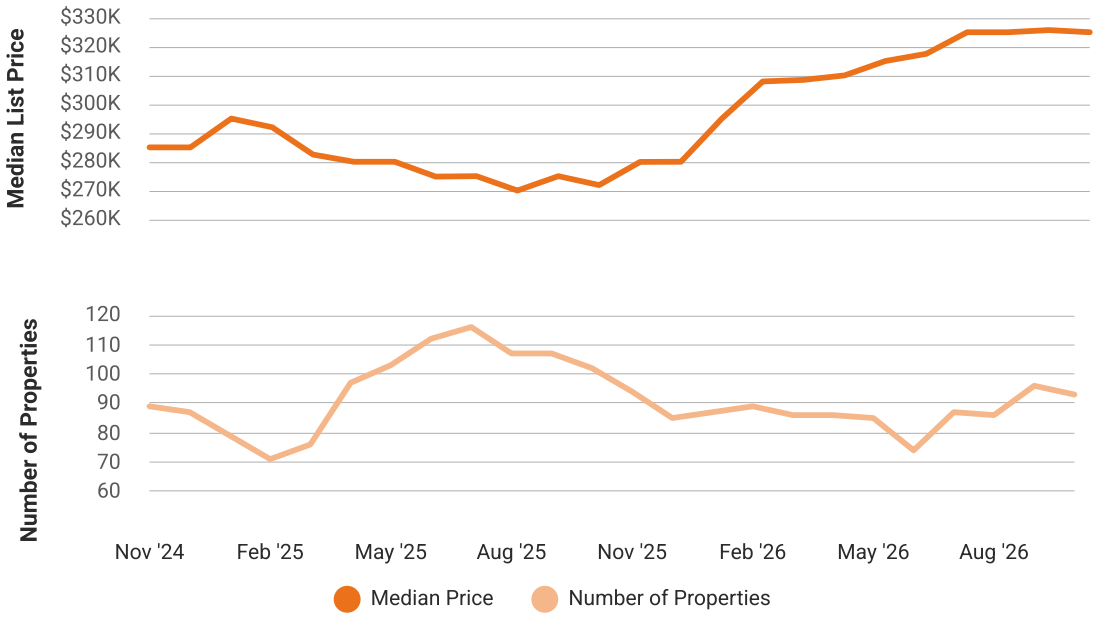

Copyright 2026 Realtors Property Resource® LLC. All Rights Reserved.
Information is not guaranteed. Equal Housing Opportunity.

Deer Park, Texas

Shop|Prop

Market Snapshot

Value and Price Changes

	Current	Last Month	Last 3 Months	Last 12 Months	Last 24 Months	Last 36 Months
Median Est. Property Value Last Updated: 10/31/2026	$284,200	$281,110 +1.1%	$284,000 +0.07%	$285,070 -0.31%	$281,950 +0.8%	$280,370 +1.37%
Median Sold Price Last Updated: 10/31/2026	$283,500	$320,000 -11.41%	$292,450 -3.06%	$285,000 -0.53%	$278,000 +1.98%	$266,000 +6.58%
Median List Price Last Updated: 10/31/2026	$325,000	$325,750 -0.23%	$325,000 0%	$271,900 +19.53%	$290,000 +12.07%	$290,999 +11.68%

About this Data: Because some brokerages may choose not to include their MLS listing content within the RPR platform, the analysis contained in this report may not have been created using all the available listing data within this geographical market.
Median estimated property values are generated by a valuation model and are not formal appraisals. Valuations are based on public records and MLS data where licensed. The Metrics displayed here reflect **All Residential Single Family, Condo, Townhouse and Apartment properties** data.

Market Activity

Market Activity Filters

Sort Order: Date
Maximum Properties Per Change Type: 10
Change Types: New Listings, Pending, Closed, Distressed
Property Types: Single Family, Condo/Townhouse/Apt
Property Features: Sale Price: Any, Lease Price: Any, Beds: Any, Baths: Any, Living Area: Any, Lot Size (acre): Any, Year Built: Any

Copyright 2026 Realtors Property Resource® LLC. All Rights Reserved.
Information is not guaranteed. Equal Housing Opportunity.

Deer Park, Texas

Summary

For Sale Activity in the Last 3 Months

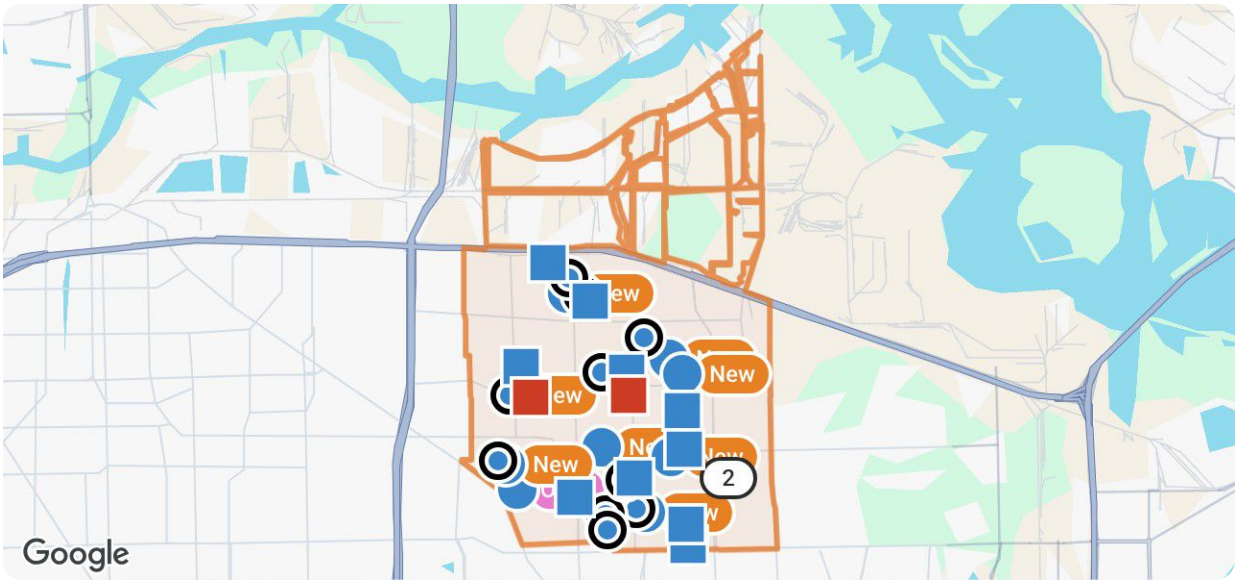

Legend

- For Sale
- For Sale Pending
- Recently Closed
- Distressed

	New	Pending	Closed	Distressed
Number of Properties	10	10	10	3
Lowest Listing Price / Est.Value	$199,900	$179,000	$245,000	$206,769
Median Listing Price / Est.Value	$295,000	$289,500	$245,000	$206,769
Highest Listing Price / Est.Value	$515,000	$498,500	$245,000	$206,769
Average Price / sqft	$155	$180	$152	$91
Median Price / sqft	$159	$175	$152	$91
Average Days in RPR	6	53	24	–
Median Days in RPR	8	32	24	–
Total Volume	$3,397,700	$2,960,100	$245,000	$206,769
Source	Listings	Listings	Public Records & Listings	Public Records & Listings

Copyright 2026 Realtors Property Resource® LLC. All Rights Reserved.
Information is not guaranteed. Equal Housing Opportunity.

Deer Park, Texas

Market Activity Breakdown

New

Source: Listings

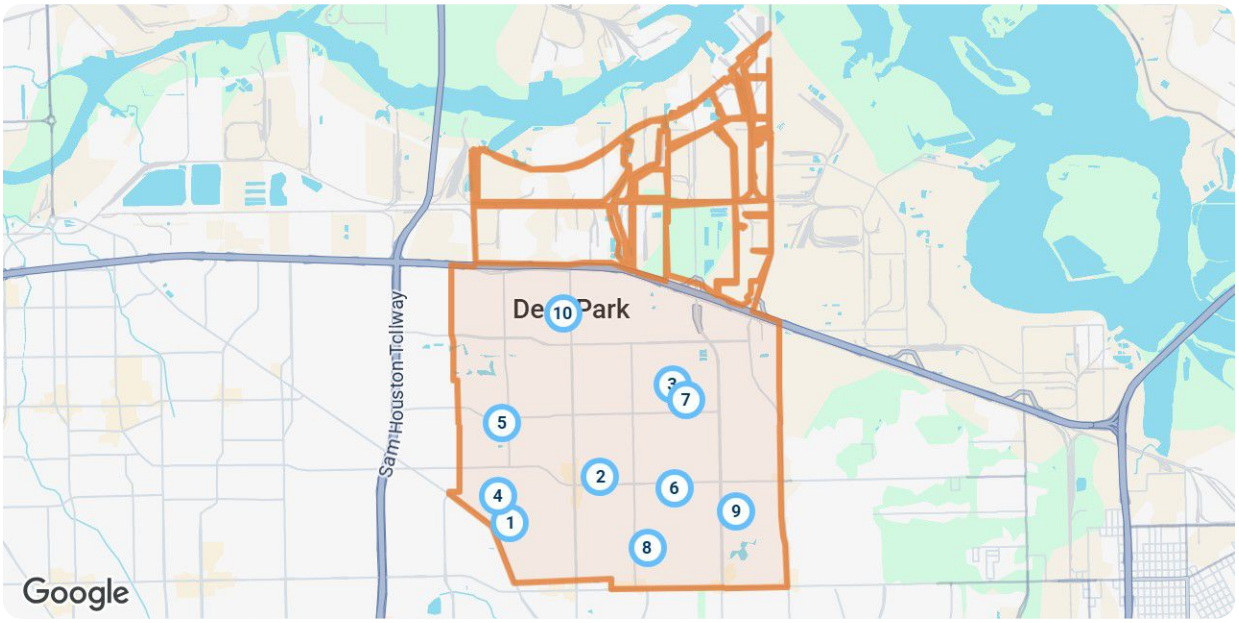

Legend

Active For Sale

New: 10 properties	Property Type	Beds / Baths	Living Area (sq ft)	Lot Size	Year Built	List Date / Days in RPR	List Price / $ Per Sq Ft
1  **2414 Alexandra** **Deer Park, TX 77536** MLS ID: 76168885 Active / For Sale *Listing Courtesy of Real Broker, LLC*	Single Family	4/3	3,362	8,398 sqft	2014	11/20/2026 1 day	$515,000 $153/sq ft
2  **1806 N Everglades Dr** **Deer Park, TX 77536** MLS ID: 40213883 Active / For Sale *Listing Courtesy of MetroPlus Realty*	Single Family	4/3	3,822	7,800 sqft	2003	11/20/2026 1 day	$499,000 $131/sq ft
3  **617 Alyse St** **Deer Park, TX 77536** MLS ID: 38025150 Active / For Sale *Listing Courtesy of Realty Of America, LLC*	Single Family	3/2	1,161	6,825 sqft	1962	11/19/2026 2 days	$199,900 $172/sq ft
4  **2009 Estate Dr** **Deer Park, TX 77536** MLS ID: 91813178 Active / For Sale *Listing Courtesy of Michael Murphy Properties*	Single Family	3/2	1,249	7,021 sqft	1975	11/16/2026 5 days	$225,000 $180/sq ft
5  **1101 Doris St** **Deer Park, TX 77536** MLS ID: 97721755 Active / For Sale *Listing Courtesy of Renters Warehouse Texas, LLC*	Single Family	3/2	1,574	9,095 sqft	1970	11/13/2026 8 days	$269,900 $171/sq ft

Copyright 2026 Realtors Property Resource® LLC. All Rights Reserved.
Information is not guaranteed. Equal Housing Opportunity.

Deer Park, Texas

ShopProp

New: 10 properties	Property Type	Beds / Baths	Living Area (sq ft)	Lot Size	Year Built	List Date / Days in RPR	List Price / $ Per Sq Ft
6  **1209 Kiowa Ct** **Deer Park, TX 77536** MLS ID: 68889498 Active / For Sale *Listing Courtesy of Country World Realty, LLC*	Single Family	4/3	2,604	6,956 sqft	1989	11/13/2026 8 days	$459,900 $177/sq ft
7  **2321 E Van Trease Dr** **Deer Park, TX 77536** MLS ID: 85272916 Active / For Sale *Listing Courtesy of JLA Realty*	Single Family	4/3	2,919	8,193 sqft	1998	11/13/2026 8 days	$439,000 $150/sq ft
8  **2317 Louisiana Ave** **Deer Park, TX 77536** MLS ID: 36881301 Active / For Sale *Listing Courtesy of NextHome Top Realty*	Single Family	3/2	1,667	8,123 sqft	1979	11/12/2026 9 days	$275,000 $165/sq ft
9  **1918 Dublin Dr** **Deer Park, TX 77536** MLS ID: 56569017 Active / For Sale *Listing Courtesy of Keller Williams Houston Central*	Single Family	3/3	2,249	5,048 sqft	1989	11/11/2026 10 days	$315,000 $140/sq ft
10  **1206 E Rutgers Ln** **Deer Park, TX 77536** MLS ID: 17131335 Active / For Sale *Listing Courtesy of Keller Williams Realty Metropolitan*	Single Family	3/2	1,889	7,200 sqft	1968	11/11/2026 10 days	$200,000 $106/sq ft

Pending

Source: Listings

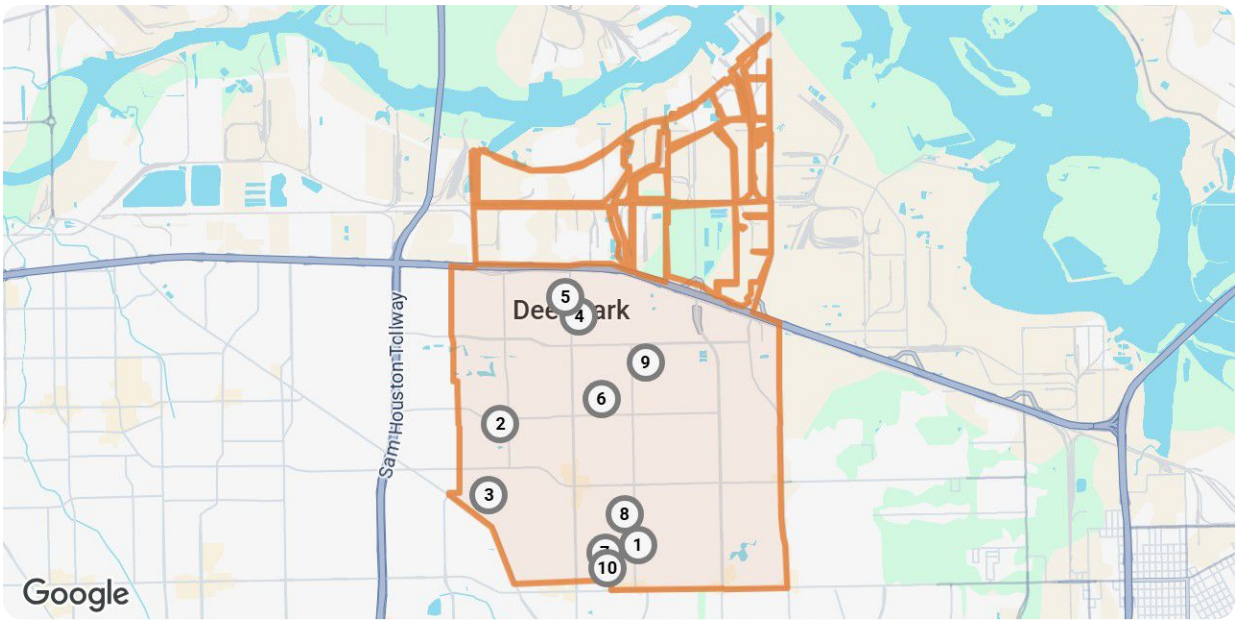

Legend

Pending

Copyright 2026 Realtors Property Resource® LLC. All Rights Reserved.
Information is not guaranteed. Equal Housing Opportunity.

Deer Park, Texas

Shop|Prop

	Pending: 10 properties	Property Type	Beds / Baths	Living Area (sq ft)	Lot Size / Year Built	List Date	List Price / $ Per Sq Ft	Pending Date / Days in RPR
1	 **2402 Comal Dr** **Deer Park, TX 77536** MLS ID: 13297972 Pending / For Sale *Listing Courtesy of Keller Williams Realty Austin*	Single Family	3/2	1,765	0.28 acres 2005	8/26/2026	$315,000 $178/sq ft	11/16/2026 82 days
2	 **1802 S Everglades Dr** **Deer Park, TX 77536** MLS ID: 19561165 Pending / For Sale *Listing Courtesy of Chandler, REALTORS*	Single Family	3/2	2,144	9,330 sqft 2002	10/13/2026	$369,900 $173/sq ft	11/13/2026 31 days
3	 **1225 Dutch St** **Deer Park, TX 77536** MLS ID: 38973278 Pending / For Sale *Listing Courtesy of Elite 5 Star Realty*	Single Family	2/1	648	5,000 sqft 1960	6/25/2026	$179,000 $276/sq ft	11/12/2026 140 days
4	 **5014 E Meadow Dr** **Deer Park, TX 77536** MLS ID: 9801518 Pending / For Sale *Listing Courtesy of Keller Williams Preferred*	Single Family	3/2	1,650	5,013 sqft 2026	10/10/2026	$319,000 $193/sq ft	11/11/2026 32 days
5	 **2014 Westwind Dr** **Deer Park, TX 77536** MLS ID: 32033552 Pending / For Sale *Listing Courtesy of Legacy South Realty, LLC*	Single Family	3/2	1,471	8,250 sqft 1983	10/19/2026	$264,000 $179/sq ft	11/6/2026 18 days
6	 **226 Irene St** **Deer Park, TX 77536** MLS ID: 54967971 Pending / For Sale *Listing Courtesy of 316 Realty Group*	Single Family	3/2	1,068	6,298 sqft 1955	10/28/2026	$204,900 $192/sq ft	11/5/2026 8 days
7	 **3209 Surrey Ln** **Deer Park, TX 77536** MLS ID: 58684063 Pending / For Sale *Listing Courtesy of VIP Properties Jeree C Rogers*	Single Family	6/3	3,459	0.38 acres 1995	10/30/2026	$498,500 $144/sq ft	11/5/2026 6 days
8	 **129 E 5th St** **Deer Park, TX 77536** MLS ID: 69802822 Pending / For Sale *Listing Courtesy of Redfin Corporation*	Single Family	3/2	1,367	7,501 sqft 1955	10/27/2026	$200,000 $146/sq ft	11/2/2026 6 days
9	 **1913 Dublin Dr** **Deer Park, TX 77536** MLS ID: 64783343 Pending / For Sale *Listing Courtesy of UTR TEXAS, REALTORS*	Single Family	4/3	2,493	7,570 sqft 1987	8/20/2026	$379,900 $152/sq ft	11/2/2026 74 days
10	 **1110 E Rutgers Ln** **Deer Park, TX 77536** MLS ID: 54903675 Pending / For Sale *Listing Courtesy of Faron Daigle Realty*	Single Family	3/2	1,427	7,200 sqft 1968	6/15/2026	$229,900 $161/sq ft	10/27/2026 134 days

Copyright 2026 Realtors Property Resource® LLC. All Rights Reserved.
Information is not guaranteed. Equal Housing Opportunity.

Deer Park, Texas

Closed

Source: Public Records and Listings

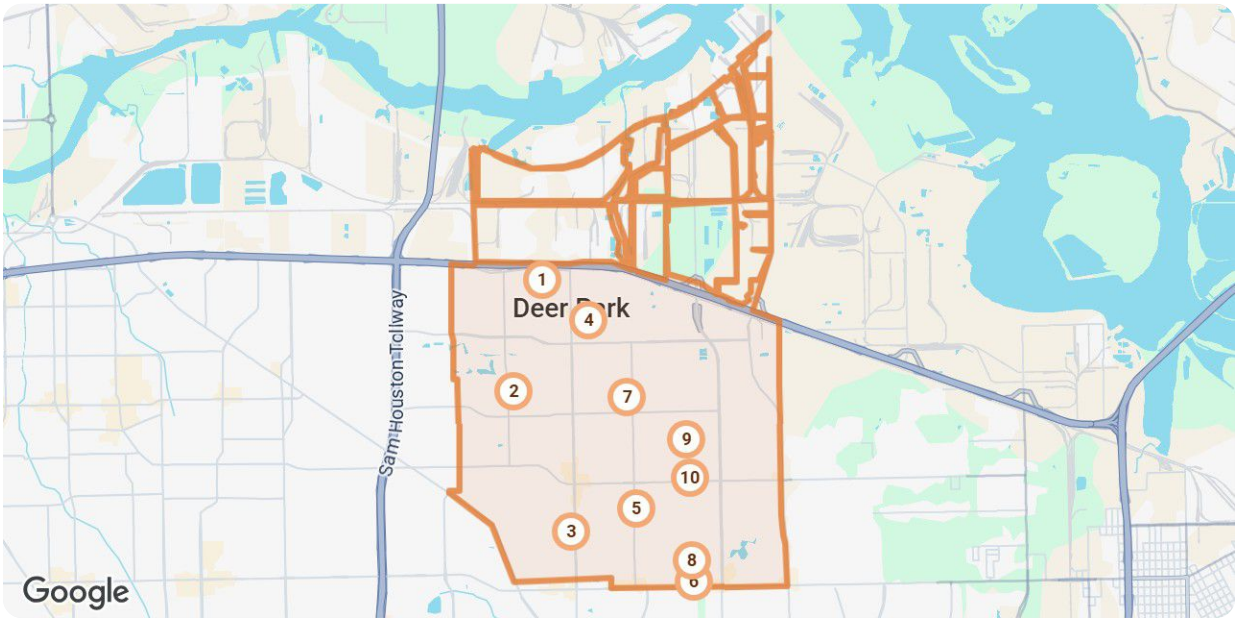

Legend

Closed

Closed: 10 properties	Property Type	Beds / Baths	Living Area (sq ft)	Lot Size / Year Built	Closed Date / Days in RPR	Closed Price / $ Per Sq Ft	List to Sold Price %
1  **601 Kimswick Ct** **Deer Park, TX 77536** MLS ID: 82892144 Closed / For Sale *Courtesy of MWM Real Estate Group*	Single Family	3/2	1,609	7,235 sqft 1980	11/16/2026 24 days	$245,000 $152/sq ft	↓ 2%
2  **1622 Big Bend Ln** **Deer Park, TX 77536** Closed / Public Record	Single Family	4/2	2,317	9,300 sqft 2000	11/13/2026 – days	– $167/sq ft	–
3  **1129 E Columbia Ln** **Deer Park, TX 77536** Closed / Public Record	Single Family	3/2	1,170	7,200 sqft 1968	11/13/2026 – days	– $180/sq ft	–
4  **4726 S Meadow Dr** **Deer Park, TX 77536** Closed / Public Record	Single Family	4/3	2,690	9,849 sqft 2008	11/12/2026 – days	– $133/sq ft	–
5  **1121 Doris St** **Deer Park, TX 77536** Closed / Public Record	Single Family	3/2	1,493	8,773 sqft 1970	11/11/2026 – days	– $159/sq ft	–
6  **4605 Meadow Way Dr** **Deer Park, TX 77536** Closed / Public Record	Single Family	3/3	2,902	5,001 sqft 2010	11/11/2026 – days	– $115/sq ft	–

Copyright 2026 Realtors Property Resource® LLC. All Rights Reserved.
Information is not guaranteed. Equal Housing Opportunity.

Deer Park, Texas

Closed: 10 properties	Property Type	Beds / Baths	Living Area (sq ft)	Lot Size / Year Built	Closed Date / Days in RPR	Closed Price / $ Per Sq Ft	List to Sold Price %
7  **1801 Concord St** **Deer Park, TX 77536** Closed / Public Record	Single Family	3/2	1,676	9,100 sqft 1975	11/9/2026 – days	– $155/sq ft	–
8  **701 E Brown Ln** **Deer Park, TX 77536** Closed / Public Record	Single Family	4/2	2,145	7,148 sqft 1965	11/6/2026 – days	– $131/sq ft	–
9  **709 Columbia Ln** **Deer Park, TX 77536** Closed / Public Record	Single Family	4/2	1,369	0.36 acres 1965	11/5/2026 – days	– $166/sq ft	–
10  **1406 New Orleans St** **Deer Park, TX 77536** Closed / Public Record	Single Family	3/2	2,150	7,754 sqft 1972	11/5/2026 – days	– $142/sq ft	–

Distressed

Source: Public Records and Listings



Legend

Closed

Distressed: 3 properties	Property Type	Beds / Baths	Living Area (sq ft)	Lot Size / Year Built	List Date / Days in RPR	List Price / $ Per Sq Ft	Distressed Date / Type
1  **1418 Wexford Dr** **Deer Park, TX 77536** Closed / Public Record	Single Family	4/3	2,308	7,606 sqft 1986	– – days	– $127/sq ft	11/5/2026 Sold Date: 11/5/2026
2  **409 W Forrest Ln** **Deer Park, TX 77536** Closed / Public Record	Single Family	4/3	2,277	0.26 acres 1978	– – days	– $161/sq ft	10/21/2026 Sold Date: 10/6/2026

Copyright 2026 Realtors Property Resource® LLC. All Rights Reserved.
Information is not guaranteed. Equal Housing Opportunity.

Deer Park, Texas

Distressed: 3 properties		Property Type	Beds / Baths	Living Area (sq ft)	Lot Size / Year Built	List Date / Days in RPR	List Price / $ Per Sq Ft	Distressed Date / Type
3	 **2434 Tyler Ln** **Deer Park, TX 77536** Closed / Public Record	Single Family	3/2	2,100	7,484 sqft 1976	– – days	– $125/sq ft	9/1/2026 Sold Date: 9/1/2026

Summary

For Lease Activity in the Last 3 Months

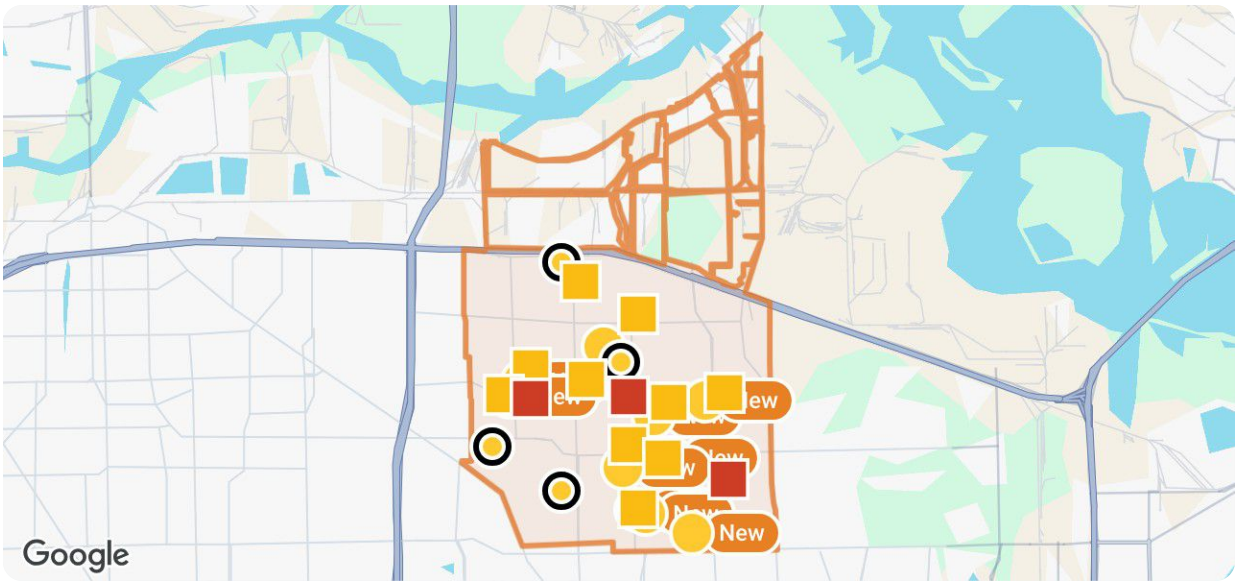

Legend

- For Lease
- For Lease Pending
- Distressed
- Recently Leased

	New	Pending	Closed	Distressed
Number of Properties	10	2	1	3
Lowest Listing Price / Est.Value	$1,450	$1,935	$2,500	$206,769
Median Listing Price / Est.Value	$2,150	$2,418	$2,500	$206,769
Highest Listing Price / Est.Value	$3,200	$2,900	$2,500	$206,769
Average Price / sqft	$1	$1	$1	$91
Median Price / sqft	$1	$1	$1	$91
Average Days in RPR	10	14	47	–
Median Days in RPR	9	14	47	–
Total Volume	$21,425	$4,835	$2,500	$206,769
Source	Listings	Listings	Public Records & Listings	Public Records & Listings

Copyright 2026 Realtors Property Resource® LLC. All Rights Reserved.
Information is not guaranteed. Equal Housing Opportunity.

Deer Park, Texas

Market Activity Breakdown

New

Source: Listings

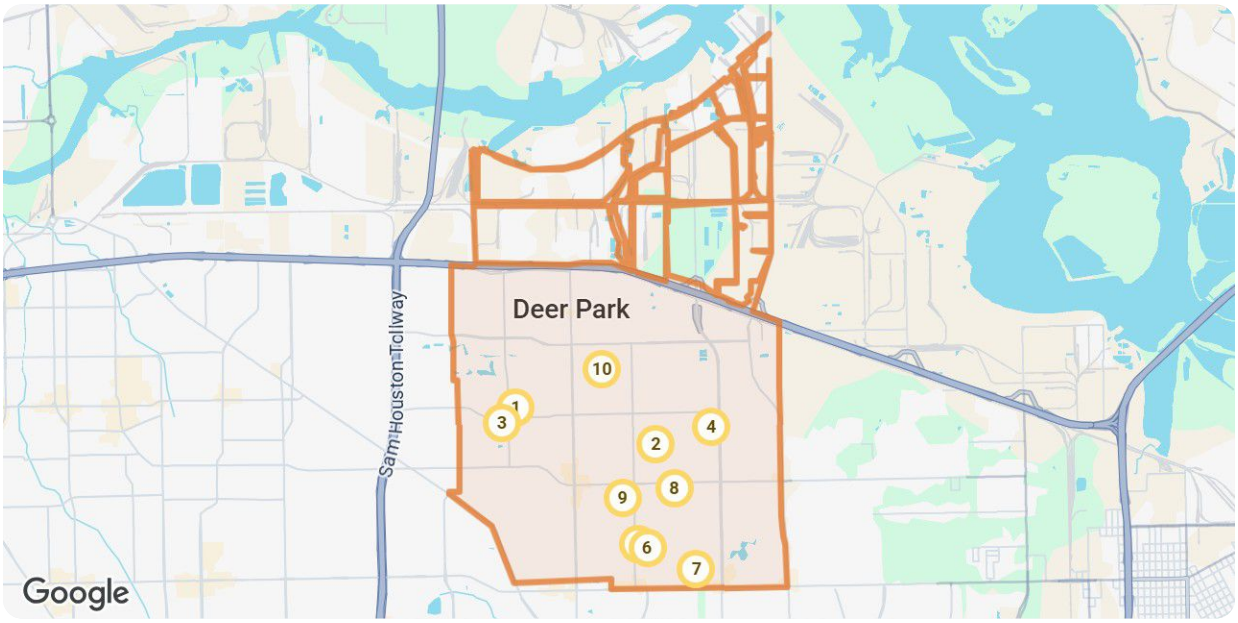

Legend

Active For Lease

New: 10 properties	Property Type	Beds / Baths	Living Area (sq ft)	Lot Size	Year Built	List Date / Days in RPR	List Price / $ Per Sq Ft
1  **801 Arbor Dr** **Deer Park, TX 77536** MLS ID: 13116584 Active / For Lease *Courtesy of KJ Platinum Properties LLC*	Single Family	3/2	1,853	7,139 sqft	1967	11/20/2026 1 day	$2,200 mo. $1/sq ft
2  **1104 E 13th St** **Deer Park, TX 77536** MLS ID: 31833458 Active / For Lease *Courtesy of ST Realty*	Single Family	4/2	1,827	6,634 sqft	1970	11/16/2026 5 days	$2,100 mo. $1/sq ft
3  **2426 Estate Dr** **Deer Park, TX 77536** MLS ID: 12147152 Active / For Lease *Courtesy of WFI Management LLC*	Single Family	3/1	1,275	7,021 sqft	1955	11/16/2026 5 days	$1,725 mo. $1/sq ft
4  **3448 Pine Ln** **Deer Park, TX 77536** MLS ID: 50816266 Active / For Lease *Courtesy of My City Homes Realty*	Single Family	3/2	1,448	6,298 sqft	1969	11/14/2026 7 days	$2,200 mo. $2/sq ft
5  **4909 E Meadow Dr** **Deer Park, TX 77536** MLS ID: 43006988 Active / For Lease *Courtesy of Keller Williams Realty Clear Lake / NASA*	Single Family	4/3	2,463	5,501 sqft	2009	11/13/2026 8 days	$3,200 mo. $1/sq ft

Copyright 2026 Realtors Property Resource® LLC. All Rights Reserved.
Information is not guaranteed. Equal Housing Opportunity.

Deer Park, Texas

ShopProp

New: 10 properties	Property Type	Beds / Baths	Living Area (sq ft)	Lot Size	Year Built	List Date / Days in RPR	List Price / $ Per Sq Ft
6  **7402 Elbridge Ln** **Deer Park, TX 77536** MLS ID: 21010234 Active / For Lease *Courtesy of City Insight Houston*	Single Family	3/2	1,168	8,137 sqft	1955	11/11/2026 10 days	$1,800 mo. $2/sq ft
7  **3441 Hickory Ln** **Deer Park, TX 77536** MLS ID: 23981276 Active / For Lease *Courtesy of Turner Mangum,LLC*	Single Family	4/2	1,800	6,298 sqft	1969	11/9/2026 12 days	$2,450 mo. $1/sq ft
8  **4001 Luella Ave** **Deer Park, TX 77536** MLS ID: 21093616 Active / For Lease *Courtesy of My Castle Realty*	Single Family	3/2	1,716	6,821 sqft	1974	11/9/2026 12 days	$2,200 mo. $1/sq ft
9  **218 Page Ln** **Deer Park, TX 77536** MLS ID: 33184166 Active / For Lease *Courtesy of Keystone Realty Group*	Single Family	3/2	1,394	7,501 sqft	1980	11/5/2026 16 days	$2,100 mo. $2/sq ft
10  **120 W 12th St, #A** **Deer Park, TX 77536** MLS ID: 64136839 Active / For Lease *Courtesy of Victory Properties, Inc.*	Condo/Townhouse/Apt.	2/2	900	0.46 acres	2020	10/27/2026 25 days	$1,450 mo. $2/sq ft

Pending

Source: Listings



Legend

Active For Lease

Copyright 2026 Realtors Property Resource® LLC. All Rights Reserved.
Information is not guaranteed. Equal Housing Opportunity.

Deer Park, Texas

Shop|Prop

Pending: 2 properties	Property Type	Beds / Baths	Living Area (sq ft)	Lot Size / Year Built	List Date	List Price / $ Per Sq Ft	Pending Date / Days in RPR
1  **2614 Taos Trl** **Deer Park, TX 77536** MLS ID: 8239098 Pending / For Lease *Courtesy of Summit, Realtors*	Single Family	5/4	4,129	9,012 sqft 2006	11/5/2026	$2,900 mo. $1/sq ft	11/16/2026 11 days
2  **745 Academy Ln** **Deer Park, TX 77536** MLS ID: 71316336 Pending / For Lease *Courtesy of Invitation Homes Realty, LLC.*	Single Family	4/2	1,682	7,562 sqft 1969	10/27/2026	$1,935 mo. $1/sq ft	11/12/2026 16 days

Closed

Source: Public Records and Listings

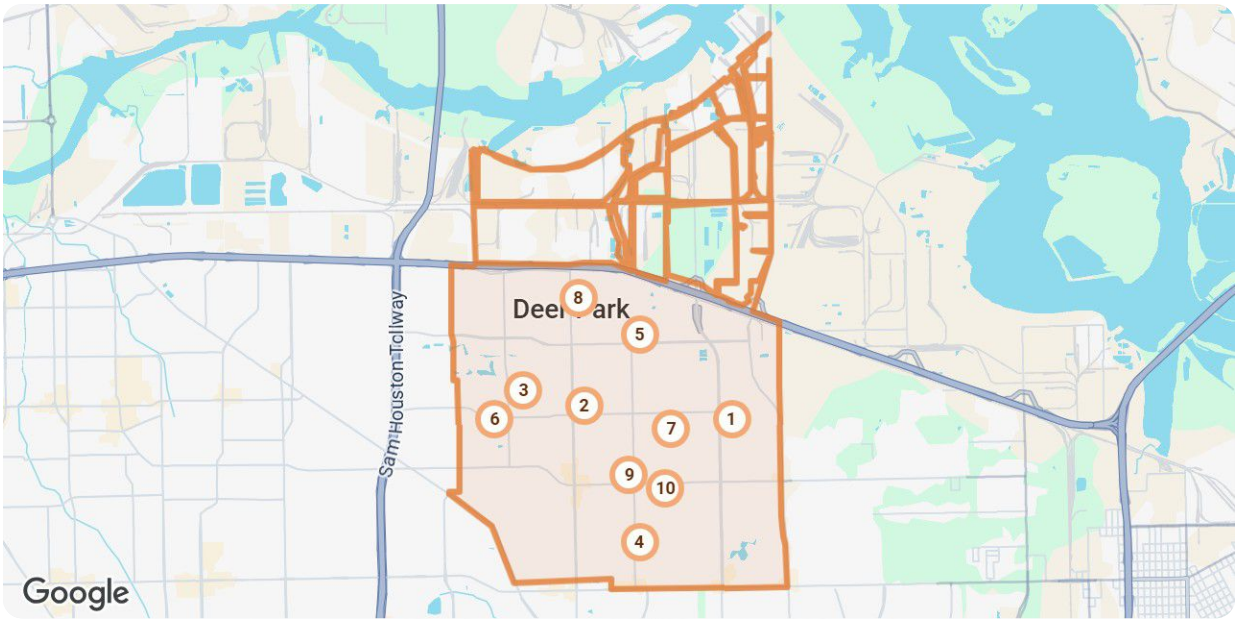

Legend

Closed

Closed: 1 properties	Property Type	Beds / Baths	Living Area (sq ft)	Lot Size / Year Built	Closed Date / Days in RPR	Closed Price / $ Per Sq Ft	List to Sold Price %
1  **4713 E Meadow Dr** **Deer Park, TX 77536** MLS ID: 43944477 Closed / For Lease *Courtesy of Henry Fuertes, Broker*	Single Family	4/2	1,928	5,122 sqft 2010	11/20/2026 47 days	– $1/sq ft	–

Copyright 2026 Realtors Property Resource® LLC. All Rights Reserved.
Information is not guaranteed. Equal Housing Opportunity.

Deer Park, Texas

Shop|Prop

Distressed

Source: Public Records and Listings



Legend

Closed

Distressed: 3 properties	Property Type	Beds / Baths	Living Area (sq ft)	Lot Size / Year Built	List Date / Days in RPR	List Price / $ Per Sq Ft	Distressed Date / Type
1  **1418 Wexford Dr** **Deer Park, TX 77536** Closed / Public Record	Single Family	4/3	2,308	7,606 sqft 1986	– – days	– $127/sq ft	11/5/2026 Sold Date: 11/5/2026
2  **409 W Forrest Ln** **Deer Park, TX 77536** Closed / Public Record	Single Family	4/3	2,277	0.26 acres 1978	– – days	– $161/sq ft	10/21/2026 Sold Date: 10/6/2026
3  **2434 Tyler Ln** **Deer Park, TX 77536** Closed / Public Record	Single Family	3/2	2,100	7,484 sqft 1976	– – days	– $125/sq ft	9/1/2026 Sold Date: 9/1/2026

Copyright 2026 Realtors Property Resource® LLC. All Rights Reserved.
Information is not guaranteed. Equal Housing Opportunity.

Deer Park, Texas

About RPR

- RPR® is the nation's largest property database, exclusively for REALTORS®. It empowers REALTORS® to help buyers and sellers make informed decisions, backed by a real estate database covering more than 160 million residential and commercial properties in the United States.
- RPR is a wholly owned subsidiary of the National Association of REALTORS® and a member benefit to REALTORS®.
- RPR's data sources range from MLSs and county-level tax and assessment offices, to the U.S. Census and FEMA, to specialty data set providers such as Esri (consumer data), Niche (school information) and Precisely (geographic boundaries).

Learn More

For more information about RPR, please visit RPR's public website: **https://blog.narrpr.com**



Copyright 2026 Realtors Property Resource® LLC. All Rights Reserved.
Information is not guaranteed. Equal Housing Opportunity.