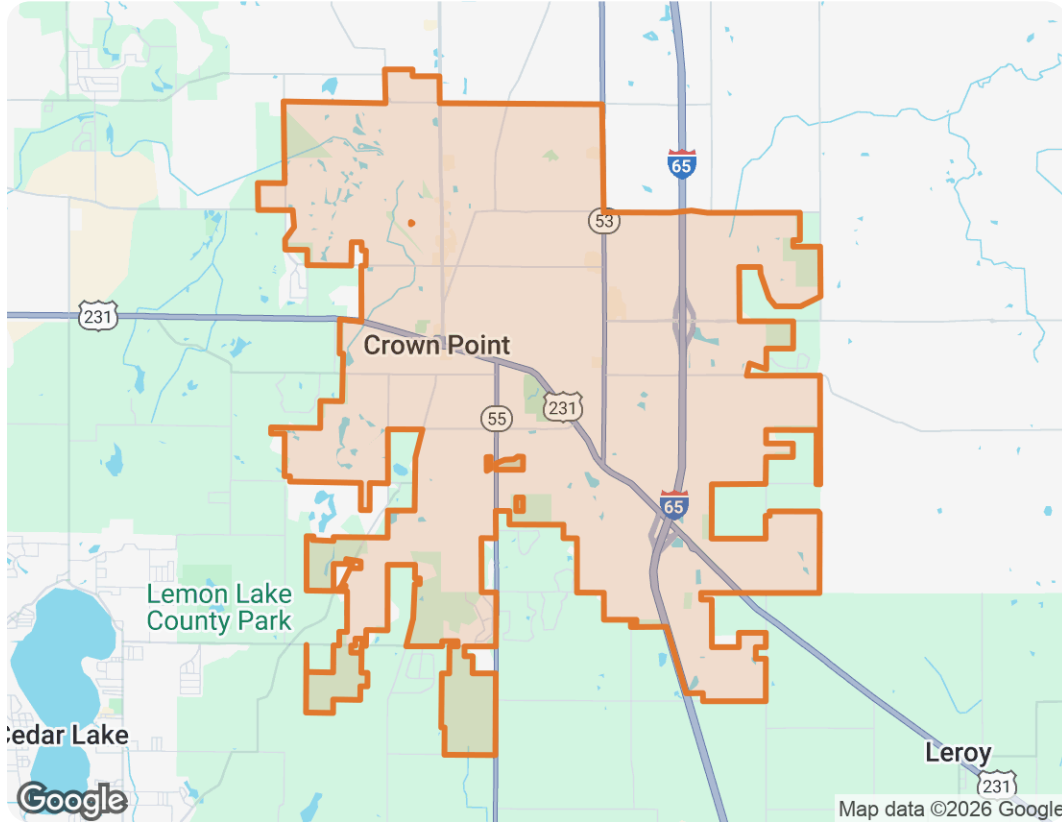


Crown Point, Indiana



Laura Ross

REALTOR

Indiana Real Estate License #RB14047975

📞 Mobile (219) 741-1330

✉️ laura@lauraross.net

🌐 [Http://www.LauraRossRealEstate.com](http://www.LauraRossRealEstate.com)



Market Trends

Market Trends for Crown Point, Indiana

Single Family + Condo/Townhouse/Apt.

November 2025

Market Type

Seller's Market

Balanced Market

Buyer's Market

Key Details

Months of Inventory

2.82

9.32% MoM

Sold to List Price %

98.2%

0.36% MoM

Median Days in RPR

24

7.69% MoM

Median Sold Price

\$340,497

1.31% MoM

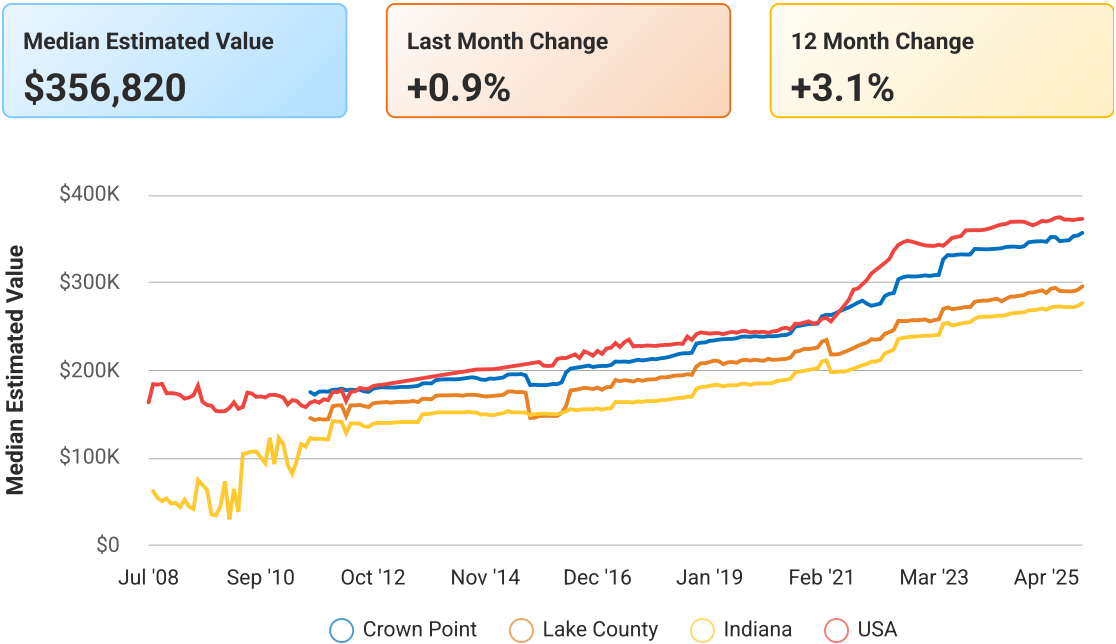
December 2025 Median Estimated Property Value

Single Family + Condo/Townhouse/Apt.

This graphic displays property estimates for a market area and a subject property, where one has been selected. Estimated property values are generated by a valuation model and are not formal appraisals.

Source: Public records, and MLS sources where licensed

Update Frequency: Monthly



Crown Point, Indiana

November 2025 Active Listings

Crown Point, Indiana

Single Family + Condo/Townhouse/Apt.

This graphic summarizes key statistics for properties that were in an active status on the last day of each month. RPR uses list date and a derived pending date to determine if the listing was active on the last day of the month. An end-of-month snapshot of active listings helps to understand inventory levels, price points and duration on the market.

Source: Listing sources

Update Frequency: Monthly

Median List Price - \$366,997

↓ 0.8% Month over Month





November 2025 Sold Listings

Crown Point, Indiana

Single Family + Condo/Townhouse/Apt.

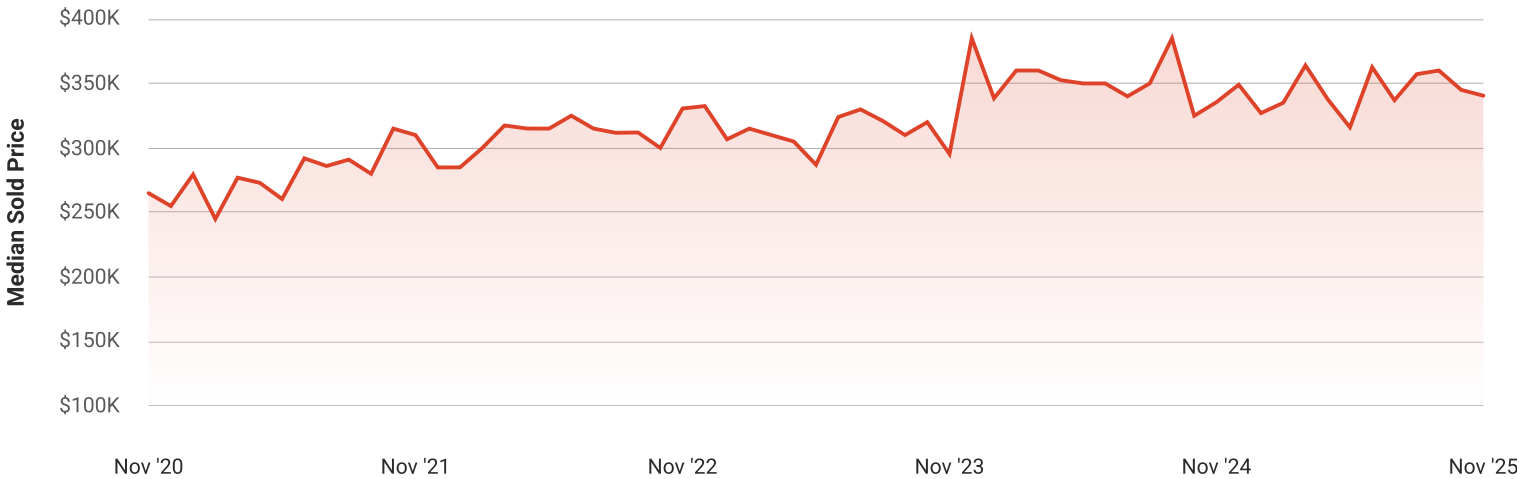
This graphic summarizes key statistics for properties that sold each month. RPR uses a derived sold date to determine when a property moved into a sold status within the given month. These statistics are important for understanding the price points on sold properties as well as the difference between the list price and sold price, which reveals whether buyers are paying over or under the asking price.

Source: Listing sources

Update Frequency: Monthly

Median Sold Price - \$340,497

↓ 1.3% Month over Month



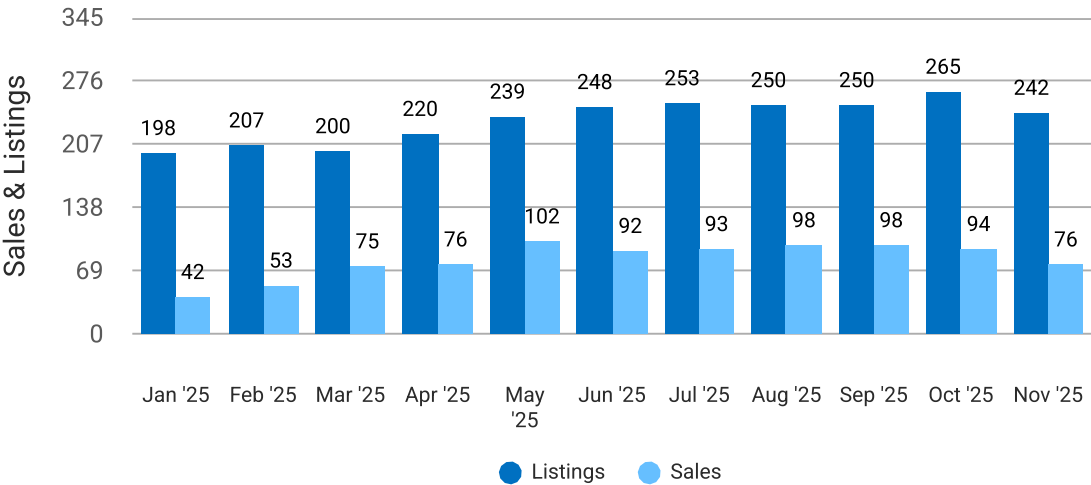
Total Sales and Active Listings

Single Family + Condo/Townhouse/Apt.

This graph compares the number of sales with the number of active listings in the local market.

Source: MLS data where licensed

Update Frequency: Monthly





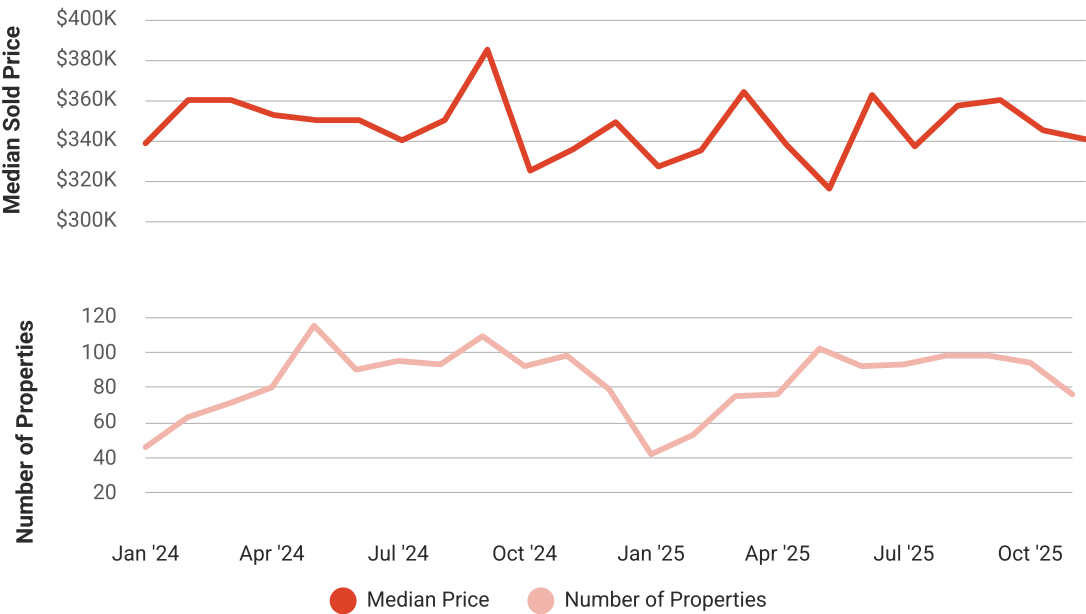
Median Sold Price vs Sold Listings

Single Family + Condo/Townhouse/Apt.

This chart compares the trend of median sold price and number of sold listings for the given location.

Source: Listing Data

Update Frequency: Monthly



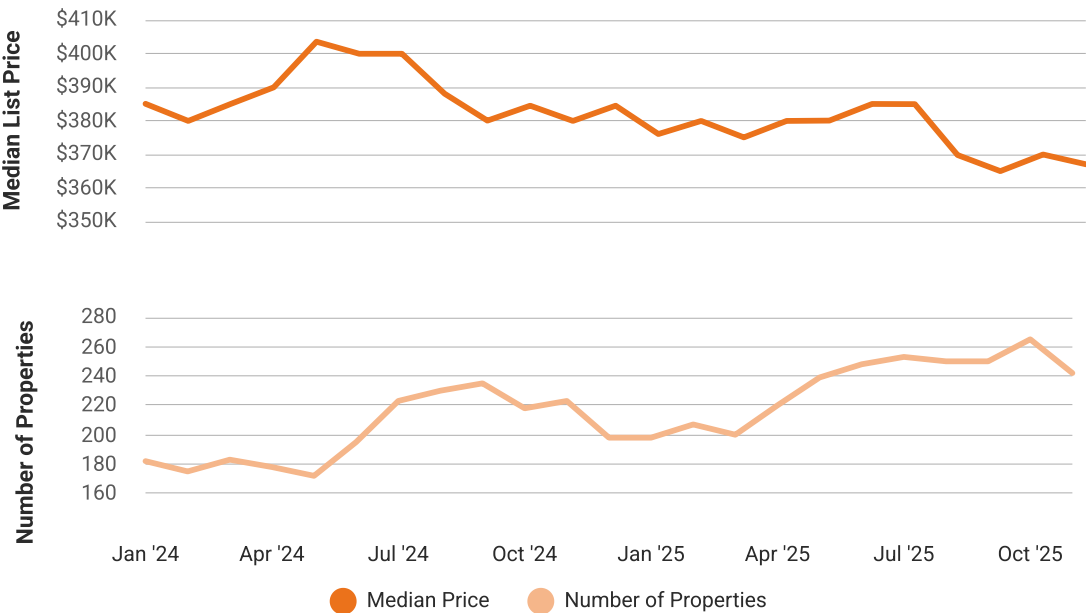
Median List Price vs Active Listings

Single Family + Condo/Townhouse/Apt.

This chart compares the trend of median list price and number of active properties for the given location.

Source: Listing Data

Update Frequency: Monthly





Market Snapshot

Value and Price Changes

	Current	Last Month	Last 3 Months	Last 12 Months	Last 24 Months	Last 36 Months
Median Est. Property Value Last Updated: 12/31/2025	\$356,820	\$353,710 +0.88%	\$348,270 +2.45%	\$346,000 +3.13%	\$338,350 +5.46%	\$307,470 +16.05%
Median Sold Price Last Updated: 11/30/2025	\$340,497	\$345,000 -1.31%	\$357,191 -4.67%	\$335,500 +1.49%	\$295,375 +15.28%	\$330,577 +3%
Median List Price Last Updated: 11/30/2025	\$366,997	\$369,900 -0.78%	\$369,745 -0.74%	\$379,900 -3.4%	\$389,900 -5.87%	\$339,900 +7.97%

About this Data: Because some brokerages may choose not to include their MLS listing content within the RPR platform, the analysis contained in this report may not have been created using all the available listing data within this geographical market.

Median estimated property values are generated by a valuation model and are not formal appraisals. Valuations are based on public records and MLS data where licensed. The Metrics displayed here reflect **All Residential Single Family, Condo, Townhouse and Apartment properties** data.

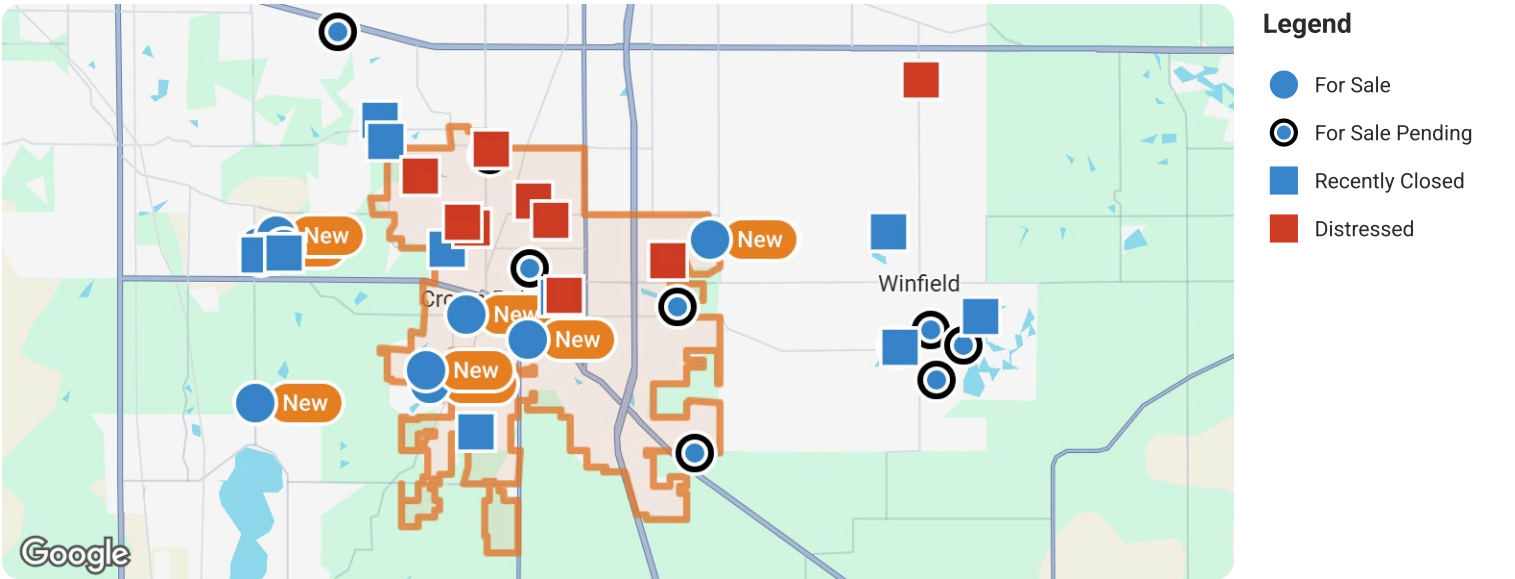
Market Activity

Market Activity Filters

- Sort Order: Date
- Maximum Properties Per Change Type: 10
- Change Types: New Listings, Pending, Closed, Distressed
- Property Types: Single Family, Condo/Townhouse/Apt
- Property Features: Sale Price: Any, Lease Price: Any, Beds: Any, Baths: Any, Living Area: Any, Lot Size (acre): Any, Year Built: Any

Summary

For Sale Activity in the Last 3 Months

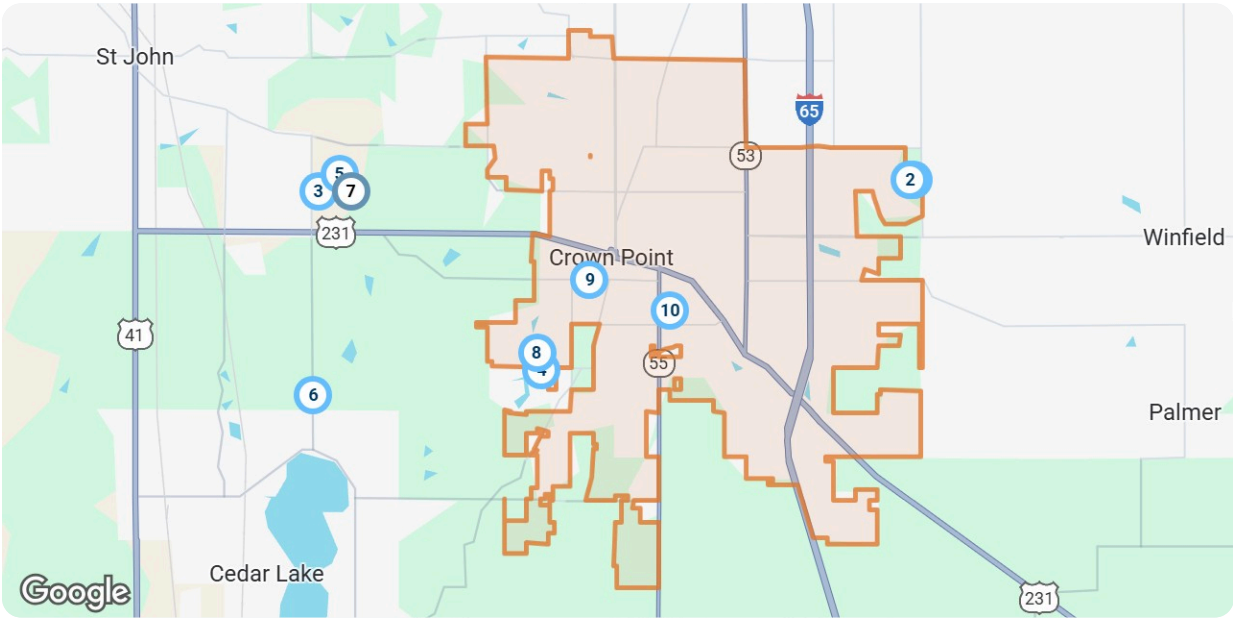


	New	Pending	Closed	Distressed
Number of Properties	10	10	10	9
Lowest Listing Price / Est.Value	\$225,000	\$244,900	\$225,000	\$181,150
Median Listing Price / Est.Value	\$437,490	\$342,495	\$363,340	\$312,595
Highest Listing Price / Est.Value	\$685,000	\$825,000	\$553,030	\$454,490
Average Price / sqft	\$190	\$194	\$186	\$177
Median Price / sqft	\$188	\$192	\$182	\$174
Average Days in RPR	5	61	38	–
Median Days in RPR	2	56	40	–
Total Volume	\$4,248,614	\$4,023,180	\$3,654,685	\$2,595,690
Source	Listings	Listings	Public Records & Listings	Public Records & Listings

Market Activity Breakdown

New

Source: Listings



- Legend
- Active For Sale
 - Active Under Contract

New: 10 properties		Property Type	Beds / Baths	Living Area (sq ft)	Lot Size	Year Built	List Date / Days in RPR	List Price / \$ Per Sq Ft
1	 <div>10347 Nevada Ct Crown Point, IN 46307 MLS ID: 832368 ● Active / For Sale <small>Listing Courtesy of @properties/Christie's Intl RE</small></div>	Single Family	3/3	2,643	9,372 sqft	2025	1/4/2026 1 day	\$468,400 \$177/sq ft
2	 <div>10350 Nevada Ct Crown Point, IN 46307 MLS ID: 832366 ● Active / For Sale <small>Listing Courtesy of @properties/Christie's Intl RE</small></div>	Single Family	3/3	2,484	10,800 sqft	2025	1/4/2026 1 day	\$445,445 \$179/sq ft
3	 <div>7883 W 105th Ave Crown Point, IN 46307 MLS ID: 832345 ● Active / For Sale <small>Listing Courtesy of DRH Realty of Indiana</small></div>	Single Family	4/3	2,521	9,000 sqft	2025	1/3/2026 2 days	\$429,990 \$171/sq ft
4	 <div>3709 W 121st Ave Crown Point, IN 46307 MLS ID: 832343 ● Active / For Sale <small>Listing Courtesy of @properties/Christie's Intl RE</small></div>	Single Family	3/2	2,454	0.33 acres	1963	1/3/2026 2 days	\$389,900 \$159/sq ft
5	 <div>10365 Blaine St Crown Point, IN 46307 MLS ID: 832347 ● Active / For Sale <small>Listing Courtesy of DRH Realty of Indiana</small></div>	Single Family	4/3	2,356	9,000 sqft	2025	1/3/2026 2 days	\$444,990 \$189/sq ft

Market Activity Report

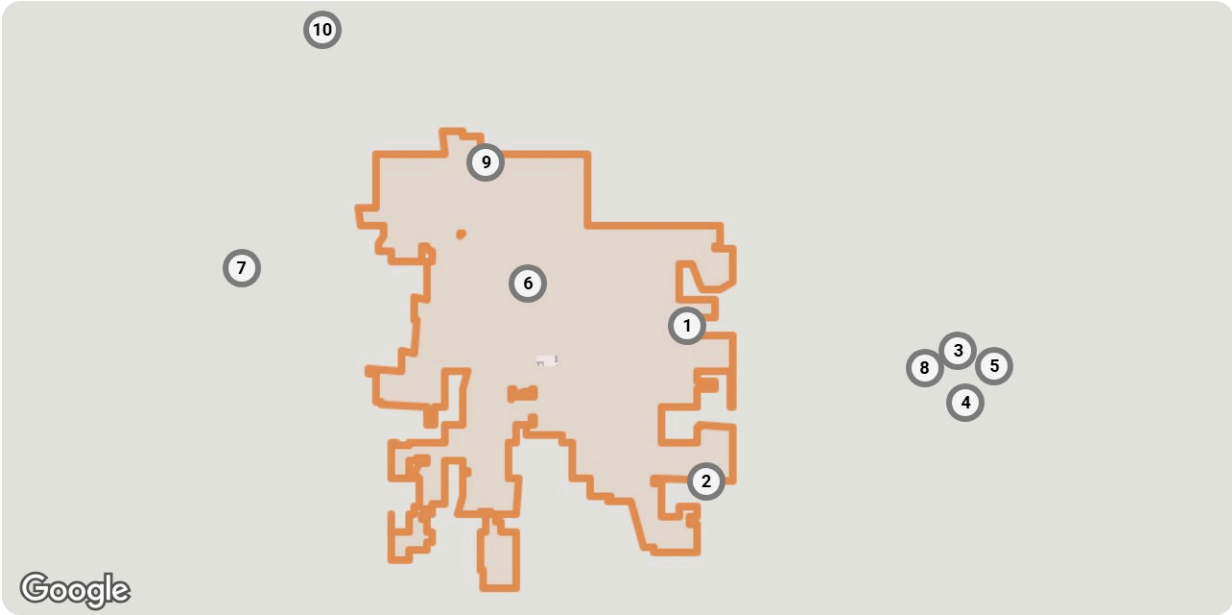
Crown Point, Indiana



New: 10 properties		Property Type	Beds / Baths	Living Area (sq ft)	Lot Size	Year Built	List Date / Days in RPR	List Price / \$ Per Sq Ft
6		12323 Cline Ave Crown Point, IN 46307 MLS ID: 832340 ● Active / For Sale <i>Listing Courtesy of BHHS Executive Realty</i>	Single Family	4/1	2,520	4.02 acres	1961	1/3/2026 2 days \$470,000 \$187/sq ft
7		10524 Morse Pl Crown Point, IN 46307 MLS ID: 831346 ● Active Under Contract / For Sale <i>Listing Courtesy of DRH Realty of Indiana</i>	Single Family	4/2	1,771	7,950 sqft	2025	11/30/2025 36 days \$349,990 \$198/sq ft
8		964 Ryan Ct Crown Point, IN 46307 MLS ID: 832335 ● Active / For Sale <i>Listing Courtesy of Better Homes and Gardens Real</i>	Condo/Townhouse/Apt.	4/3	3,578	9,365 sqft	1999	1/3/2026 2 days \$685,000 \$191/sq ft
9		412 W South St Crown Point, IN 46307 MLS ID: 832357 ● Active / For Sale <i>Listing Courtesy of Impact Indiana Real Estate, LL</i>	Single Family	6/1	936	8,712 sqft	1940	1/3/2026 2 days \$225,000 \$240/sq ft
10		936 Seneca Dr Crown Point, IN 46307 MLS ID: 832302 ● Active / For Sale <i>Listing Courtesy of Key Realty Indiana, LLC</i>	Single Family	3/2	1,632	10,332 sqft	1974	1/2/2026 3 days \$339,899 \$208/sq ft

Pending

Source: Listings



Legend

● Pending



Market Activity Report

Crown Point, Indiana



Pending: 10 properties		Property Type	Beds / Baths	Living Area (sq ft)	Lot Size / Year Built	List Date	List Price / \$ Per Sq Ft	Pending Date / Days in RPR
1		2165 E 111th Pl Crown Point, IN 46307 MLS ID: 831344 🕒 Pending / For Sale	Single Family	3/3	2,282	7,812 sqft 2024	11/30/2025 \$419,900 \$184/sq ft	1/5/2026 36 days
Listing Courtesy of Bach Investment Group								
2		2691 E 129th Ave Crown Point, IN 46307 MLS ID: 826612 🕒 Pending / For Sale	Single Family	3/4	3,288	5.63 acres 1993	8/25/2025 \$669,000 \$203/sq ft	1/2/2026 130 days
Listing Courtesy of Weichert, Realtors-Moke Agency								
3		3794 Kingsway Dr Crown Point, IN 46307 MLS ID: 829232 🕒 Pending / For Sale	Single Family	3/2	1,248	0.3 acres 1980	10/12/2025 \$244,900 \$196/sq ft	1/1/2026 81 days
Listing Courtesy of McColly Real Estate								
4		3984 Kingsway Dr Crown Point, IN 46307 MLS ID: 830227 🕒 Pending / For Sale	Single Family	3/2	2,029	9,425 sqft 1991	11/1/2025 \$325,000 \$160/sq ft	12/29/2025 58 days
Listing Courtesy of Brokerworks Group								
5		3488 W Lakeshore Dr Crown Point, IN 46307 MLS ID: 830378 🕒 Pending / For Sale	Single Family	3/4	4,372	0.34 acres 1993	11/5/2025 \$825,000 \$189/sq ft	12/29/2025 54 days
Listing Courtesy of McColly Real Estate								
6		411 Prairie St Crown Point, IN 46307 MLS ID: 830709 🕒 Pending / For Sale	Single Family	3/1	925	9,174 sqft 1958	11/12/2025 \$249,500 \$270/sq ft	12/29/2025 47 days
Listing Courtesy of Realty Executives Premier								
7		7830 W 106th Pl Crown Point, IN 46307 MLS ID: 832039 🕒 Pending / For Sale	Single Family	4/2	1,771	9,000 sqft 2025	12/19/2025 \$359,990 \$203/sq ft	12/27/2025 8 days
Listing Courtesy of DRH Realty of Indiana								
8		7483 E 116th Pl Crown Point, IN 46307 MLS ID: 831776 🕒 Pending / For Sale	Single Family	3/2	1,498	7,841 sqft 2025	12/11/2025 \$359,990 \$240/sq ft	12/27/2025 16 days
Listing Courtesy of DRH Realty of Indiana								
9		9380 Roosevelt Pl Crown Point, IN 46307 MLS ID: 829395 🕒 Pending / For Sale	Single Family	3/2	1,708	10,411 sqft 1967	10/14/2025 \$294,900 \$173/sq ft	12/26/2025 73 days
Listing Courtesy of Better Homes and Gardens Real Estate								
10		1785 Wedgewood Ct Crown Point, IN 46307 MLS ID: 827742 🕒 Pending / For Sale	Condo/Townhouse/Apt.	2/2	2,263	7,667 sqft 1990	9/10/2025 \$275,000 \$122/sq ft	12/26/2025 107 days
Listing Courtesy of HomeSmart Legacy								



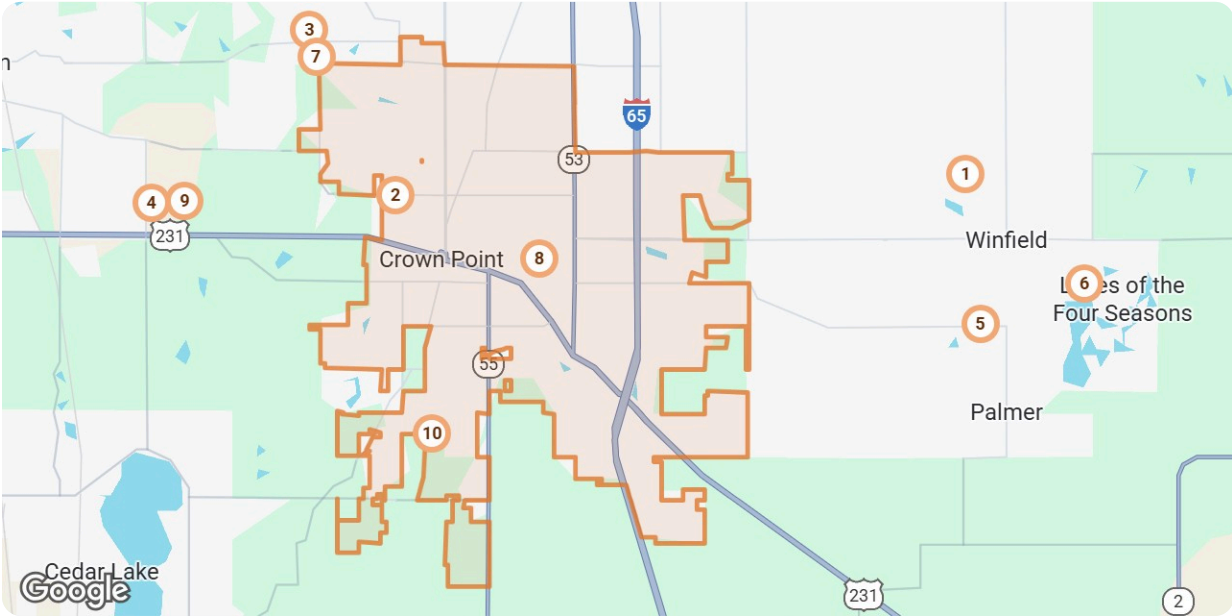
Market Activity Report

Crown Point, Indiana



Closed

Source: Public Records and Listings



Legend

● Closed

Closed: 10 properties		Property Type	Beds / Baths	Living Area (sq ft)	Lot Size / Year Built	Closed Date / Days in RPR	Closed Price / \$ Per Sq Ft	List to Sold Price %
1		Single Family	3/2	1,992	8,276 sqft 2024	1/2/2026 67 days	\$398,995 \$200/sq ft	-
2		Single Family	4/3	3,084	0.28 acres 2025	12/31/2025 1 day	\$553,030 \$179/sq ft	-
3		Single Family	3/2	1,492	8,407 sqft 1986	12/31/2025 40 days	\$275,000 \$184/sq ft	↓ 3.47%
4		Single Family	4/3	2,836	0.25 acres 2025	12/30/2025 10 days	\$481,990 \$170/sq ft	↑ 0.42%
5		Single Family	3/2	1,505	0.32 acres 2025	12/30/2025 13 days	\$364,990 \$243/sq ft	↓ 1.35%



Market Activity Report

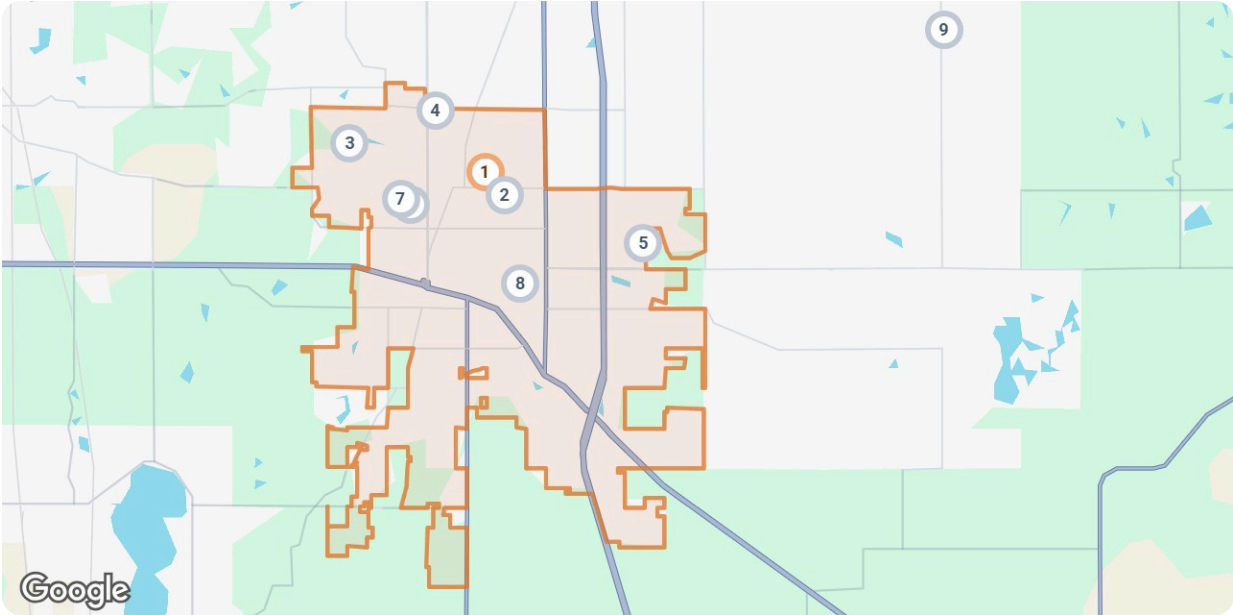
Crown Point, Indiana



Closed: 10 properties		Property Type	Beds / Baths	Living Area (sq ft)	Lot Size / Year Built	Closed Date / Days in RPR	Closed Price / \$ Per Sq Ft	List to Sold Price %
6	 <div>2586 Brookwood Dr Crown Point, IN 46307 MLS ID: 827387 <div>Closed / For Sale</div></div> <div>Courtesy of Century 21 Circle</div>	Condo/Townhouse/Apt.	3/2	1,500	2,200 sqft 1988	12/30/2025 78 days	\$225,000 \$150/sq ft	↓ 6.21%
7	 <div>9251 Clark Pl Crown Point, IN 46307 MLS ID: 831092 <div>Closed / For Sale</div></div> <div>Courtesy of McColly Real Estate</div>	Single Family	3/3	2,010	7,275 sqft 1997	12/30/2025 39 days	\$304,000 \$151/sq ft	↑ 1.33%
8	 <div>1634 Dogwood Dr Crown Point, IN 46307 MLS ID: 831109 <div>Closed / For Sale</div></div> <div>Courtesy of Century 21 Circle</div>	Condo/Townhouse/Apt.	2/2	1,280	5,320 sqft 2001	12/30/2025 39 days	\$262,000 \$205/sq ft	↓ 2.93%
9	 <div>10588 Morse Pl Crown Point, IN 46307 MLS ID: 829802 <div>Closed / For Sale</div></div> <div>Courtesy of DRH Realty of Indiana</div>	Single Family	4/3	2,836	7,950 sqft 2025	12/30/2025 46 days	\$427,990 \$151/sq ft	↓ 0.47%
10	 <div>253 Nomo Pl Crown Point, IN 46307 MLS ID: 829328 <div>Closed / For Sale</div></div> <div>Courtesy of Listing Leaders Northwest</div>	Condo/Townhouse/Apt.	2/2	1,601	3,321 acres 2022	12/30/2025 50 days	\$361,690 \$226/sq ft	↓ 2.22%

Distressed

Source: Public Records and Listings










Legend

- Closed
- Off Market, Hold, Withdrawn, Expired, or Canceled



Crown Point, Indiana

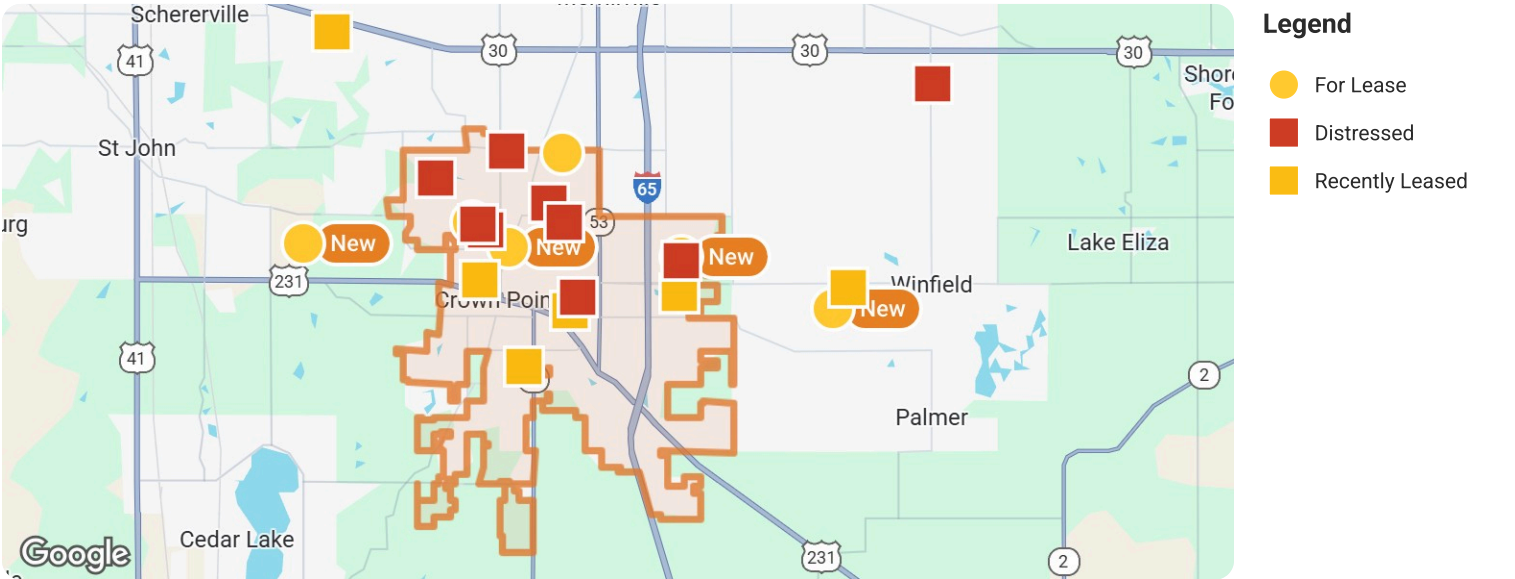


Distressed: 9 properties		Property Type	Beds / Baths	Living Area (sq ft)	Lot Size / Year Built	List Date / Days in RPR	List Price / \$ Per Sq Ft	Distressed Date / Type	
1		1604 W 99th Pl Crown Point, IN 46307 Closed / Public Record	Single Family	3/3	2,223	9,757 sqft 1990	– – days	– \$160/sq ft	11/25/2025 Notice of Foreclosure Sale
2		1338 Jacob Dr Crown Point, IN 46307 Off Market / Public Record	Single Family	5/3	2,655	9,180 sqft 2002	– – days	– \$168/sq ft	10/29/2025 Notice of Foreclosure Sale
3		1030 Freedom Cir S Crown Point, IN 46307 Off Market / Public Record	Condo/Townhouse/Apt.	3/2	1,859	8,451 sqft 2005	– – days	– \$186/sq ft	11/21/2025 Notice of Foreclosure Sale
4		2241 W 93rd Ave Crown Point, IN 46307 Off Market / Public Record	Single Family	4/2	1,864	0.26 acres 1967	– – days	– \$149/sq ft	11/21/2025 Notice of Foreclosure Sale
5		10597 Maine Dr Crown Point, IN 46307 Off Market / Public Record	Condo/Townhouse/Apt.	3/2	1,719	9,954 sqft 2006	– – days	– \$180/sq ft	12/8/2025 Notice of Foreclosure Sale
6		305 Birch St Crown Point, IN 46307 Off Market / Public Record	Single Family	3/1	825	0.26 acres 1950	– – days	– \$220/sq ft	10/29/2025 Notice of Foreclosure Sale
7		332 Maple St Crown Point, IN 46307 Off Market / Public Record	Single Family	4/1	1,982	10,050 sqft 1953	– – days	– \$159/sq ft	12/8/2025 Notice of Foreclosure Sale
8		1727 Chestnut Dr, #R Crown Point, IN 46307 Off Market / Public Record	Condo/Townhouse/Apt.	3/2	1,430	5,320 sqft 2000	– – days	– \$186/sq ft	10/20/2025 Notice of Foreclosure Sale
9		8427 Randolph St Crown Point, IN 46307 Off Market / Public Record	Single Family	3/3	2,755	1.46 acres 1958	– – days	– \$165/sq ft	10/20/2025 Notice of Foreclosure Sale



Summary

For Lease Activity in the Last 3 Months

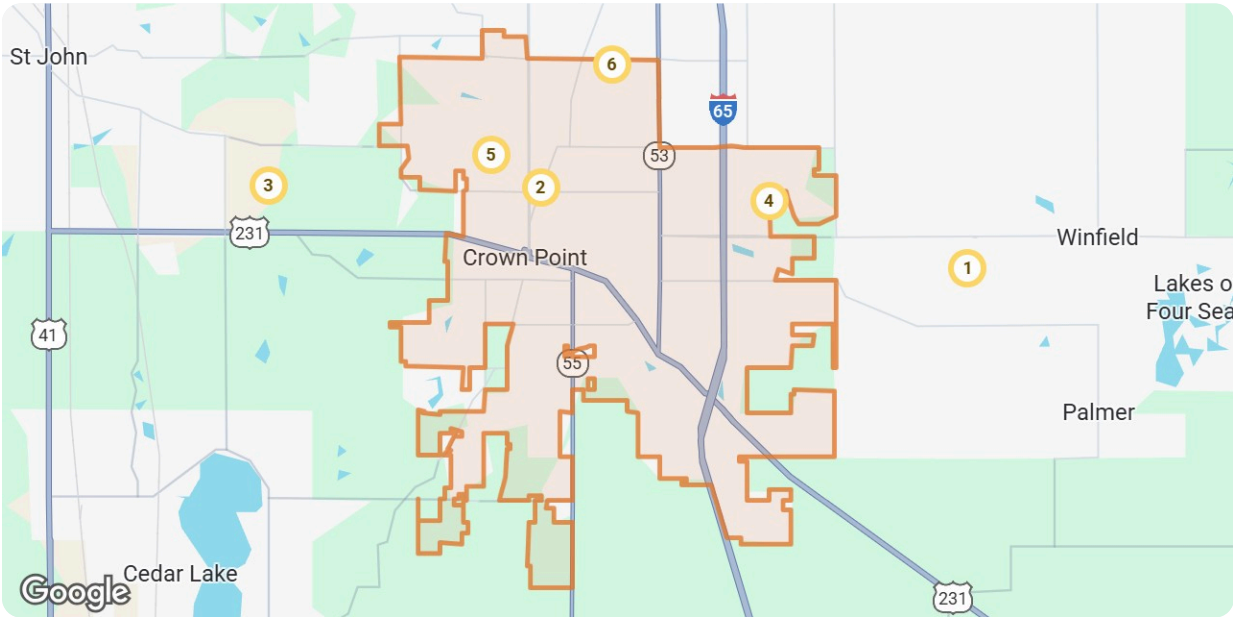


	New	Closed	Distressed
Number of Properties	6	7	9
Lowest Listing Price / Est.Value	\$1,600	\$1,600	\$181,150
Median Listing Price / Est.Value	\$2,500	\$2,395	\$312,595
Highest Listing Price / Est.Value	\$3,100	\$2,850	\$454,490
Average Price / sqft	\$1	\$1	\$177
Median Price / sqft	\$1	\$1	\$174
Average Days in RPR	35	44	–
Median Days in RPR	27	39	–
Total Volume	\$15,000	\$15,520	\$2,595,690
Source	Listings	Public Records & Listings	Public Records & Listings

Market Activity Breakdown

New

Source: Listings



Legend

Active For Lease

New: 6 properties		Property Type	Beds / Baths	Living Area (sq ft)	Lot Size	Year Built	List Date / Days in RPR	List Price / \$ Per Sq Ft
1	<div><div></div><div><div>11232 Abigail Dr</div><div>Crown Point, IN 46307</div><div>MLS ID: 832119</div><div>● Active / For Lease</div></div><div>Courtesy of Realest.com</div></div>	Single Family	4/3	3,200	0.25 acres	2025	12/22/2025 14 days	\$3,100 mo. \$1/sq ft
2	<div><div></div><div><div>1013 Merrillville Rd</div><div>Crown Point, IN 46307</div><div>MLS ID: 832087</div><div>● Active / For Lease</div></div><div>Courtesy of @properties/Christie's Intl RE</div></div>	Single Family	3/2	1,646	0.28 acres	1950	12/21/2025 15 days	\$2,200 mo. \$1/sq ft
3	<div><div></div><div><div>10463 Morse Pl</div><div>Crown Point, IN 46307</div><div>MLS ID: 831737</div><div>● Active / For Lease</div></div><div>Courtesy of Listing Leaders Northwest</div></div>	Single Family	4/3	2,589	8,480 sqft	2022	12/10/2025 26 days	\$3,100 mo. \$1/sq ft
4	<div><div></div><div><div>10557 Maine Dr</div><div>Crown Point, IN 46307</div><div>MLS ID: 831686</div><div>● Active / For Lease</div></div><div>Courtesy of McCormick Real Estate, Inc.</div></div>	Condo/Townhouse/Apt.	3/2	1,883	5,754 sqft	2006	12/8/2025 28 days	\$2,700 mo. \$1/sq ft
5	<div><div></div><div><div>351 Maple St</div><div>Crown Point, IN 46307</div><div>MLS ID: 830404</div><div>● Active / For Lease</div></div><div>Courtesy of McCormick Real Estate, Inc.</div></div>	Single Family	2/1	875	10,500 sqft	1951	11/5/2025 61 days	\$1,600 mo. \$2/sq ft


Market Activity Report

Crown Point, Indiana



New: 6 properties	Property Type	Beds / Baths	Living Area (sq ft)	Lot Size	Year Built	List Date / Days in RPR	List Price / \$ Per Sq Ft
-------------------	---------------	--------------	---------------------	----------	------------	-------------------------	---------------------------

6



1345 W 94th Ct
Crown Point, IN 46307
MLS ID: 830232

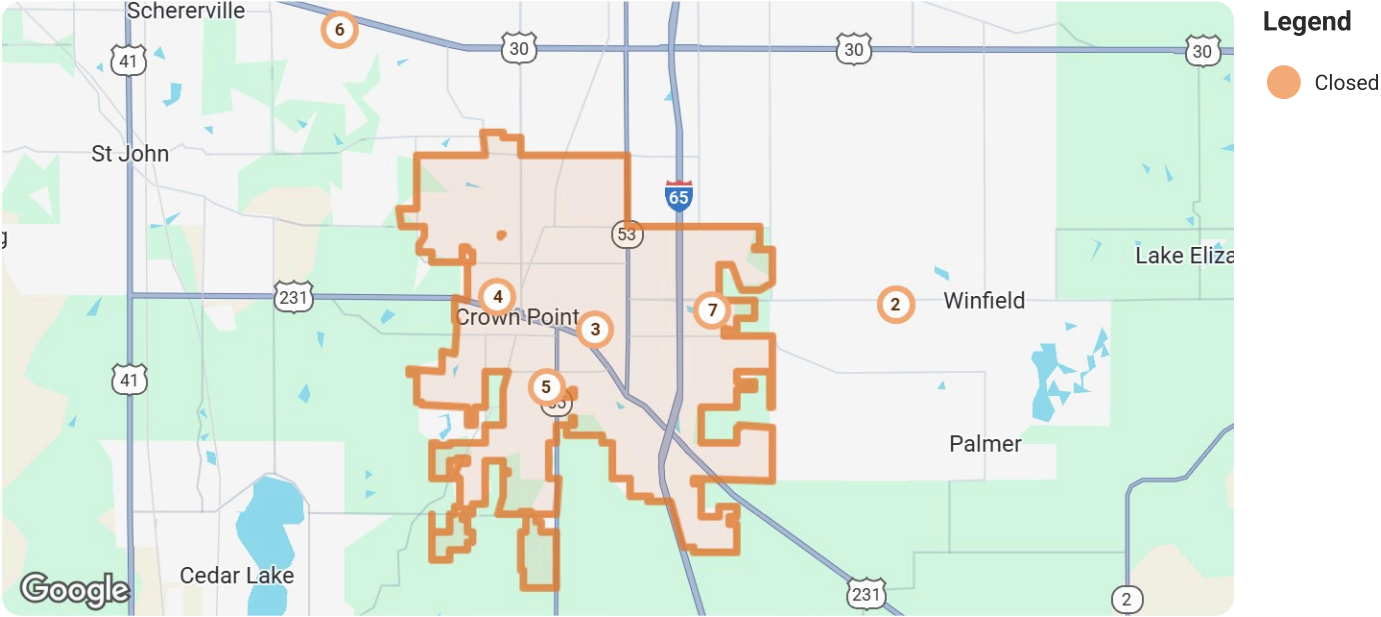
● Active / For Lease

Courtesy of BHHS Executive Realty

Condo/Townhouse/Apt.	2/2	1,506	4,008 sqft	1997	11/1/2025 65 days	\$2,300 mo. \$2/sq ft
----------------------	-----	-------	------------	------	----------------------	--------------------------


Closed

Source: Public Records and Listings



Closed: 7 properties	Property Type	Beds / Baths	Living Area (sq ft)	Lot Size / Year Built	Closed Date / Days in RPR	Closed Price / \$ Per Sq Ft	List to Sold Price %
----------------------	---------------	--------------	---------------------	-----------------------	---------------------------	-----------------------------	----------------------

1




5913 E 109th Pl
Crown Point, IN 46307
MLS ID: 830591

● Closed / For Lease

Courtesy of RE/MAX Executives

Single Family	3/2	1,792	8,712 sqft 2025	12/30/2025 39 days	— \$2/sq ft	—
---------------	-----	-------	--------------------	-----------------------	----------------	---

2




10919 Charles Dr
Crown Point, IN 46307
MLS ID: 828520

● Closed / For Lease

Courtesy of RE/MAX Executives

Single Family	3/2	1,769	6,098 sqft 2025	12/30/2025 88 days	— \$2/sq ft	—
---------------	-----	-------	--------------------	-----------------------	----------------	---

3




1614 Golden Oak Dr
Crown Point, IN 46307
MLS ID: 831545

● Closed / For Lease

Courtesy of Realest.com

Condo/Townhouse/Apt.	3/2	1,670	5,130 sqft 2004	12/22/2025 13 days	— \$1/sq ft	—
----------------------	-----	-------	--------------------	-----------------------	----------------	---

4



501 W Farragut St, #503
Crown Point, IN 46307
MLS ID: 826713

● Closed / For Lease

Courtesy of McCormick Real Estate, Inc.



Condo/Townhouse/Apt.	2/2	1,272	10,125 sqft 1972	11/22/2025 69 days	— \$1/sq ft	—
----------------------	-----	-------	---------------------	-----------------------	----------------	---



Market Activity Report

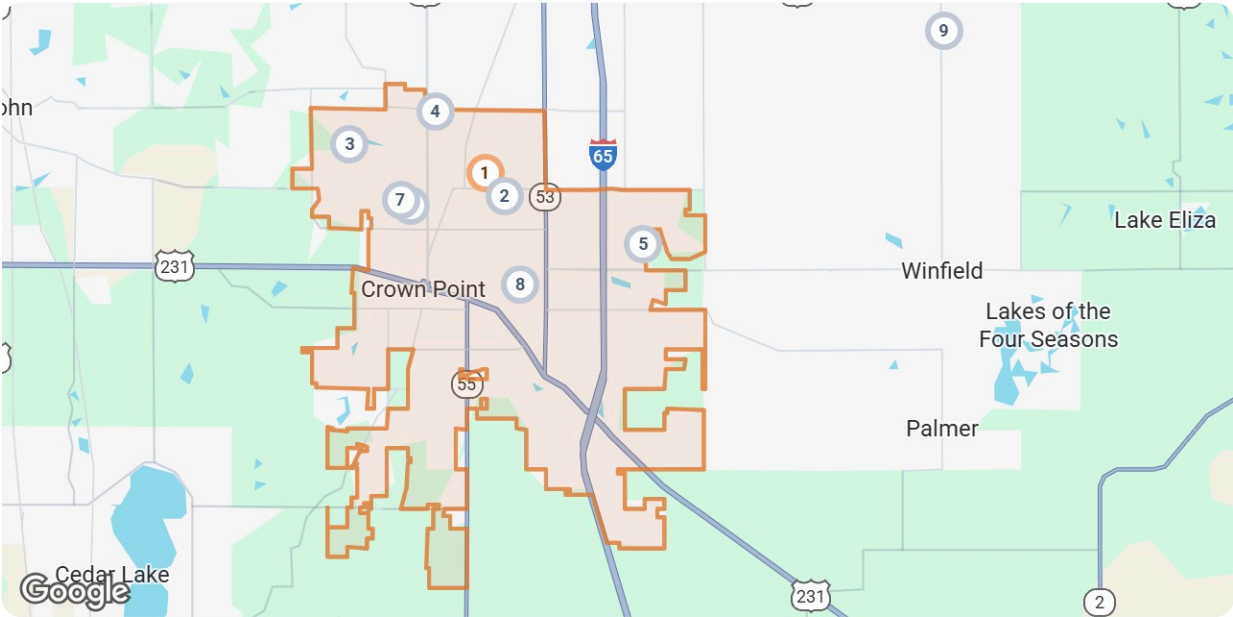
Crown Point, Indiana



Closed: 7 properties		Property Type	Beds / Baths	Living Area (sq ft)	Lot Size / Year Built	Closed Date / Days in RPR	Closed Price / \$ Per Sq Ft	List to Sold Price %
5	 <div>407 E Elizabeth Dr Crown Point, IN 46307 MLS ID: 830694 Closed / For Lease</div> <div>Courtesy of American Dream Realty</div>	Single Family	3/3	2,197	0.29 acres 1965	11/19/2025 2 days	– \$1/sq ft	–
6	 <div>1548 Autumn Dr Crown Point, IN 46307 MLS ID: 829978 Closed / For Lease</div> <div>Courtesy of Realest.com</div>	Condo/Townhouse/Apt.	3/2	1,500	0.74 acres 1990	11/13/2025 16 days	– \$1/sq ft	–
7	 <div>1832 E 110th Ln Crown Point, IN 46307 MLS ID: 825113 Closed / For Lease</div> <div>Courtesy of McCormick Real Estate, Inc.</div>	Condo/Townhouse/Apt.	3/3	1,632	3,920 sqft 2021	10/17/2025 80 days	– \$1/sq ft	–



Distressed

Source: Public Records and Listings



Legend

- Closed
- Off Market, Hold, Withdrawn, Expired, or Canceled

Distressed: 9 properties			Property Type	Beds / Baths	Living Area (sq ft)	Lot Size / Year Built	List Date / Days in RPR	List Price / \$ Per Sq Ft	Distressed Date / Type
1		1604 W 99th Pl Crown Point, IN 46307 Closed / Public Record	Single Family	3/3	2,223	9,757 sqft 1990	– – days	– \$160/sq ft	11/25/2025 Notice of Foreclosure Sale
2		1338 Jacob Dr Crown Point, IN 46307 Off Market / Public Record	Single Family	5/3	2,655	9,180 sqft 2002	– – days	– \$168/sq ft	10/29/2025 Notice of Foreclosure Sale





Distressed: 9 properties		Property Type	Beds / Baths	Living Area (sq ft)	Lot Size / Year Built	List Date / Days in RPR	List Price / \$ Per Sq Ft	Distressed Date / Type	
3		1030 Freedom Cir S Crown Point, IN 46307 Off Market / Public Record	Condo/Townhouse/Apt.	3/2	1,859	8,451 sqft 2005	– – days	– \$186/sq ft	11/21/2025 Notice of Foreclosure Sale
4		2241 W 93rd Ave Crown Point, IN 46307 Off Market / Public Record	Single Family	4/2	1,864	0.26 acres 1967	– – days	– \$149/sq ft	11/21/2025 Notice of Foreclosure Sale
5		10597 Maine Dr Crown Point, IN 46307 Off Market / Public Record	Condo/Townhouse/Apt.	3/2	1,719	9,954 sqft 2006	– – days	– \$180/sq ft	12/8/2025 Notice of Foreclosure Sale
6		305 Birch St Crown Point, IN 46307 Off Market / Public Record	Single Family	3/1	825	0.26 acres 1950	– – days	– \$220/sq ft	10/29/2025 Notice of Foreclosure Sale
7		332 Maple St Crown Point, IN 46307 Off Market / Public Record	Single Family	4/1	1,982	10,050 sqft 1953	– – days	– \$159/sq ft	12/8/2025 Notice of Foreclosure Sale
8		1727 Chestnut Dr, #R Crown Point, IN 46307 Off Market / Public Record	Condo/Townhouse/Apt.	3/2	1,430	5,320 sqft 2000	– – days	– \$186/sq ft	10/20/2025 Notice of Foreclosure Sale
9		8427 Randolph St Crown Point, IN 46307 Off Market / Public Record	Single Family	3/3	2,755	1.46 acres 1958	– – days	– \$165/sq ft	10/20/2025 Notice of Foreclosure Sale

About RPR

- RPR® is the nation's largest property database, exclusively for REALTORS®. It empowers REALTORS® to help buyers and sellers make informed decisions, backed by a real estate database covering more than 160 million residential and commercial properties in the United States.
- RPR is a wholly owned subsidiary of the National Association of REALTORS® and a member benefit to REALTORS®.
- RPR's data sources range from MLSs and county-level tax and assessment offices, to the U.S. Census and FEMA, to specialty data set providers such as Esri (consumer data), Niche (school information) and Precisely (geographic boundaries).

Learn More

For more information about RPR, please visit RPR's public website: <https://blog.narrpr.com>

