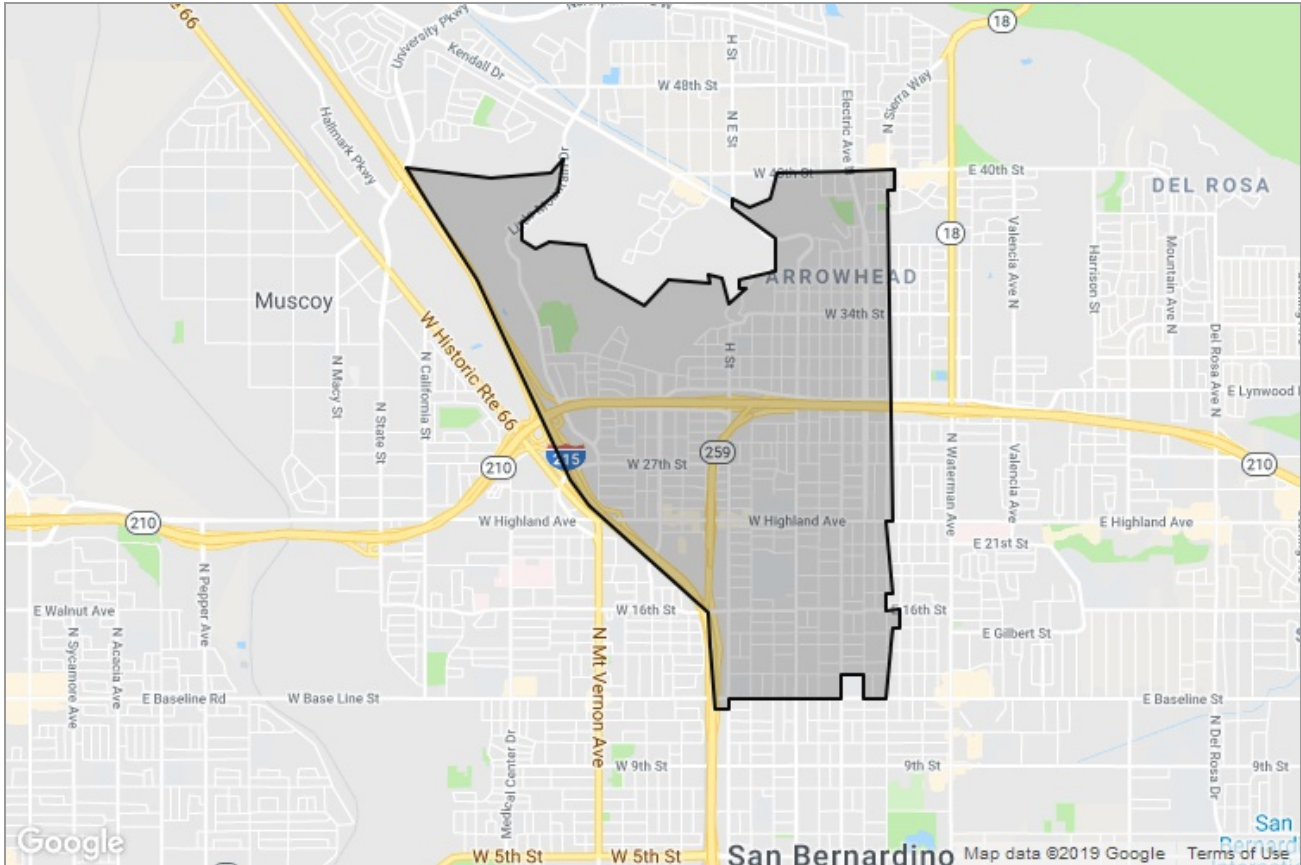




MARKET ACTIVITY REPORT

San Bernardino, CA 92405



Presented by

Norma & Kyle | Realtor | Broker-Owner

California Real Estate Licenses: 00934854, 01904809



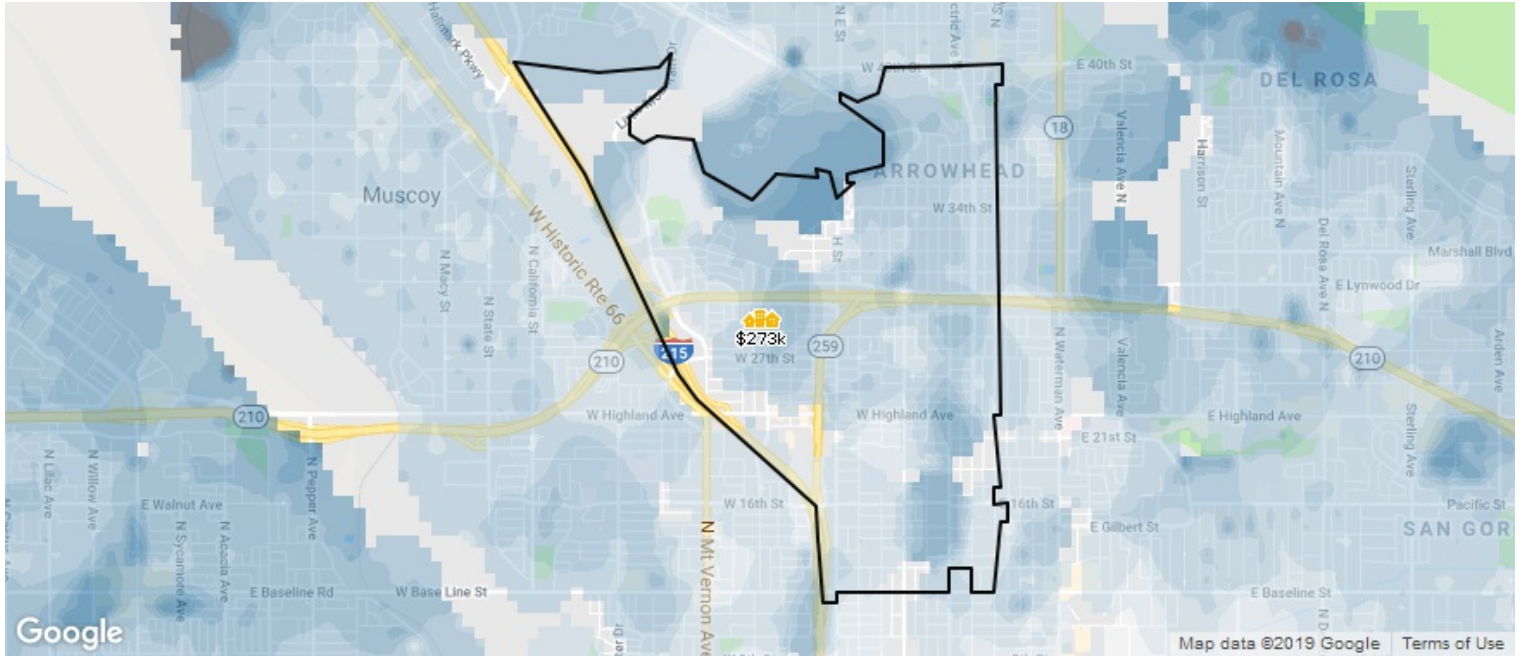
Mobile: (818) 533-8326 | Mobile: (909) 353-4857 |
Work: (833) 425-8368

Main: BLUDOTRealtyGroup@gmail.com
Broker: www.BLUDOTRealtyGroup.com |
Agent: www.BLUDOTRealty.com

California

San Bernardino, CA 92405

Market Snapshot: Estimated Home Values



<\$100k
 \$450k
 \$20m

This map layer shows the average estimated home values, based on the AVMs and RVMs® for properties in an area. Source(s): Public records and MLS data where licensed; updated Quarterly.

Median Est. Home Value

\$273K

Updated: 12/31/2018

Change Over
Last Month

↓ **4.53%**

Change Over
Last Quarter

↑ **1.79%**

Change Over
Last 12 Months

↑ **9.17%**

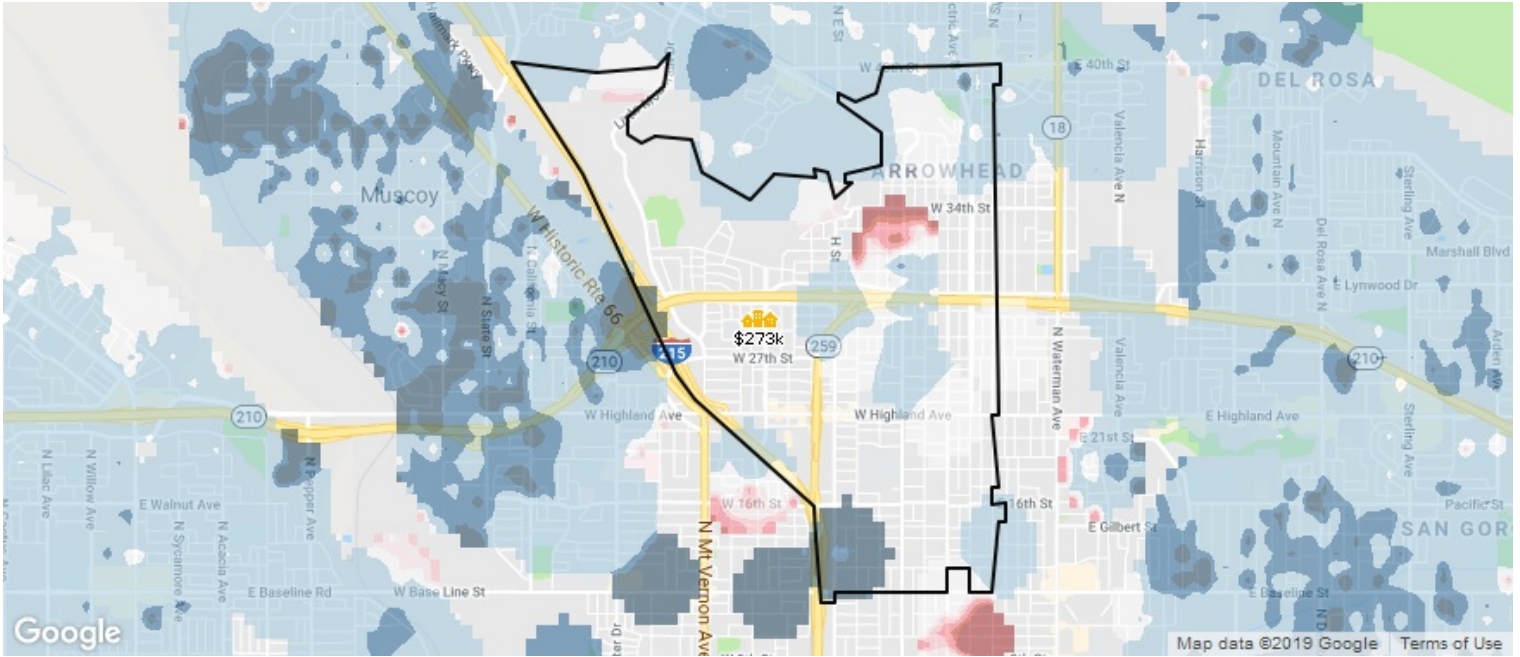
Change Over
Last 24 Months

↑ **23.02%**

About this Data: Estimated home values are generated by a valuation model and are not formal appraisals. Valuations are based on public records and MLS data where licensed. The metrics shown here reflect SFR data.

San Bernardino, CA 92405

Market Snapshot: 12-Month Change in Estimated Value



-15% 2.5% +20%

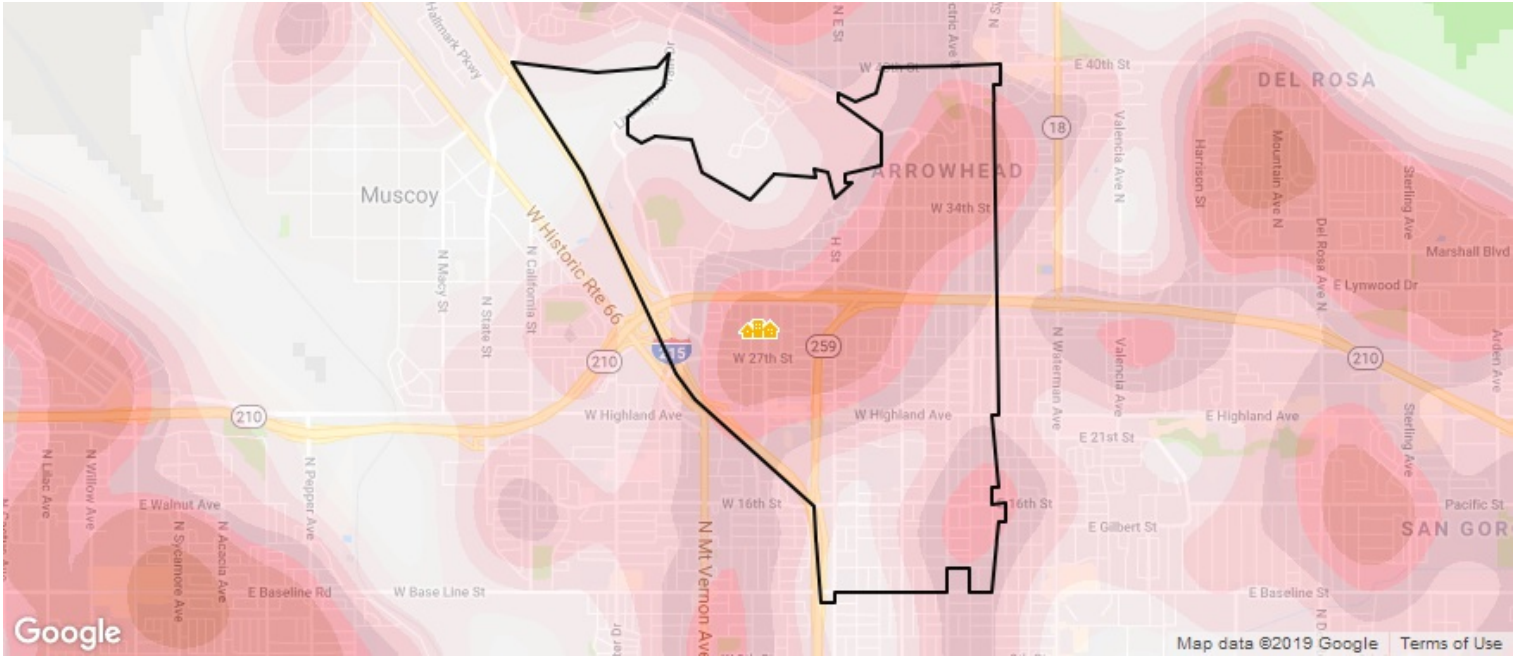
This map layer shows the change in estimated home values over the past 12 months, based on the AVMs and RVMs® for properties in an area. Source(s): Public records and MLS data where licensed; updated Quarterly.

<p>Median Est. Home Value</p> <p>\$273K</p> <p>Updated: 12/31/2018</p>	<p>Change Over Last 12 Months</p> <p>↑ 9.17%</p>	<p>Change Over Last 24 Months</p> <p>↑ 23.02%</p>	<p>Change Over Last 36 Months</p> <p>↑ 35.93%</p>
---	---	--	--

About this Data: Estimated home values are generated by a valuation model and are not formal appraisals. Valuations are based on public records and MLS data where licensed. The metrics shown here reflect **SFR** data.

San Bernardino, CA 92405

Market Snapshot: Concentration of Distressed Properties



This map layer shows the concentration of distressed properties, in areas where RPR has MLS data. Source(s): MLS data; updated Quarterly.

Total # of Distressed Properties

0

Updated: 1/22/2019

of Pre-Foreclosures

0

of Foreclosures

0

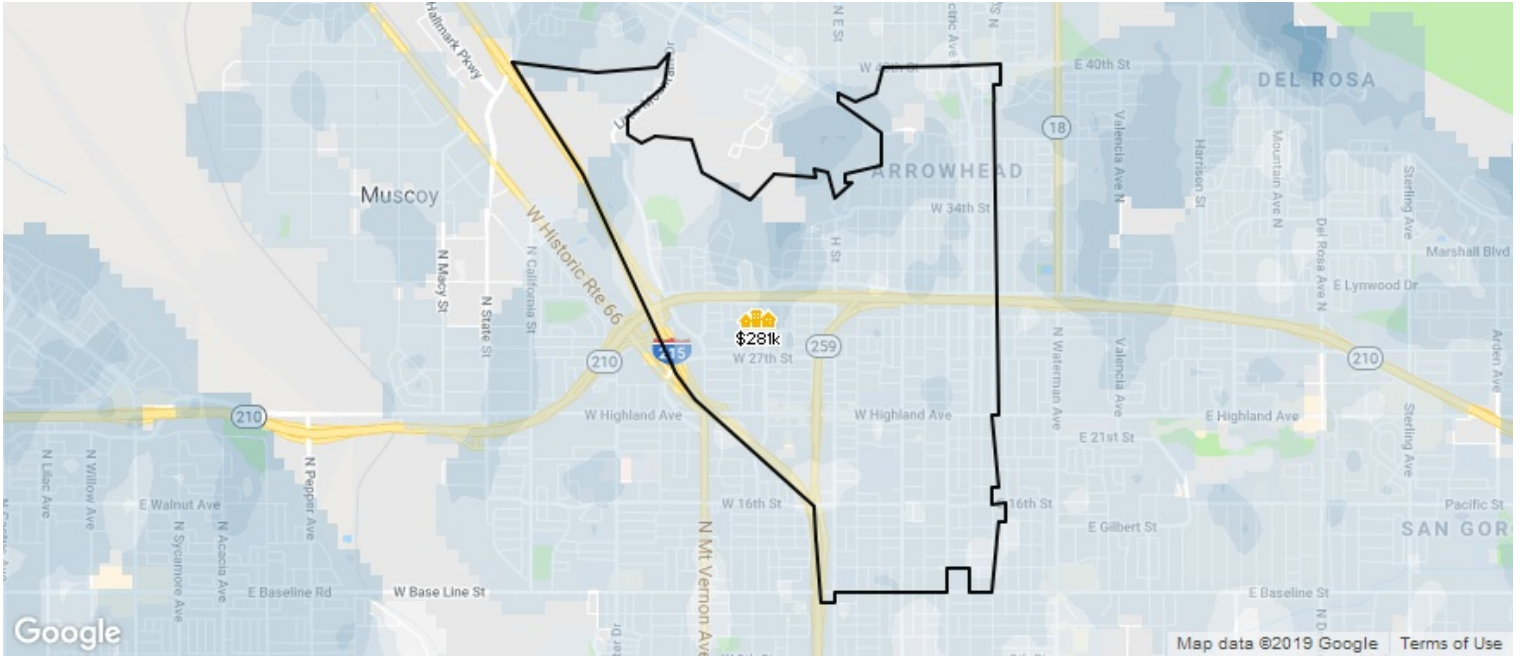
of Short Sales

0

About this data: The metrics displayed here reflect distressed property counts (listings and public records) for **SFR** as of 1/22/2019.

San Bernardino, CA 92405

Market Snapshot: Sales Price



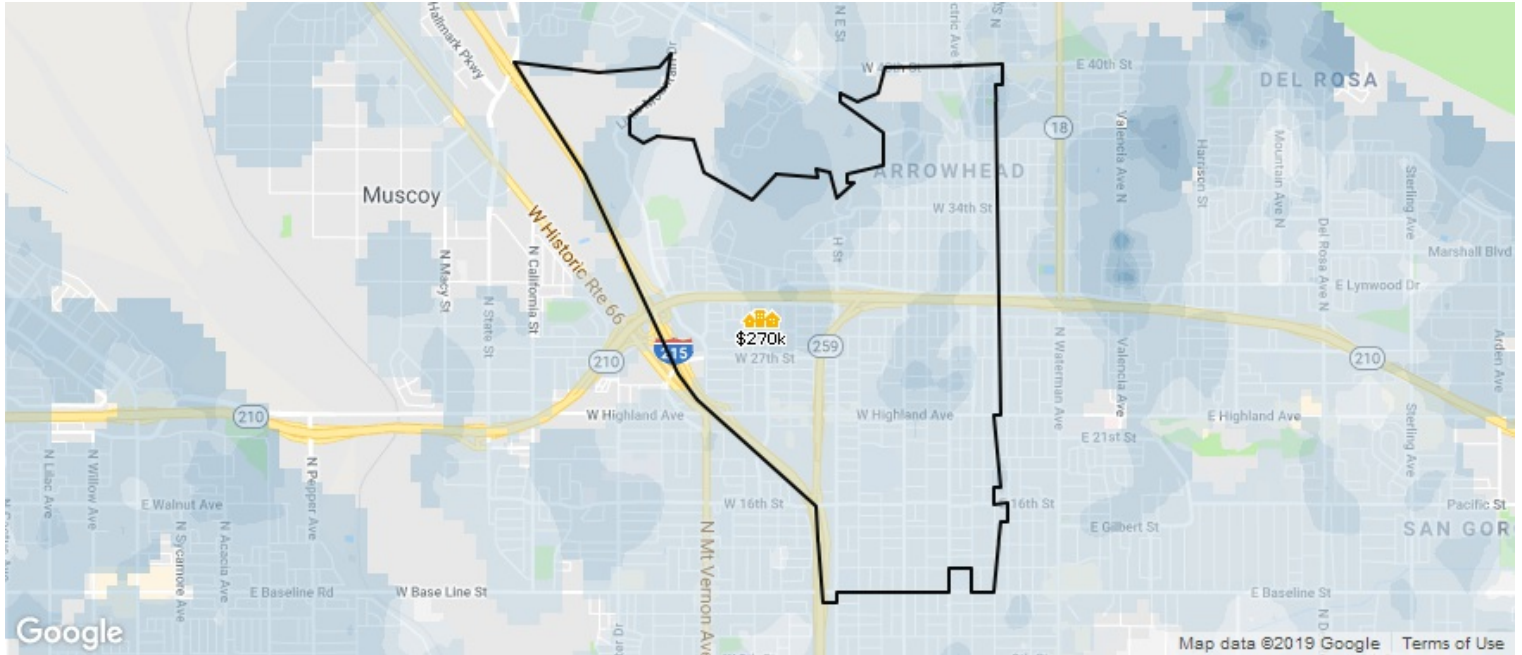
This map layer shows the average sales price for properties sold in the previous six months, in areas where RPR has MLS data. Source(s): MLS data; updated Quarterly.

<p>Median Sales Price</p> <p>\$281K</p> <p>Updated: 12/31/2018</p>	<p>Change Over Last Month</p> <p>↑ 0.36%</p>	<p>Change Over Last Quarter</p> <p>↑ 0.72%</p>	<p>Change Over Last 12 Months</p> <p>↑ 18.57%</p>	<p>Change Over Last 24 Months</p> <p>↑ 26.29%</p>
--	---	---	--	--

About this data: The Metrics displayed here reflect average sales price for **SFR** using **MLS listing** data.

San Bernardino, CA 92405

Market Snapshot: List Price



This map layer shows the average listing price for properties in the previous six months, in areas where RPR has MLS data. Source(s): MLS data; updated Quarterly.

Median List Price

\$270K

Updated: 12/31/2018

Change Over
Last Month

↓ **0.04%**

Change Over
Last Quarter

↓ **2.37%**

Change Over
Last 12 Months

↑ **8.85%**

Change Over
Last 24 Months

↑ **22.68%**

About this data: The Metrics displayed here reflect average sales price for **SFR** using **MLS listing** data.