

PROPERTY REPORT

Felker Ward St NW, Atlanta, GA 30318



Presented by

James Beaver | Realtor

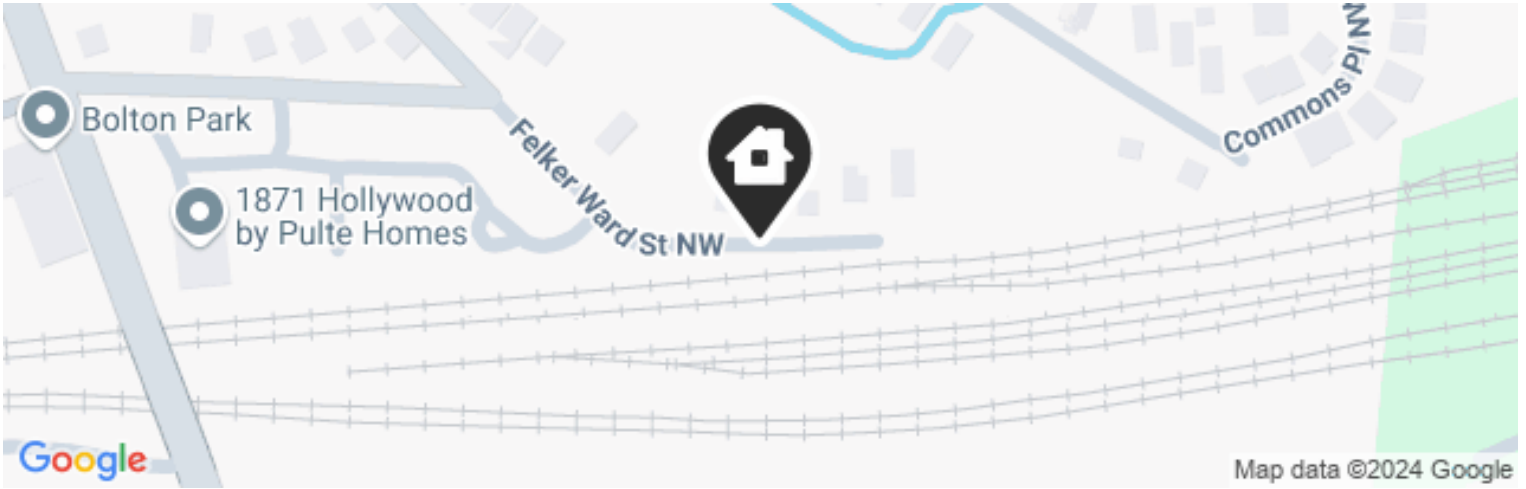


Mobile: (404) 939-0797 | Fax: (770) 573-6395

Main: james@jamesbeaverteam.com
Agent: www.jamesbeaverteam.com

ALERT Properties
866 N. Main Street NW
Conyers, GA 30012

Felker Ward St NW, Atlanta, GA 30318



Legend:  Subject Property

 Expired • Expired: 8/30/2024, MLS Listing 7183616: 2/27/2023

List Price

\$150,000

Expired Date: 8/30/2024
Listing ID: 7183616

This report contains data and information that is publicly available and/or licensed from third parties and is provided to you on an "as is" and "as available" basis. The information is not verified or guaranteed. Neither this report nor the estimated value of a property is an appraisal of the property. Any valuation shown in this report has been generated by use of proprietary computer software that assembles publicly available property records and certain proprietary data to arrive at an approximate estimate of a property's value. Some portions of this report may have been provided by an RPR user; RPR is not responsible for any content provided by its users. RPR and its information providers shall not be liable for any claim or loss resulting from the content of, or errors or omissions in, information contained in this report.

Home Facts

Public Remarks


We are excited to offer you a prime piece of land in one of Atlanta's most desirable neighborhoods of Riverside! Here's your golden opportunity for custom development of your dream home or invest in a lucrative development opportunity! Located close to the Chattahoochee River, makes it an ideal location for those who enjoy outdoor activities. Additionally, the property is situated in a quiet and peaceful neighborhood, making it a perfect retreat from the hustle and bustle of the city. The Riverside community is known for its exceptional quality of life, and it features a variety of outdoor recreational activities, access to restaurants, shopping, parks and other amenities.

Home Facts	Public Facts	Listing Facts	Realtor Refinements
Property Type	Lot/Land	Lot/Land	-
Property Subtype	Residential-Vacant Land	Unimproved Land	-
Bedrooms	-	-	-
Total Baths	-	-	-
Full Baths	-	-	-
Partial Baths	-	-	-
Living Area (sq ft)	-	-	-
Building Area (sq ft)	-	-	-
Lot Size	0.68 acres	0.68 acres	-
Lot Dimensions	29664 SF	x	-
Garage (spaces)	0	-	-
Number of Units	0	-	-

Homeowner Facts

Owner Name (Public)	Clack Joseph S & James A
Mailing Address	252 W Lake Dr Nw Atlanta GA 30314-2008

Extended Home Facts



Legend: Subject Property

Exterior Features

Road	Paved, Asphalt
Special	Legal Description
Utilities	None
View	City
Lot Size Dimensions	x
Lot Size Features	Wooded

Exterior Details

Topography	Level grade
Lot Size - Square Feet	29,664 sq ft
Lot Size - Acres	0.68 acres
Neighborhood Code	17441
Water	Municipal
Sewer	Municipal

Location Details

Directions to Property	Exit Bolton Road at 285. Head NW on Bolton, head north on Bolton crossing over Marietta blvd, stay on Bolton Rd. Right on Main St, R on Hollywood, L on Felker Ward. Or use Waze, Google Maps.
Subdivision	Riverside
Zoning	R5
Location Features	Sloped

Homeowners Association Info

Association	No
--------------------	----

Land Listing Details

Listing ID	7183616
Listing Source	
Fence Features	None
Potential Use	"Residential", "Vacant"
Present Use	"Residential", "Vacant"
Horse Property Features	None

Miscellaneous Details

Other Equipment	None
Other Structures	None

Schools (from Listing Data)

Elementary School	Bolton Academy
Middle School	Willis A. Sutton
High School	North Atlanta High School

(based on location)

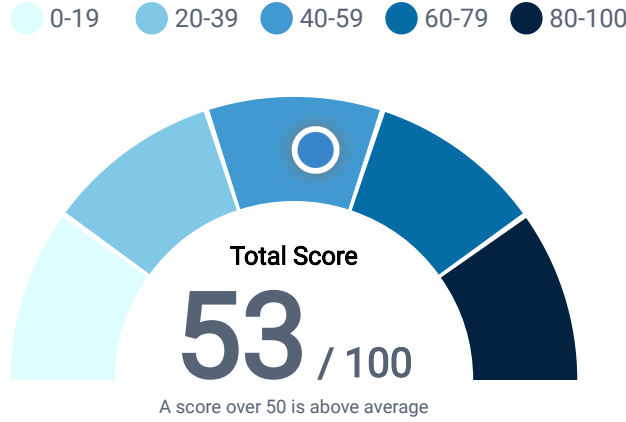
Elementary School	Bolton Academy
Middle School	Sutton Middle School
High School	North Atlanta High School
School District	Atlanta Public Schools

AARP Livability™ Index for 30318

This chart rates the overall livability of a selected ZIP code on a scale from 0 to 100. AARP Livability™ is a trademark of AARP Inc.


Data Source: [AARP](#)

Update Frequency: Annual



Housing	60
Affordability & Access	
Neighborhood	61
Access to Life, Work & Play	
Transportation	59
Safe & Convenient Options	
Environment	41
Clean Air & Water	
Health	57
Prevention, Access & Quality	
Engagement	69
Civic & Social Involvement	
Opportunity	24
Inclusion & Possibilities	

Historical Photos



Comps and Adjustments



LEGEND: Subject Property Pending For Sale or For Lease Distressed Recent Sale Off Market

This Property



Expired
Felker Ward St NW
Atlanta, GA 30318

Proxim.	Days in RPR	Date	Amount	\$/sq ft	Living Area	Lot Size	Beds	Baths	Built
-	550 days	-	-	-	-	0.68 acres	-	-	-

No comps have been selected for this property.

Property History

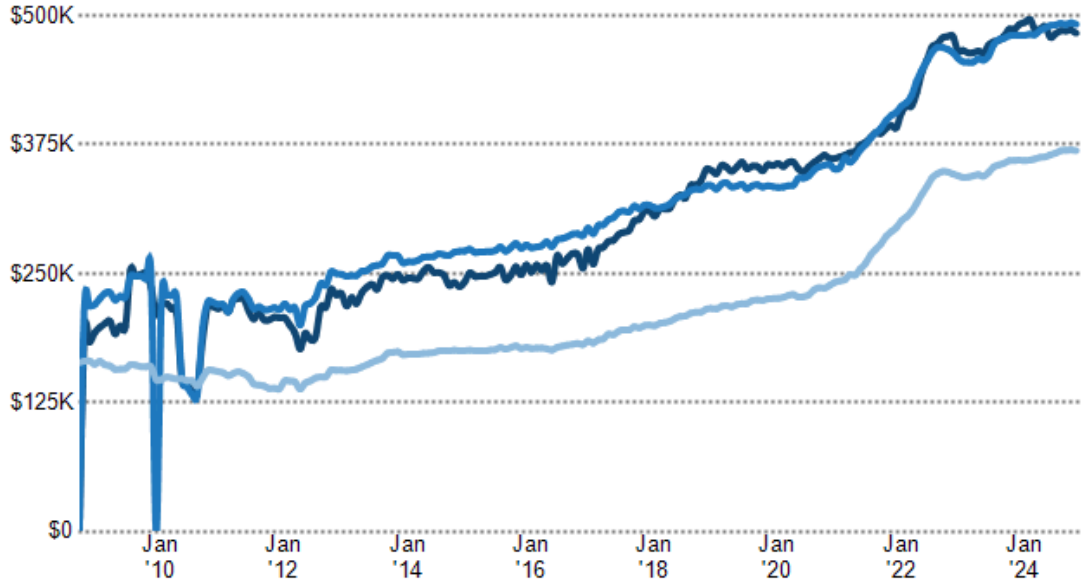
Median Estimated Home Value

This graphic displays property estimates for a market area and a subject property, where one has been selected. Estimated property values are generated by a valuation model and are not formal appraisals.

Data Source: Public records, and MLS sources where licensed

Update Frequency: Monthly

- Atlanta
- Fulton County
- Georgia



Assessed Values

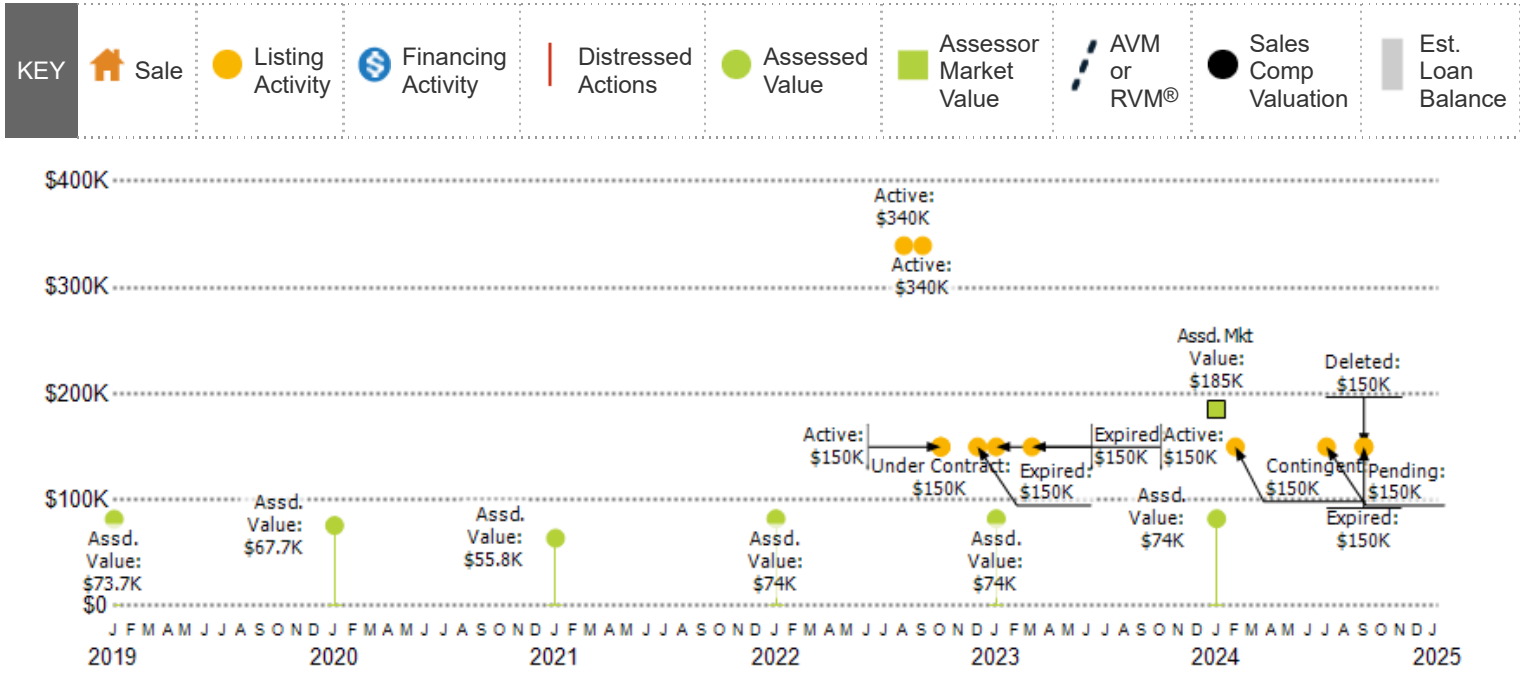
Date	Improvements	Land	Total	Tax
2024	—	\$74,040	\$74,040	—
2023	—	\$74,040	\$74,040	\$3,065
2022	—	\$74,040	\$74,040	\$3,065
2021	—	\$55,760	\$55,760	\$2,793
2020	—	\$67,720	\$67,720	\$2,804
2019	—	\$73,680	\$73,680	\$3,460
2018	—	\$26,120	\$26,120	\$938
2017	—	\$19,520	\$19,520	\$973
2016	—	\$19,520	\$19,520	\$845
2015	—	\$27,040	\$27,040	\$452
2014	—	\$7,600	\$7,600	\$345
2013	—	\$7,600	\$7,600	\$335
2012	—	\$18,040	\$18,040	\$681
2011	—	\$16,680	\$16,680	—
2010	—	—	—	\$96
2009	—	\$21,960	\$21,960	—

Legal Description

Parcel Number	17 025200140144
County	Fulton County
Zoning	R5
City/Municipality/Township	CITY OF ATLANTA
Census Tract	131210088.022017
Abbreviated Description	DIST:5 CITY/MUNI/TWP:CITY OF ATLANTA AN FC VACANT LOT AN ZONED R4A BOE
Current Use	Unimproved Land

Sales and Financing Activity

This chart shows a property's sales and financing history. It can be used to compare the value of the property as seen by public records, such as deeds and tax records, with the estimated home value. Actions taken against the owner, such as the issuance of a Notice of Default, are noted. Sales activity, such as listing date and price reductions, are highlighted.



Data Source: Public Record and Listing data

Update Frequency: Valuations are updated twice monthly; actions on the home, such as listing activity or distressed property notices, are updated daily as made available from public records sources

Price Change History

Change Date	Description	New List Price	% Change
9/10/2024	Expired	\$150,000	-
7/19/2024	Pending	\$150,000	-
2/5/2024	Active Under Contract	\$150,000	-
3/2/2023	Active	\$150,000	-

Neighborhood: Housing Stats and Charts

	30318	Atlanta	Fulton County	Georgia	USA
Median Estimated Home Value	\$483K	\$482K	\$492K	\$369K	\$369K
Estimated Home Value 12-Month Change	-0.8%	+3.8%	+2.2%	+2.7%	+2.7%
Median List Price	\$377K	\$390K	\$387K	\$389K	–
List Price 1-Month Change	-0.7%	-1.3%	-1.4%	+0.1%	–
List Price 12-Month Change	-0.8%	-7.2%	-8%	+6.6%	–
Median Home Age	47	51	40	36	43
Own	41%	46%	54%	65%	65%
Rent	59%	54%	46%	35%	35%
\$ Value of All Buildings for which Permits Were Issued	–	–	\$2B	\$14.7B	\$365B
% Change in Permits for All Buildings	–	–	-23%	-6%	-6%
% Change in \$ Value for All Buildings	–	–	-18%	-8%	-5%

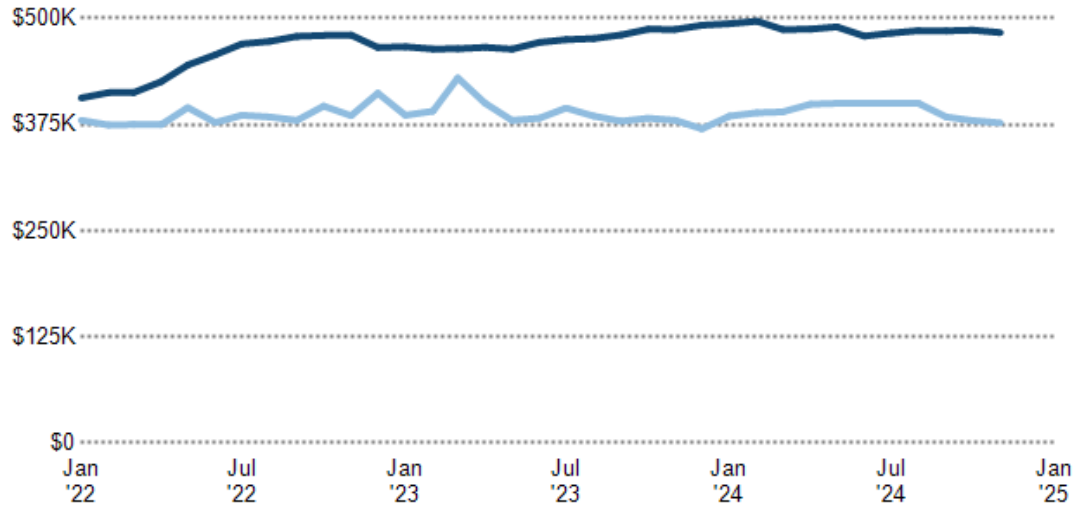
Median Estimated Home Value vs. Median Listing Price

This chart compares a ZIP code's median estimated home value with the median listing price of Active listings. Estimated home values are generated by a valuation model and are not formal appraisals.

Data Source: Public Record and Listing data

Update Frequency: Monthly

■ Median Estimated Value
■ Median List Price



Median Sales Price vs. Sales Volume

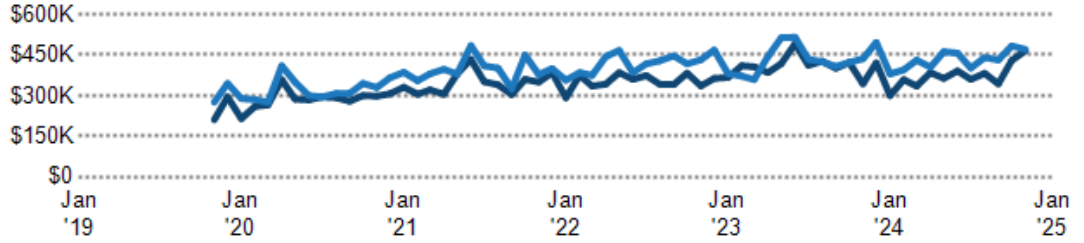
This chart compares the listings and public records sales price trend and sales volume for homes in an area.

Data Source: Public Record and Listing data

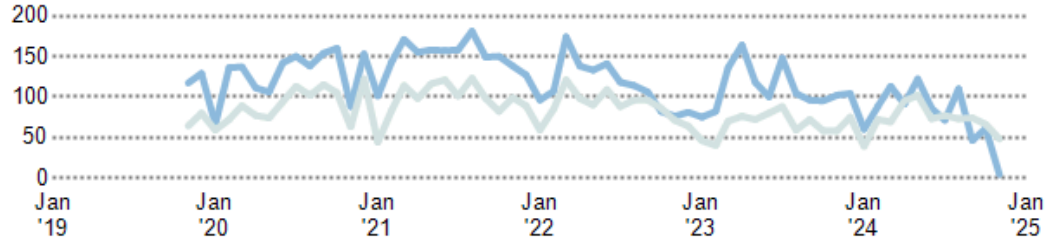
Update Frequency: Monthly

- Median Sales Price Public Records
- Median Sales Price Listings
- Sales Volume Public Records
- Sales Volume Listings

Median Sales Price



Sales Volume



Median Listing Price vs. Listing Volume

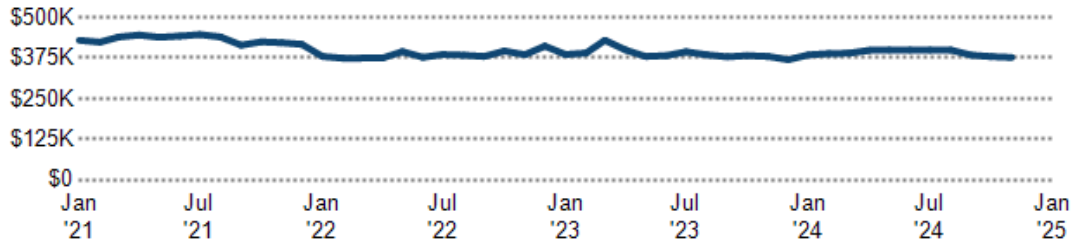
This chart compares the listings and public records sales price trend and sales volume for homes in an area.

Data Source: Public Record and Listing data

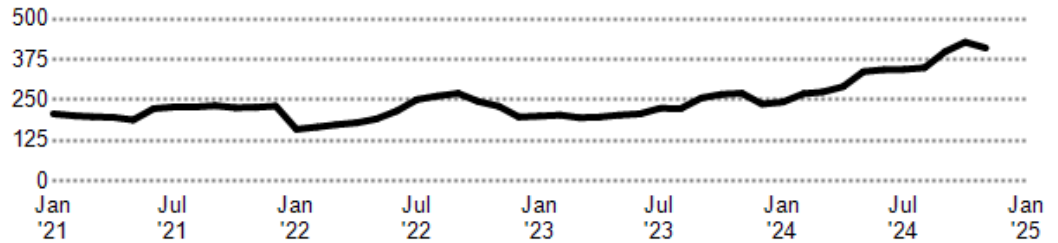
Update Frequency: Monthly

- Median List Price
- Listing Volume

Median List Price



Listing Volume



Listing Inventory

This chart shows the number of For Sale listings in a ZIP code by Property Type.

Data Source: On- and off-market listings sources

Update Frequency: Daily

- ZIP Count Listings by PropertyType



Inventory of Distressed Listings



This chart shows the count of distressed properties (all stages of foreclosure) that are for sale in a ZIP code.

Data Source: MLS data where licensed

Update Frequency: Daily

Inventory of Distressed Listings

Size of Homes Sold

This chart shows the distribution of homes reported sold in the past three months of different sizes in the area of your search.

Data Source: Public records data

Update Frequency: Daily

Sales Count By Living Area



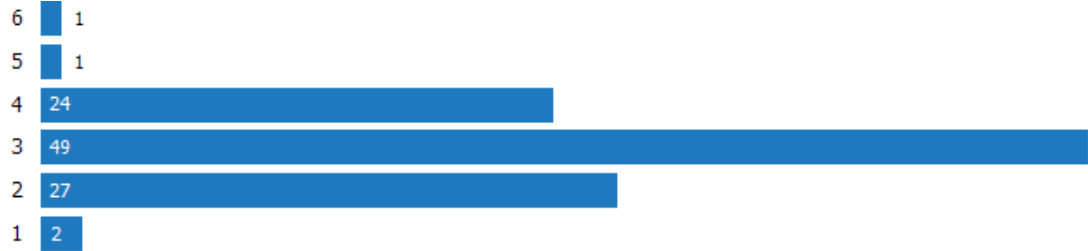
Number of Bedrooms in Homes Sold

This chart shows the distribution of homes reported sold in the past three months, compared by the number of bedrooms, in the area of your search.

Data Source: Public records data

Update Frequency: Daily

Sales Count by Bedroom



Neighborhood: People Stats and Charts

	30318	Atlanta	Fulton County	Georgia	USA
Population	61.3K	495K	1.06M	10.7M	331M
Population Density per Sq Mi	3.03K	3.66K	2.02K	186	93.6
Population Change since 2020	+8%	+4.1%	+3%	+3%	+1.8%
Median Age	31	34	36	37	39
Male / Female Ratio	51%	49%	49%	49%	50%

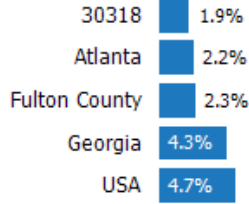
Education Levels of Population

This chart shows the educational achievement levels of adults in an area, compared with other geographies.

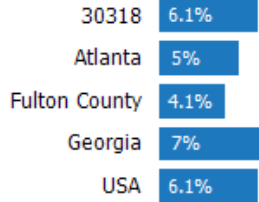
Data Source: U.S. Census American Community Survey via Esri, 2021

Update Frequency: Annually

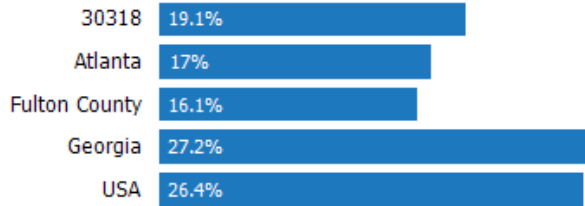
Less Than 9th Grade



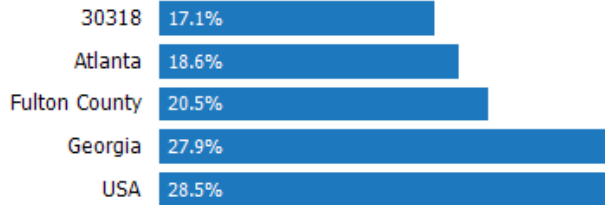
9-12th Grade/No Diploma



High School Graduate



Associate Degree



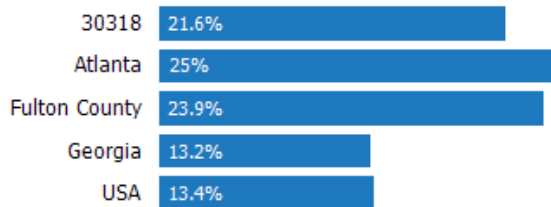
Bachelor's Degree



At Least a College Education



Grad/Professional Degree



Population of Children by Age Group

This chart shows the distribution of the population of children by age range — from birth to 17 — in the area of your search.

Data Source: U.S. Census

Update Frequency: Annually

30318



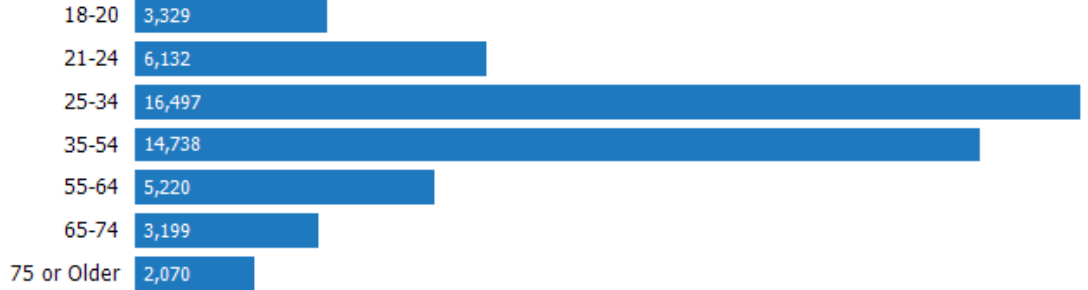
Population of Adults by Age Group

This chart shows the distribution of the population of adults by age range — from 18 to 75-plus — in the area of your search.

Data Source: U.S. Census

Update Frequency: Annually

30318



Households With Children

This chart shows the distribution of households with children, categorized by marital status, in the area of your search.

Data Source: U.S. Census

Update Frequency: Annually

30318



Household Income Brackets

This chart shows annual household income levels within an area.

Data Source: U.S. Census

Update Frequency: Annually

30318



Presidential Voting Pattern

This chart shows how residents of a county voted in the 2020 presidential election.

Data Source: USElectionAtlas.org

Update Frequency: Quadrennially



 Fulton County

Neighborhood: Economic Stats and Charts

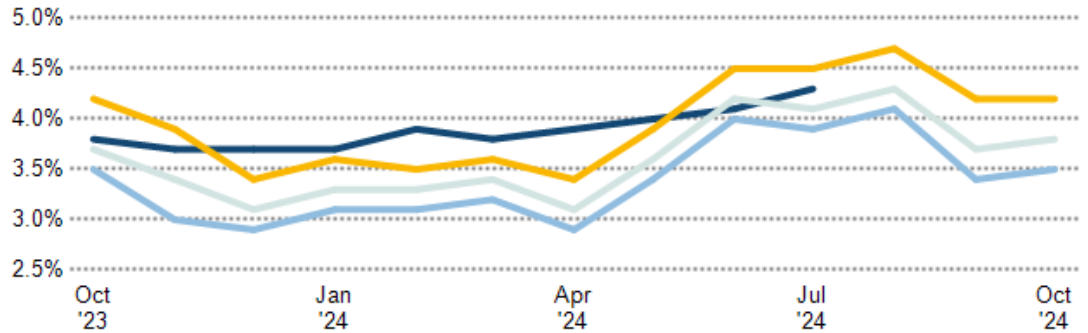
	30318	Atlanta	Fulton County	Georgia	USA
Income Per Capita	\$55,414	\$60,778	\$58,314	\$37,836	\$41,261
Median Household Income	\$77,320	\$77,655	\$86,267	\$71,355	\$75,149
Unemployment Rate	–	4.2%	3.8%	3.5%	4.3%
Unemployment Number	–	11.8K	22.6K	191K	7.16M
Employment Number	–	268K	569K	5.22M	–
Labor Force Number	–	279K	591K	5.41M	–

Unemployment Rate

This chart shows the unemployment trend in the area of your search. The unemployment rate is an important driver behind the housing market.

Data Source: Bureau of Labor Statistics

Update Frequency: Monthly

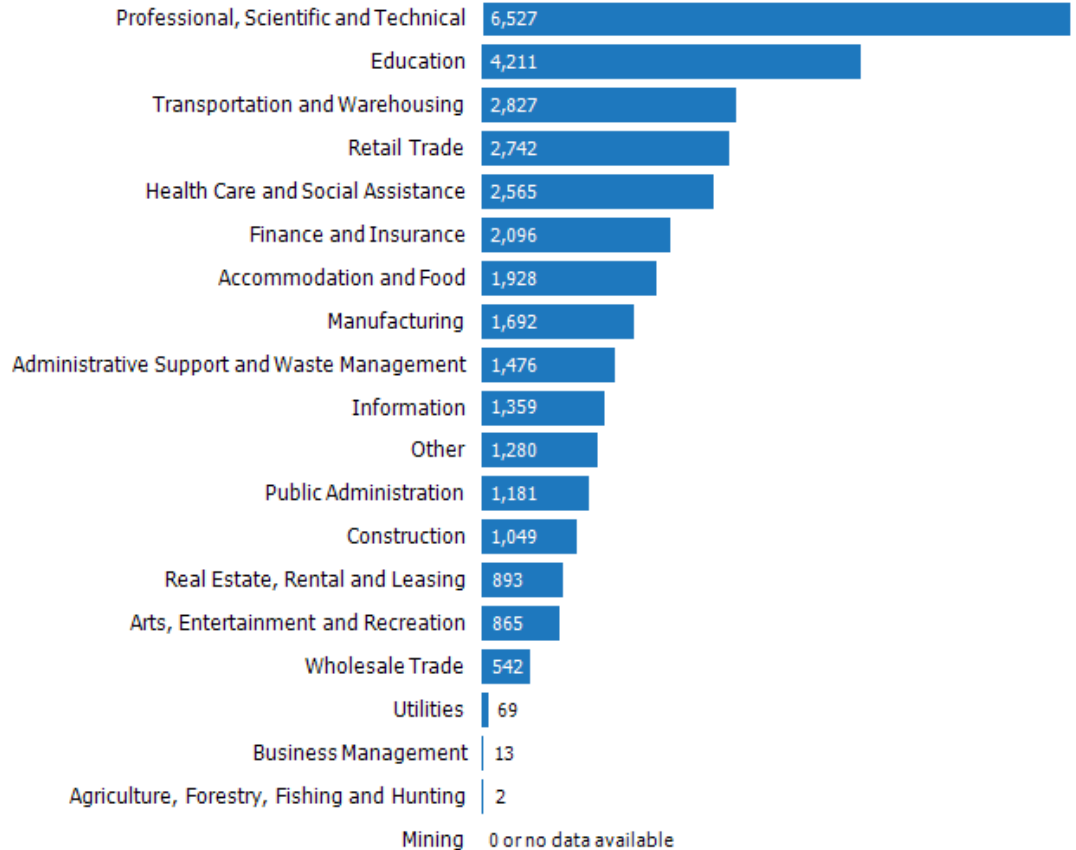


Occupational Categories

This chart shows categories of employment within an area.

Data Source: U.S. Census

Update Frequency: Annually



Neighborhood: Quality of Life Stats and Charts

Quality of Life in 30318

	30318	Atlanta	Fulton County	Georgia	USA
Elevation (in feet)	895	911	945	497	–
Annual Rainfall (in inches)	60	60	60	52.95	–
Annual Snowfall (in inches)	1.55	1.55	1.9	1.63	–
Days of Full Sun (per year)	113	113	113	109	–
Travel Time to Work (in minutes)	–	28	29	28	27
Water Quality - Health Violations	–	–	0	–	–
Water Quality - Monitoring and Report Violations	–	–	1.97	–	–
Superfund Sites	1	1	1	27	2,466
Brownfield Sites	Yes	Yes	Yes	Yes	–

Average Commute Time

This chart shows average commute times to work, in minutes, by percentage of an area's population.

Data Source: U.S. Census

Update Frequency: Annually



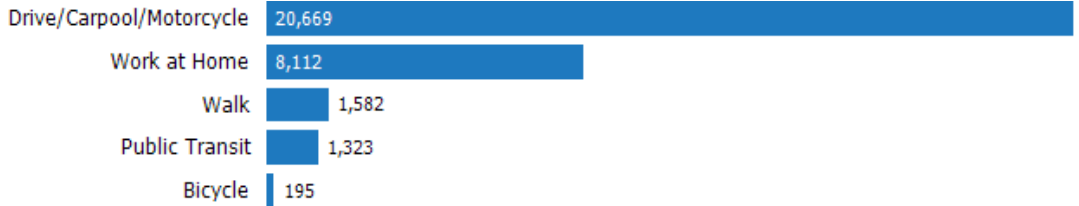
30318

How People Get to Work

This chart shows the types of transportation that residents of the area you searched use for their commute.

Data Source: U.S. Census

Update Frequency: Annually



30318

Average Monthly Temperature

This chart shows average temperatures in the area you searched.

Data Source: NOAA

Update Frequency: Annually



30318

School: Bolton Academy

School Details

Name
Bolton Academy

Level
Elementary

Type
Public

Grades Served
PK, K-5

School District
Atlanta Public Schools

Address
2268 Adams Dr NW,
Atlanta, GA 30318

Phone
(404) 802-8350

School Facts

	Bolton Academy	Atlanta Public Schools
Overall Grade	B	B
Total Enrollment	553	50,325
Students per Teacher	13:1	15:1
Students in Free Lunch Program	33%	71%
Academic Grade	B-	B-
Average GPA	-	3.33 (out of 10990 responses)
Math Proficiency	41%	25%
Reading Proficiency	44%	32%
Gifted Students	9%	-
AP Enrollments	-	-
Graduation Rate	-	83%
Average ACT Score	-	23 (out of 1823 responses)
Average SAT Score	-	1,100 (out of 2876 responses)
Teacher Grade	B	B
Average Teacher Salary	\$66,308	\$66,308
Teachers in 1st or 2nd Year	18%	12%

About this data: Facts and proficiency scores are provided by Niche, which compiles scores, community reviews and other data about schools across the United States. Ratings for this school are based on the most recent available facts for each school and district. Data compiled from the U.S. Department of Education, Private School Universe Survey, Common Core Data and others. Source: Niche Update Frequency: Quarterly

Community Reviews for this School

Posted: 4/13/2023 by Parent

I love this school! The teachers are so passionate and execute several outside-school-hours events to deepen the students' engagement with Black History Month and much more. They have a great Spanish/English dual language immersion program, spectacular Pre-K teachers, and a super involved parent community. This grade proves that Niche and other sites like it take a while to reflect the progress a school has made. This school is a positive, warm, welcoming, wonderfully diverse place for kids and their families. I highly recommend! I'm grateful my son has been able to be a part of this community, especially under the new leadership of Principal Mincey who is truly invested in making this a top elementary school in Atlanta.

School: Willis A. Sutton

School Details

Name
Willis A. Sutton

Level
Middle

Type
-

Grades Served
-

School District
-

Address
Address not available

Phone
-

School Facts

Willis A. Sutton

-

Overall Grade

Total Enrollment

-

-

Students per Teacher

Students in Free Lunch Program

-

-

Academic Grade

Average GPA

-

-

Math Proficiency

-

-

Reading Proficiency

-

-

Gifted Students

-

-

AP Enrollments

-

-

Graduation Rate

-

-

Average ACT Score

-

-

Average SAT Score

-

-

Teacher Grade

Average Teacher Salary

-

-

Teachers in 1st or 2nd Year

-

-

About this data: Facts and proficiency scores are provided by Niche, which compiles scores, community reviews and other data about schools across the United States. Ratings for this school are based on the most recent available facts for each school and district. Data compiled from the U.S. Department of Education, Private School Universe Survey, Common Core Data and others. Source: Niche Update Frequency: Quarterly

School: Sutton Middle School

School Details

Name
Sutton Middle School

Level
Middle

Type
Public

Grades Served
6-8

School District
Atlanta Public Schools

Address
2875 Northside Dr Nw,
Atlanta, GA 30305

Phone
(404) 802-5600

School Facts

Overall Grade

B+

B

Total Enrollment

1,548

50,325

Students per Teacher

15:1

15:1

Students in Free Lunch Program

34%

71%

Academic Grade

B+

B-

Average GPA

–

3.33 (out of 10990 responses)

Math Proficiency

40%

25%

Reading Proficiency

49%

32%

Gifted Students

31%

–

AP Enrollments

–

–

Graduation Rate

–

83%

Average ACT Score

–

23 (out of 1823 responses)

Average SAT Score

–

1,100 (out of 2876 responses)

Teacher Grade

B+

B

Average Teacher Salary

\$66,308

\$66,308

Teachers in 1st or 2nd Year

14%

12%

About this data: Facts and proficiency scores are provided by Niche, which compiles scores, community reviews and other data about schools across the United States. Ratings for this school are based on the most recent available facts for each school and district. Data compiled from the U.S. Department of Education, Private School Universe Survey, Common Core Data and others. Source: Niche Update Frequency: Quarterly

School: North Atlanta High School

School Details

Name
North Atlanta High School

Level
High

Type
Public

Grades Served
9-12

School District
Atlanta Public Schools

Address
4111 Northside Pkwy NW,
Atlanta, GA 30327

Phone
(404) 802-4700

School Facts

North Atlanta High School

Overall Grade

A-

Total Enrollment

2,316

Students per Teacher

16:1

Students in Free Lunch Program

24%

Academic Grade

B

Average GPA

3.45 (out of 2082 responses)

Math Proficiency

31%

Reading Proficiency

68%

Gifted Students

27%

AP Enrollments

-

Graduation Rate

94%

Average ACT Score

27 (out of 341 responses)

Average SAT Score

1,170 (out of 690 responses)

Teacher Grade

B

Average Teacher Salary

\$66,308

Teachers in 1st or 2nd Year

15%

Atlanta Public Schools

B

50,325

15:1

71%

B-

3.33 (out of 10990 responses)

25%

32%

-

-

83%

23 (out of 1823 responses)

1,100 (out of 2876 responses)

B

\$66,308

12%

About this data: Facts and proficiency scores are provided by Niche, which compiles scores, community reviews and other data about schools across the United States. Ratings for this school are based on the most recent available facts for each school and district. Data compiled from the U.S. Department of Education, Private School Universe Survey, Common Core Data and others. Source: Niche Update Frequency: Quarterly

Community Reviews for this School

Posted: 6/28/2024 by Senior

Spanning my four year high school career, my experiences have varied in both positive and negative manners. Although the good outweigh the bad, I can vividly recount multiple accounts where I experienced verbal and cyber abuse at the hands of other classmates. This evoked a sense of futility and inadequacy, ultimately causing me to spiral and isolate myself from my peers. I safeguarded my experiences plagued with extreme fear from the reprimand that I would face from the perpetrators, but when a staff member was alerted of the dire occurrences, extreme action was taken. An impression of gratefulness will forever imprint my life.

Posted: 6/26/2024 by Senior

My experience being a student at North Atlanta varies depending on the aspect you're looking at. The student life has so much potential, but I feel as if it's being suppressed by the teachers because they're extremely strict and definitely abuse their power. Academics are also iffy due to teachers. Teachers are the problems.

Posted: 6/17/2024 by Alum

North Atlanta High school was the first public school I had attended. I participated in volleyball, fine arts, and clubs. I felt valued by teachers and made good friendships.

Posted: 5/31/2024 by Junior

I've loved attending North Atlanta High school. I have been involved with the school since 2014 as my cousin and brother have both graduated from North Atlanta. They have a very open and welcoming community and environment that entices everyone to come to their school. Despite there being 11 floors and over 2000 students there are always enough resources for everyone which I appreciate. The best parts of North Atlanta High School are the field trips offered. Not only are they fun opportunities to hang out with friends, but they are also educational opportunities. My least favorite experience at North Atlanta High School is the long line to enter the building through metal detectors. However, despite my dislike of the line I know that staff are ensuring a safe learning environment. What I would like to see change at North Atlanta is the way in which the lines to get into the building are organized. I believe that there are better ways to make the process smooth sailing and safer.

Posted: 5/1/2024 by Junior

North Atlanta High School has provided me with rigorous courses in the form of IB, AP, and honors classes. As well as given me the opportunity to find a community through extracurriculars like Cross Country and Track and Field. There are a number of Honor Societies that provide opportunities for students to participate further in outside experiences through community service. The school has provided materials to further the success of students in the way of academic opportunities of work-based learning as well as technology like computers and iPads to ensure each student can research and be successful. The IB program at the school is exceptional with options for the CP and DP program that offers students varying levels of rigour. While there are some negative experiences with teachers generally they have the student's best interests and present challenges providing excellent education.

About RPR (Realtors Property Resource)

- Realtors Property Resource® is a wholly owned subsidiary of the National Association REALTORS®.
- RPR offers comprehensive data – including a nationwide database of 164 million properties – as well as powerful analytics and dynamic reports exclusively for members of the NAR.
- RPR's focus is giving residential and commercial real estate practitioners, brokers, and MLS and Association staff the tools they need to serve their clients.
- This report has been provided to you by a member of the NAR.



About RPR's Data

RPR generates and compiles real estate and other data from a vast array of sources. The data contained in your report includes some or all of the following:

- **Listing data** from our partner MLSs and CIEs, and related calculations, like estimated value for a property or median sales price for a local market.
- **Public records data** including tax, assessment, and deed information. Foreclosure and distressed data from public records.
- **Market conditions and forecasts** based on listing and public records data.
- **Census and employment data** from the U.S. Census and the U.S. Bureau of Labor Statistics.
- **Demographics and trends data** from Esri. The data in commercial and economic reports includes Tapestry Segmentation, which classifies U.S. residential neighborhoods into unique market segments based on socioeconomic and demographic characteristics.
- **Business data** including consumer expenditures, commercial market potential, retail marketplace, SIC and NAICS business information, and banking potential data from Esri.
- **School data and reviews** from Niche.
- **Specialty data sets** such as walkability scores, traffic counts and flood zones.



Update Frequency

- Listings and public records data are updated on a continuous basis.
- Charts and statistics calculated from listing and public records data are refreshed monthly.
- Other data sets range from daily to annual updates.

Learn more

For more information about RPR, please visit RPR's public website: <https://blog.narrpr.com>

